

# DREMEL®

VERSATILE TOOL SYSTEMS™

## Catalogue 2016



**ONE 3D PRINTER.**  
COUNTLESS POSSIBILITIES.



**100 Micron  
Build Resolution**

**Pre-Installed Extruder  
for Out of the Box Use**



**Fully Enclosed  
Workspace**

**Removable  
Build Platform**

**Active  
Cooling Fan**

**Onboard  
Software and  
Full Colour  
Touchscreen**

**UL Certified**



## 3D IDEA BUILDER ECO-SYSTEM



# ONE 3D PRINTER. COUNTLESS POSSIBILITIES.



Specification	Dremel® 3D Idea Builder
Extruder	Single extrusion
Extruder Temperature	Up to 230°C
Max. Build Volume (mm)	230 x 150 x 140
Layer Thickness (microns)	100
SD Card	Up to 32GB in size
Internal Storage (GB)	4

## Contents: Dremel® 3D Idea Builder

### Order Information



8 710364 076086  
F0133D20NA

### Accessories


#### PLA Filament



Deep Black 26153D02JA Dremel Blue 26153D06JA Gold Metal 26153D051JA



Grass Green 26153D07JA Electric Orange 26153D04JA Purple Orchid 26153D05JA



Racecar Red 26153D03JA Silver Spoon 26153D50JA Cotton White 26153D01JA



Natural White 26153D70JA

- Weight : 0.5Kg
- Diameter: 1.75 mm
- Length: 190 m
- Derived from plant based products
- Completely recyclable

#### Building Tape



3 included per pack 26153DBTAA

- Ensures adhesion
- Reduces shrinkage and warping
- Lifetime of 1 sheet; 100 prints

### Customer Support

2 Year Warranty. After sales service provided by selected Bosch Service Agents.

### Content Creation Software

#### CAD (computer-aided design) software



Tinkercad



Meshmixer



123D Sculpt




123D Design

For more information on the above software, please visit our website [www.dremel3d.nz](http://www.dremel3d.nz)

### Models and Content 3D Website

#### Content Sources



- Pre-loaded models on the printer
- Dremel 3D website
- Online databases such as, My Mini factory
- Design your own CAD Software using Autodesk 123D

### 3D Website




#### Website Features

- Product information on the printer and filament
- An online database of hundreds of free 3D models
- Download links to Autodesk 123D CAD Applications
- Product support including how-to videos, trouble shooting guides and an FAQ

# ROTARY TOOL HINTS AND TIPS

## 1. Accessory Shank

The part of the Dremel® accessory that is inserted into the tool. Most of the Dremel® accessory shank sizes are 3.2mm. Other sizes include 2.4mm, 1.6mm and 0.8mm.



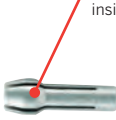
## 2. Collet Nut

Tightening the collet nut forces the collet's fingers inward, securing accessories for use. Avoid excessive tightening.



## 3. Collet

The most precise way to hold an accessory in a high speed rotary tool. Even at high speeds and maximum pressure, collet's stay tight. The collet is located underneath the collet nut inside the tool's shaft.



## 4. MultiChuck

Allows users to change accessories without the use of any collet in the tool. Works with the Dremel® corded and cordless high speed rotary tools, and all attachments except the router, cutting guide, grout removal, chainsaw sharpening and lawnmower sharpening attachments.



## 5. Shaft

The rotating part of the Dremel® rotary tool where the collet is inserted. The shaft is threaded for attaching the collet nut or the MultiChuck.

### Using Mandrel 401:

Screw accessory on to the mandrel firmly.



### Using Mandrel 402\*:

Loosen screw, replace accessory, tighten screw. Do not overtighten.



### Changing sand band of a sanding drum\*:

Loosen screw, pull old band off the rubber bushing, replace with new band, tighten screw.



## Attaching an accessory to the tool using the collet and collet nut

1. Your tool comes with an 3.2mm collet and collet nut
2. Now determine the accessory shank size
3. Select a collet to fit the shank diameter of the accessory
4. Depress shaft lock button
5. Loosen and remove collet nut
6. Insert properly sized collet
7. Replace but do not tighten collet nut
8. Insert shank of accessory
9. Tighten collet nut

\*Hint: For loosening the tightening screws use the bottom of the Rotary Tool Change Wrench

**Powerful 125W Motor**

allows working with all Dremel® accessories and attachments.



**2 Speed Settings**

Ideal Multitool for first time users

Specification	Dremel®200
Input Power (W)	125
Voltage (V)	230
Weight (kg)	0.55
No Load Speed	15,000 – 35,000 1/min
Compatible with attachments	Refer to page 13 – 15

**Contents Dremel® 200 Series (200-1/21)**

<b>Carving / Engraving / Routing</b>	194				
<b>Grinding / Sharpening</b>	415	932	8193	83142	84922
<b>Cleaning / Polishing</b>	414(2)	421	425(2)	429(2)	
<b>Cutting</b>	420	426	561		
<b>Sanding</b>	407	432	445		
<b>Collets / Mandrels / Misc.</b>	401	402			
<b>Kit</b>					

**Order Information**



3 165140 797887 > F0130200NH

**High Performance Motor**

Insulating air gap between motor and housing to eliminate direct heat transfer to hand.



**Replaceable Brushes**

Replacement brushes for a longer lifetime.



**Specification**

**Dremel® 3000**



Input Power (W)	130
Variable Speed (rpm)	10,000 - 33,000
Weight (kg)	0.62
Compatible with Attachments	Refer to page 13-15

**Contents:**



**Dremel® 3000 Series (3000-1/26)**

**Dremel® 3000 Series (3000-2/30)**



**Carving / Engraving / Routing**




**Grinding / Sharpening**




**Cleaning / Polishing**



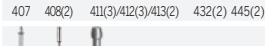
**Cutting**




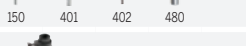
**Sanding**





**Collets / Mandrels / Misc.**



**Attachments**



**Kit**



**Order Information**



8 710364 056934 F0133000PM



8 710364 056941 F0133000PN

Does it All, Better.™

**Electronic Feedback**

Maintains speed under load.



**Quick Collet Lock**

For fast accessory changes.

**5**  
YEAR  
Limited  
Warranty



**Specification**

**Dremel® 4000**



Input Power (W)	175
Variable Speed (rpm)	5,000 – 35,000
Weight (kg)	0.53
Compatible with Attachments	Refer to page 13-15

**Contents:**


**Dremel® 4000 Series (4000-3/36)**

**Dremel® 4000 Series (4000-4/50)**


**Carving / Engraving / Routing**




**Grinding / Sharpening**





**Cleaning / Polishing**





**Cutting**



**Sanding**



**Collets / Mandrels / Misc.**



**Attachments**



**Kit**



**Order Information**



**Dremel® EZ Change™**

No collet lock required.

**Ventilation**

Increased power and more air flow for cooler running.



EZ TWIST™

**Specification****Dremel® 4200**

Input Power (W)	175
Variable Speed (rpm)	5,000 – 35,000
Weight (kg)	0.53
Compatible with Attachments	Refer to page 13-15

**Contents: Dremel® 4200 Series (4200-7/40)**

<b>Carving / Engraving / Routing</b>					
	107	191			
<b>Grinding / Sharpening</b>					
	932	8193	84922		
<b>Cleaning / Polishing</b>					
	403	428			
<b>Cutting</b>					
	EZ409	EZ456	561		
<b>Sanding</b>					
	407	408(6)	432(6)	445(6)	411(3)/412(3)/413(3)
<b>Collets / Mandrels / Misc.</b>					
	EZ402	150	480		
<b>Attachments</b>					
	Cutting Guide	Sharpeners	Detailers Grip	Shield	Circle Cutter / Straight Edge Guide
					Flex Shaft

**Kit****Order Information**

8 710364 069866

F0134200ND



CORDLESS ROTARY

# DREMEL 8220 SERIES

Does it All, Unplugged.™

**2**  
YEAR

Limited  
Warranty



# DREMEL MICRO

Brilliantly Powerful.™

**2**  
YEAR

Limited  
Warranty



## Specification Dremel® 8220

Voltage (V)	12 max (10.8V)
Variable Speed (rpm)	5,000 – 30,000
Battery (rechargeable)	Lithium-Ion
Charge Time (hour)	1
Weight (kg)	1.6
Compatible with Attachments	Refer to page 13-15

## Specification Micro™

Voltage (V)	8V max
Variable Speed (rpm)	5,000 – 28,000
Battery (rechargeable)	Lithium-Ion
Charge Time (hour)	3 hrs 45 mins
Weight (kg)	0.23

### Contents:

#### Dremel® 8220 Series (1/28) Lithium-Ion

#### Grinding / Sharpening



8193 541

#### Cleaning / Polishing



414(4) 429(4) 425(4) 421

#### Cutting



426 561

#### Sanding



407 408(2) 432(3) 445(3)

#### Collets / Mandrels / Misc.



401 402 480

#### Attachments



Cutting Guide

#### Kit



#### Order Information



3 165140 797856 F0138220AJ

### Contents:

#### Dremel® Micro™ 8050-N/18

#### Carving / Engraving / Routing




191 125 105

#### Grinding / Sharpening



84922

#### Cleaning / Polishing



414(2) 421 429(2) 530

#### Cutting



426

#### Sanding



432 407 408 445

#### Collets / Mandrels / Misc.



401 402 480

#### Kit



#### Order Information



0 80596 02661 5 F0138050NF

DREMEL<sup>®</sup> SAW-MAX<sup>™</sup>2  
YEARLimited  
WarrantyDREMEL<sup>®</sup> VERSATIP<sup>™</sup>

Cordless 6 in 1. Use anywhere. Use anytime.™

2  
YEARLimited  
Warranty**Specification** Dremel<sup>®</sup> Saw-Max<sup>™</sup>

Input Power (W)	710
Speed (rpm)	17,000
Disc Diameter (mm)	77
Cutting Depth (mm)	21.5
Weight (kg)	1.8
Compatible with Accessories	Refer to page 26

**Specification** Dremel<sup>®</sup> Versatip<sup>™</sup>

Burn Time (min)	30 – 60
Tank Capacity	17 ml / 9 g
Temperatures (°C)	1200 (open air)
	680 (hot air)
	550 (tips)
Weight (kg)	0.135

**Dremel<sup>®</sup> Versatip<sup>™</sup> Replacement Tip**

Soldering Tip 201 (x2)	26150201JA
------------------------	------------

**Contents:****Dremel<sup>®</sup> Saw-Max<sup>™</sup>  
(SM20-01)****Cutting**

DSM500-RW



DSM510C-RW



DSM520C-RW



DSM540-RW

**Attachments**TRSM 810 Dust  
Extraction Port**Kit****Order  
Information**

F013SM20NE

**Contents:****Dremel<sup>®</sup> Versatip<sup>™</sup>  
(2000-6)****Misc.**Soldering Tin with Blue Cap, Soldering  
Sponge + Sponge Box, 2 Wrenches:  
1 x 7mm Wrench, 1 x 8mm Wrench**Tips**Interchangeable Tips (L-R):  
Soldering Tip, Cutting Knife, Hot Knife,  
Flat Wide Flame Head, Reflector,  
Hot Blower Head**Kit****Order  
Information**

F0132000JA

# SPECIALTY TOOLS

## DREMEL ENGRAVER

Does it All, Unplugged.™

**2**  
YEAR

Limited  
Warranty



**2**  
YEAR

Limited  
Warranty



### Specification Dremel® Engraver

Power Input (W)	35
Voltage (V)	230
Strokes Per Minute (spm)	6000
Weight (kg)	0.31

### Specification Dremel® Glue Gun 930

Voltage (V)	100 - 240
Weight (kg)	0.20
Length (cm)	14
Dual Temperature	105 / 165°C
Glue Stick Diameter (mm)	7

### Contents: Dremel® Engraver

#### Engraving



Engraver  
Tip

#### Misc.



Template

#### Kit



#### Order Information



8 710364 067282

F0130290BA

### Contents: Dremel® Glue Gun 930

#### Misc.

12 Coloured 7mm Glue Sticks  
3 Clear 7mm High Heat Glue Sticks  
3 Clear 7mm Low Heat Glue Sticks

#### Kit



#### Order Information



8 710364 077076 >

F0130930NA



## SPECIALITY TOOLS

### DREMEL MOTO-SAW™

Portable. Precise. Easy.™

**2**  
YEAR  
Limited  
Warranty



## OSCILLATING TOOLS

### DREMEL MULTI-MAX™ 8300

**QUICK FIT**  
2  
YEAR  
Limited  
Warranty



#### Specification Dremel® Moto-Saw™ (MS20-NE)

Input Power (W)	60
Variable Speed (spm)	1500 – 2250
Max. Cutting Depth (mm)	18
Throat Depth (mm)	250
Stroke Length (mm)	8
Weight (kg)	1.1


#### Specification Multi-Max™ 8300-01

Voltage (V)	10.8
Power (W)	N/A
Variable Speed (opm)	5,000 – 21,000
Oscillation Angle (° L/R)	1.5
Battery (rechargeable)	Lithium-Ion
Charge Time (hours)	1
Weight (kg)	0.82

#### Contents:

#### Dremel® Moto-Saw™ (MS20-NE)

##### Cutting



##### Attachments



##### Kit



##### Order Information




F013MS20NE

#### Contents:

#### Dremel® Multi-Max™ 8300-01

##### Cutting



##### Sanding



##### Kit



##### Order Information



F0138300NA

# ROTARY ATTACHMENTS

## WorkStation™

(220-01 / Part No. 26150220AA)

**Contents: Combined Drill Press and Tool Holder.**

Holds your rotary tool in place for applications like sanding, buffing, drilling, etc. Includes telescopic flex shaft holder.



## Flex Shaft

(225-01 / Part No. 26150225AB)

**Contents: Flexible Shaft - length 1070mm, Driver Cap.**

Ideal attachment for precise, detailed work or hard to reach places.



## Shaper / Router Table

(231 / Part No. 26150231AA)

**Contents: Shaper / Router Table.**

Converts your Dremel® tool into a bench mounted tool for precise routing, shaping and sanding.



## Plunge Router Attachment

(335-01 / Part No. 26150335AA)

**Contents: Plunge Router Attachment, Edge Guide, Circle Guide, Guide Bushing Set, Wrench.**

Turn your corded Dremel® rotary tool into a mini plunge router perfect for forming decorative edges, cutting straight slots or routing freehand.



## Rotary Shield Attachment

(A550 / Part No. 2615A550AB)

**Contents: Rotary Shield Attachment, Mandrel (EZ402), 1 1/2" Reinforced Cut-Off Wheel (EZ456). 3/4" Carbon Steel Brush (428), 5/8" Aluminium Oxide Grinding Stone (8193).**

Provides a clear and simple solution for redirecting debris and sparks away from the user without interfering with the task at hand.



## ROTARY ATTACHMENTS

### Multi Purpose Cutting Kit

(565 / Part No. 26150565AC)

**Contents: Cutting Guide, 2 x Plasterboard Cutting Bits (560), 1 x Multipurpose Cutting Bit (561).**

Allows for sturdy, controlled cuts in a variety of materials including: plasterboard, laminate, fibreglass, plastic and vinyl siding.



### Wall Tile Cutting Kit

(Short Code 566 / Part No. 26150566AE)

**Contents: Cutting Guide, Tile Cutting Bit (562)**

(not for use on ceramic floor tiles).

Ideal uses include cutting around fixtures or plumbing during bathroom or kitchen tile installations and creating mosaics.



### Wall & Floor Grout Removal Kit

(568 / Part No. 26150568AB)

**Contents: Grout Removal Attachment, 1.6mm Grout Removal Bit (569).**

Keeps the cutting bit at the perfect cutting angle and centred between the tiles.



### Right Angle Attachment

(575 / Part No. 26150575AD)

**Contents: Right Angle Attachment, Driver Cap.**

Ideal for drilling, grinding or cutting, all sorts of hard-to-reach areas.



### Sanding / Grinding Guide

(A576 / Part No. 2615A576AA)

**Contents: Sanding / Grinding Guide.**

Features flat and angled areas to enable sanding and grinding at both 90 and 45 degrees and is adjustable up to one half inch in height.



## ROTARY ATTACHMENTS

### Detailer's Grip

(A577 / Part No. 2615A577AA)

**Contents: Detailer's Grip Attachment.**

Offers enhanced grip and comfort for detailed applications.



### Mini Saw Attachment

(670 / Part No. 26150670AC)

**Contents: Mini Saw Attachment, Rip/Cross-Cut Blade (546), Driver Cap.**

Transforms your Dremel® tool into a precision circular saw for fine, clear and straight cuts in all sorts of wood.



### Sharpening Kit

(A679-02 / Part No. 26150679AD)

**Contents: Garden Tool Sharpening Attachment, Lawn Mower Sharpening Attachment, Sharpening Stones (453, 454, 455, 932).**

Ideal for sharpening blades.



### Multi-Vise™

(2500-01 / Part No. 26152500JB)

**Contents: Dremel® Multi-Vise™, Removable Soft-Pads, Tool Holder Adapter.**

Rotates 360° and tilts 50° allowing the user to lock the workpiece in any position. Clamps to any workbench, table or countertop.



### Circle Cutter & Straight Edge Guide

(678-01 / Part No. 26150678AE)

**Contents: Circle Cutter Attachment and Straight Edge Guide.**

Makes circles from 1.9-30 cm and the Straight Edge Guide allows routing or cutting in a straight line.



# ROTARY ACCESSORY KITS

## 110 / 160 PIECE ACCESSORY KITS

### 110 Piece Accessory Kit



### 160 Piece Accessory Kit



#### Contents: Dremel® 709-RW Kit

Carving / Engraving / Routing	191		
Grinding / Sharpening	83142 953	84922	952
Cleaning / Polishing	428 429(4)	414(4)	421
Cutting	409(12) 540	420(12)	426
Sanding	407 412(13) 431(6)	408(6) 413(13) 432(6)	411(14) 430 438(5)
Collets / Mandrels / Misc.	401(2) Wrench	402	415

#### Contents: Dremel® 710-RW Kit

	191		
	84922	932	952
	428 429(5)	414(5)	421
	EZ456(2) 407	EZ476	
	412(25) 431(15)	408(15) 413(25) 432(15)	411(25) 430 438(15)
	401 Wrench	402	EZ402

#### Order Information



8 710364 053636  
26150709AD



8 710364 053629  
26150710AK



# ROTARY ACCESSORY KITS

## DREMEL® EZ LOCK™ ACCESSORY KITS

### EZ Lock™ / Sanding/Grinding Kit (x18)



### EZ Lock™ Cutting Kit (x11)



#### Contents:

#### Dremel® EZ686-01 Kit

#### Dremel® EZ688-01 Kit

Carving /  
Engraving /  
Routing

Grinding /  
Sharpening

EZ451GR 84992 952

Cleaning /  
Polishing

511E

Cutting

EZ409(3) EZ456(4) EZ476(3)

Sanding

EZ411SA(2) EZ412SA(2)  
EZ413SA(2) 408(3) 432(3)

Collets /  
Mandrels /  
Misc.

EZ407 EZ402

EZ402

Order  
Information



26150686AA



2615E688AB

# ROTARY ACCESSORY KITS

## MINI ACCESSORY KITS

### Cleaning / Polishing Kit (x20)






### Multi Purpose Kit (x52)



### Carving/Engraving Kit (x11)



Contents:	Dremel® 684-01 Kit	Dremel® 687-01 Kit	Dremel® 689-01 Kit
Carving / Engraving / Routing		194	105 106 107 108 7103 7134
Grinding / Sharpening		952 85422	83142 84922 83322 83702
Cleaning / Polishing	403 404 405 428 520 414(6) 422 425(2) 429(3) 421	403 414(2) 429(2) 421	
Cutting		409(36) 426	
Sanding		407 408 432(2)	
Collets / Mandrels / Misc.	401 402	401 402	481
Order Information	 26150684AA	 26150687AA	 26150689AD

# ROTARY ACCESSORY GUIDE

## Carving / Engraving / Routing

### Engraving Cutters - For Carbon Plexi, Plastic, Rubber, Soft Metal, Hard/Soft Wood



105 (x2)  
0.8mm  
26150105AE



106 (X2)  
1.6mm  
26150106AC



107 (x2)  
2.4mm  
26150107AE



108  
0.8mm  
26150108AC



109  
1.6mm  
26150109AC



110  
2.0mm  
26150110AC



111  
0.8mm  
26150111AC



113  
1.6mm  
26150113AC

### High Speed Cutters - For Carbon, Plexi, Plastic, Rubber, Soft Metal, Hard/Soft Wood



114  
7.8mm  
2615000114



115 (x2)  
7.9mm  
26150115AC



117 (x2)  
6.4mm  
26150117AC



118  
3.2mm  
2615000118



121  
6.4mm  
2615000121



125 (x2)  
6.4mm  
26150125AC



134  
6.4mm  
2615000134



144  
7.8mm  
2615000144



190  
2.4mm  
2615000190



191  
3.2mm  
2615000191



192 (x2)  
4.8mm  
26150192AC



193  
2.0mm  
2615000193



194 (x2)  
3.2mm  
26150194AC



196 (x2)  
5.6mm  
26150196AC



199  
9.5mm  
2615000199

### Diamond Wheel Points - For Porcelain, Ceramics, Brass, Hardened Steel, Gold, Silver, Copper, Glass



7103  
2.0mm  
26157103AE



7105  
4.4mm  
26157105AC



7120  
6.7mm  
26157120AC



7122  
2.4mm  
26157122AC



7123  
4.8mm  
26157123AC



7134  
2.0mm  
26157134AE



7144  
2.4mm  
26157144AE

# ROTARY ACCESSORY GUIDE

## Carving / Engraving / Routing

**Tungsten Carbide Cutters -  
For Ceramics, Hard Wood, Hardened Steel, Aluminium, Stainless Steel,  
Cast Iron, Plastic**



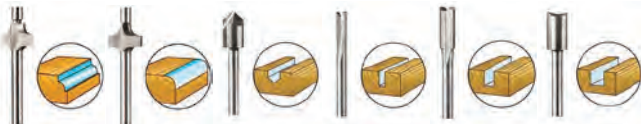
9901 3.2mm 2615009901	9902 2.4mm 2615009902	9903 3.2mm 2615009903	9904 2.4mm 2615009904	9905 3.2mm 2615009905	9906 3.2mm 2615009906	9909 3.2mm 2615009909	9910 3.2mm 2615009910	9911 3.2mm 2615009911
-----------------------------	-----------------------------	-----------------------------	-----------------------------	-----------------------------	-----------------------------	-----------------------------	-----------------------------	-----------------------------

**Structured Tooth Tungsten Carbide Cutters -  
For Hard/Soft Wood, Laminates, Soft Metal, Rubber, Epoxy, Plastic**



9931 6.4mm 2615009931	9934 7.8mm 2615009934	9936 19.0mm 2615009936
-----------------------------	-----------------------------	------------------------------

**Router Bits (HSS) -  
For Hard/Soft Wood, Rubber, Plastic, Plexi, Carbon  
Use with #355 Plunge Router and #231 Shaper/Router Table**



612 2.4mm 2615000612	615 3.2mm 2615000615	640 6.4mm 2615000640	650 3.2mm 2615000650	652 4.8mm 2615000652	654 6.4mm 2615000654
----------------------------	----------------------------	----------------------------	----------------------------	----------------------------	----------------------------

## Router Bit Set



692 (x6)  
2615069200  
Set Contains:  
1 x 612, 1 x 615, 1 x 617, 1 x 618, 1 x 650, 1 x 654

# ROTARY ACCESSORY GUIDE

## Grinding / Sharpening

**Aluminium Oxide Grinding Wheel -  
For Soft Metal, Brass, Hardened Steel, Gold, Silver, Stainless Steel, Cast Iron, Copper**



541 (x2)  
25.4mm  
2615000541

**Aluminium Oxide Grinding Stones -  
For Soft Metal, Brass, Hardened Steel, Gold, Silver, Stainless Steel, Cast Iron, Copper**



911	932	952	953	997	8153	8175	8193	8215
11.1mm	9.5mm	9.5mm	6.4mm	3.2mm	4.8mm	9.5mm	15.9mm	25.4mm
2615000911	2615000932	2615000952	2615000953	2615000997	2615008153	2615008175	2615008193	2615008215

**Silicon Carbide Grinding Stones -  
For Porcelain, Brick, Marble, Granite, Ceramics, Glass**



83142	83322	83702	84922 (x2)	85422	85602
7.0mm	3.2mm	3.2mm	4.8mm	19.8mm	10.3mm
2615083142	2615083322	2615083702	261584922C	2615085422	2615085602

**Chainsaw Sharpening Grinding Stones -  
For Soft Metal, Stainless Steel, Cast Iron**



453 (x2)  
4.0mm  
2615000453

454 (x2)  
4.7mm  
2615000454

455 (x2)  
5.5mm  
2615000455

**453** Use with Sharpening Attachment #679A **454** Use with Sharpening Attachment #679A **455** Use with Sharpening Attachment #679A

# ROTARY ACCESSORY GUIDE

## Cutting

### Dremel® EZ Lock™ Starter Kit -

For Brick, Marble, Plasterboard, Gas Concrete, Ceramics, Soft Metal, Brass, Hardened Steel, Gold, Aluminium, Silver, Stainless Steel, Cast Iron, Copper, Plastic



EZ406

Kit Contains:

EZ402 Mandrel, EZ456 Cutting Wheels (x5)

38.1mm

2615E406AD

### Cut-Off Wheels -

For Brick, Marble, Plasterboard, Gas Concrete, Ceramics, Soft Metal, Brass, Hardened Steel, Gold, Aluminium, Silver, Stainless Steel, Cast Iron, Copper, Plastic



409 (x36)  
23.8mm  
2615000409

EZ409 (x5)  
38.1mm  
2615E409AA

420 (x20)  
23.8mm  
2615000420

426 (x5)  
31.8mm  
2615000426

426B (x20)  
31.8mm  
2615426BAA

540 (x5)  
31.8mm  
2615000540

EZ456 (x5)  
38.1mm  
2615E456AE

EZ456B (x12)  
38.1mm  
2615E456AF

EZ476 (x5)  
38.1mm  
2615E476AC

### Diamond Wheel -

For Tiles, Porcelain, Brick, Marble, Plasterboard, Gas Concrete, Granite, Ceramics



545

22.2mm  
26150545AB



EZ545

38.1mm  
2615E545AA

### Cutting / Shaping Wheel -

For Chipboard, Fibreboard, Hard/Soft Wood, Laminates, Plywood



543

31.8mm  
(Mandrel Incl)  
26150543AA



EZ544

38.1mm  
2615E544AA

### Rip / Cross-Cut Blade -

For Hard/Soft Wood, Plywood, Fibrewood, Laminates, Chipboard



546  
31.8mm  
(48 Teeth)  
26150546AA



546 - Use only with Dremel® Mini Saw Attachment #670 (refer to page 15)

# ROTARY ACCESSORY GUIDE

## Cutting

**Spiral Cutting Bits –  
For Brick, Plasterboard, Gas  
Concrete, Ceramics, Hard/Soft Wood,  
Aluminium, Plastic, Plexi**

**Grout Removal Bits –  
For Grout Removal**



## Precision Drill Bit Set



628 (x7)  
Set Contains: 0.8, 1.2, 1.6, 2.0, 2.4, 2.8 and 3.2mm bits.  
26150628AA

## Cleaning / Polishing

**Rubber Polishing Points –  
For Marble, Granite, Ceramics, Soft  
Metal, Stainless Steel, Cast Iron**

**Bristle Brushes –  
For Soft Metals, Brass, Hardened  
Steel, Gold, Aluminium, Silver,  
Stainless Steel, Cast Iron, Copper**



**Polishing Wheels –  
For Soft Metal, Brass, hardened Steel, Gold, Aluminium, Silver, Stainless  
Steel, Copper, Plastic, Plexi**



# ROTARY ACCESSORY GUIDE

## Cleaning / Polishing

**Stainless Steel Brushes –**  
For Soft Metal, Brass, Hardened Steel, Gold, Aluminium, Silver, Stainless Steel, Cast Iron, Copper



530  
19.1mm  
2615000530



531  
12.7mm  
2615000531



532  
3.2mm  
2615000532



428  
19.1mm  
2615000428



442  
13.0mm  
2615000442



443  
3.2mm  
2615000443

**Brass Brushes –**  
For Soft Metal, Brass, Hardened Steel, Gold, Aluminium, Silver, Stainless Steel, Cast Iron, Copper



535  
19.1mm  
2615000535



536  
13.0mm  
2615000536



537  
3.2mm  
2615000537

## Sanding

**Sanding Bands –**  
For Hard/Soft Wood, Soft Metal, Brass, Hardened Steel, Gold, Aluminium, Silver, Stainless Steel, Copper, Rubber, Plastic, Plexi



E2407  
12.7mm  
2615E407AA



408 (x6)  
12.7mm  
2615000408



430  
6.4mm  
2615000430



431 (x6)  
6.4mm  
(60 Grit)  
2615000431



432 (x6)  
12.7mm  
(120 Grit)  
2615000432



438 (x6)  
6.4mm  
(120 Grit)  
2615000438

**Flapwheels –**  
For Hard/Soft Wood, Soft Metal, Brass, Hardened Steel, Gold, Aluminium, Silver, Stainless Steel, Copper, Rubber, Plastic, Plexi



502  
28.6mm  
(80 Grit)  
2615000502



504  
28.6mm  
(80 Grit)  
2615000504

**EZ Lock™ Abrasive Buffs –**  
For Laminates, Plywood, Hard/Soft Wood, Aluminium, Plastic, Soft Metal, Brass, Glass



511E (x2) 19.0mm  
(1 x 180 Grit)  
(1 x 180 Grit)  
2615E511AA



512E (x2) 19.0mm  
(2 x 320 Grit)  
2615E512AC



# ROTARY ACCESSORY GUIDE

## Sanding

**Sanding Discs –  
For Chipboard, Fibreboard, Hard/Soft  
Wood, Laminates, Plywood**



411 (x36)  
19.1mm  
(180 Grit)  
2615000411



412 (x36)  
19.1mm  
(220 Grit)  
2615000412



413 (x36)  
19.1mm  
(240 Grit)  
2615000413

**EZ Lock™ Abrasive Wheels –  
For Aluminium, Soft Metal, Brass,  
S/Steel, Vinyl, Hard/Soft Wood**



EZ471SA  
25.4mm  
(36 Grit)  
2615E471AA



EZ472SA  
25.4mm  
(120 Grit)  
2615E472AA



EZ473SA  
25.4mm  
(220 Grit)  
2615E473AA

## Collets / Mandrels / Miscellaneous

### Collets



480  
3.2mm  
2615000480



481  
2.4mm  
2615000481



482  
1.6mm  
2615000482



483  
0.8mm  
2615000483



485 (1+4)  
Set Contains: 1 x 480, 1 x  
481, 1 x 482, 1 x 483 and 1 x  
Collet Nut  
261504485

### MultiChuck



4486  
Clamping Range  
0.8 – 3.2mm  
2615004486

### Wrench



Rotary Tool Change Wrench  
2610930692

### Mandrels



401  
3.2mm  
Use with 414, 422, 429  
2615000401



402  
3.2mm  
Use with 409, 411, 412, 413, 420,  
426, 450  
2615000402




EZ402  
3.2mm  
Use with EZ406, EZ409, 423E, EZ456,  
EZ456B, EZ471SA, EZ472SA, EZ473SA,  
EZ476, 511E, 512E, EZ544, EZ545  
2615E402AC

# SPECIALTY ACCESSORIES

## Dremel® Saw-Max

### Cutting



DSM500-RW  
Multi-Purpose Carbide Wheel  
2615S500NA



DSM510C-RW (x3)  
Metal Cut-Off Wheel  
2615S510NC



DSM520C-RW (x3)  
Masonry Cut-Off Wheel  
2615S520NC



DSM540-RW  
Tile Diamond Wheel  
2615S540NA

### Cutting



DSM600-RW  
Multi-Purpose Flush Cut  
Carbide Wheel  
2615S600NA



DSM700-RW (x7)  
Cutting Kit. Includes:  
DSM500-RW, DSM510-RW(x3),  
DSM520-RW(x2), DSM540-RW  
2615S700AA

### Attachments



SM840  
Miter Trim Cutting Guide  
2615S840AA



TRSM800  
Straight Edge Guide  
2615T800AB

## Dremel® Moto-Saw™

### Cutting



MS51-01 (x5)  
Wood/Plastic (x4)  
+ Side Blade (x1)  
2615MS51AA



MS52-01 (x5)  
Wood Finishing (x4)  
+ Side Blade (x1)  
2615MS52AA



MS53-01 (x5)  
Sheet Metal  
2615MS53AA



201 (x2)  
Soldering Tips  
26150201JA

## Dremel® Versatip™

### Tips

# OSCILLATING ACCESSORIES

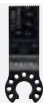
### Cutting



MM385-01 (x5)  
Cutting Accessory Kit  
MM422, MM440, MM450 (x3)  
2615M385AA



MM389 (x6)  
Cutting Accessory Kit with  
Universal Acc Adaptor MM300,  
MM480, MM482, MM450 (x3)  
2615M389AA



MM422  
3/4" Wood/Metal Blade  
2615M422AA



MM422B (x3)  
3/4" Wood/Metal Blade  
2615M422AB

# OSCILLATING ACCESSORIES

## Cutting



MM430  
Multi Knife  
2615M430AA



MM435  
Drywall Jigsaw  
2615M435AA



MM440  
3/4" Wood Blade  
2615M440AA



MM440B (x3)  
3/4" Wood Blade  
2615M440AB

## Cutting



MM450  
3" Wood & Drywall Blade  
2615M450AC



MM450B (x3)  
3" Wood & Drywall Blade  
2615M450AD



MM470  
Longer Flush Cutting Wood Blade  
2615M470AA



MM720  
Multi-Flex System  
2615M720AA

## Grout Removal

## Wall Grout, Floor Grout

## Scraping



MM500  
Carbide Grout Blade 1/8"  
2615M500AC



MM501  
Carbide Grout Blade 1/16"  
2615M501AC



MM600  
Rigid Scraper  
2615M600AA



MM610  
Flexible Scraper  
2615M610AA

## Sanding



MM14  
Hook & Loop Sand Pad  
2615M014AA



MM70P (x6)  
Paint Sanding Pads  
60 (x2), 120 (x2)  
& 240 (x2) Grit  
2615M70PAA



MM70W (x6)  
Wood Sanding Pads  
60 (x2), 120 (x2)  
& 240 (x2) Grit  
2615M70WAA



MM80P (x18)  
Paint Sanding Pads  
60 (x6), 120 (x6)  
& 240 (x6) Grit  
2615M80PAA



MM80W (18)  
Wood Sanding Pads  
60 (x6), 120 (x6)  
& 240 (x6) Grit  
2615M80WAA

## Grinding Cement, Tile Adhesives, Stone, Rasp Wood

## Attachments



MM920  
24 Grit Carbide Rasp  
2615M920AA



MM300  
Dremel® Accessory Adaptor  
2615M300AA



MM820  
Assist Handle  
2615M820AA

# DREMEL<sup>®</sup>

VERSATILE TOOL SYSTEMS<sup>™</sup>

AVAILABLE FROM:


Robert Bosch (New Zealand) Ltd.

Phone: 0800 543 353

Fax: 0800 428 570

[www.dremel.co.nz](http://www.dremel.co.nz)

[www.dremel3d.nz](http://www.dremel3d.nz)

 [dremelnz](https://www.facebook.com/dremelnz)



F005XC0012 COO'EE 04/2016 - DREMEL0223

While every care has been taken in the preparation of this publication, Bosch does not warrant the accuracy or completeness of the information in this publication and accepts no responsibility for any errors or omissions. Bosch reserves the right to alter specifications and product range without notice. To the extent permitted by law, Bosch excludes all liability, including negligence, for any loss incurred in reliance on the contents of this publication.