

▼ Shown top to bottom: HF-101, HF-100, HF-102, LX-101, A65, and FZ1055



Enerpac System Components

Hydraulic Oil

Contents	Model Number	High viscosity index ensures maximum lubricity over a wide range of operation temperatures.
1 Quart	HF-100	
1 Gallon	HF-101	
5 Gallons*	HF-102	
55 Gallons	HF-104	
1 Gallon**	LX-101	

* Packed in two 2½ gallon cans.

** Hand pump oil.

HF Oil

- Specially formulated for power pumps
 - maximum volumetric efficiency
 - maximum heat transfer
 - prevents cavitation
 - anti-sludge, anti-rust, anti-foam additives
- Maximum film protective lubricity
 - anti-oxidation additives

LX Hand Pump Oil


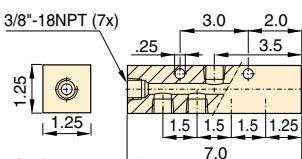

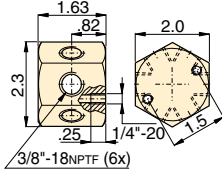

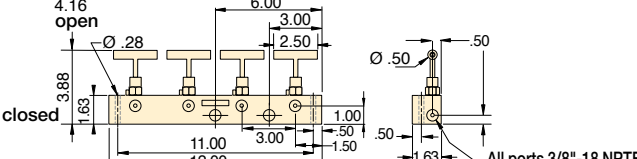
- Specially formulated for hand pumps
 - anti-sludge, anti-rust additives
- Reduced handle effort over HF oil
 - good low temperature performance
- Not for use in power pumps

▼ Oil Specifications Chart

	HF Oil	LX Oil
ISO Viscosity Grade	32	15
API Gravity, ASTM D1298	32	34
Viscosity, ASTM D445		
SUS @ 212°F	43.7	38
SUS @ 104°F	151	77.5
Viscosity Index, ASTM D2270	95	100
Pour Point, °F, ASTM D97	-36.5	-47.5
Flash Point, °F, ASTM D92	375	370
Color	Blue	Yellow

NOTE: SAE grades do not apply to hydraulic oil.

Manifolds

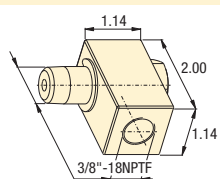
Description		Model No.	Dimensions (in)
7" Long Manifold with 7 female ports.		A-64	
14" Long Manifold that allows direct mounting of control valves to the manifold. 7 female ports.		A-65	
6-Port Hexagon Manifold Plugs furnished for all ports 3/8"-18 NPTF.		A-66	
Premounted Manifold Functions as split-flow valve to control 2 to 4 single-acting cylinders simultaneously. All ports 3/8"-18 NPTF.		AM-21 AM-41	

Hydraulic Oil, Manifolds and Fittings



3/8" Swivel Connector

360 degree swivel coupler for optimal orientation of the hydraulic connection on cylinders, pumps and hoses. Order Model No. XSC-1.



A, AM FZ, BFZ, HF, LX Series



10,000 psi Fittings		Model Number	Dimensions (mm)				Diagram	
			A	B	C	D		
Street Elbow			FZ-1616	.94	1.30	3/8"-18 NPTF	3/8"-18 NPTF	
From: 3/8"-NPTF Male	To: 3/8"-NPTF Female							
Reducing Connector			FZ-1615	1.13	1.00	3/8"-18 NPTF	1/4"-18 NPTF	
From: 3/8"-NPTF Female	To: 1/4"-NPTF Female							
			FZ-1625	1.38	1.25	1/2"-14 NPTF	3/8"-18 NPTF	
From: 1/2"-NPTF Female	To: 3/8"-NPTF Female							
Hexagon Nipple			FZ-1608	1.50	.63	1/4"-18 NPTF	1/4"-18 NPTF	
From: 1/4"-NPTF	To: 1/4"-NPTF							
From: 3/8"-NPTF	To: 3/8"-NPTF							
From: 3/8"-NPTF	To: 3/8"-NPTF							
Coupling			FZ-1614	1.14	1.00	3/8"-18 NPTF	3/8"-18 NPTF	
From: 3/8"-NPTF	To: 3/8"-NPTF							
			FZ-1605	1.14	.75	1/4"-18 NPTF	1/4"-18 NPTF	
From: 1/4"-NPTF	To: 1/4"-NPTF							
Cross			FZ-1613	1.77	1.00	3/8"-18 NPTF	-	
From: 3/8"-NPTF Female	To: 3/8"-NPTF Female							
Street Tee			FZ-1612	1.77	1.00	3/8"-18 NPTF	-	
From: 3/8"-NPTF	To: 3/8"-NPTF							
			FZ-1637	1.77	.94	1/4"-18 NPTF	-	
From: 1/4"-NPTF	To: 1/4"-NPTF							
Street Tee			BFZ-16312	2.20	1.02	3/8"-18 NPTF	3/8"-18 NPTF	
From: 3/8"-NPTF Female	To: 3/8"-NPTF Male							
Elbow			FZ-1610	1.38	.88	3/8"-18 NPTF	-	
From: 3/8"-NPTF	To: 3/8"-NPTF							
			FZ-1638	1.41	.94	1/4"-18 NPTF	-	
From: 1/4"-NPTF	To: 1/4"-NPTF							
Reducer			FZ-1630	.75	.75	1/4"-18 NPTF	3/8"-18 NPTF	
From: 3/8"-NPTF	To: 1/4"-NPTF							
From: 1/4"-NPTF	To: 1/2"-NPTF							
			BFZ-1630	1.10	.86	1/4"-18 NPTF	1/2"-14 NPTF	
From: 3/8"-NPTF	To: G1/4"							
Adaptor			BFZ-16411	1.37	.75	1/4"-18 NPTF	G1/4"	
From: G1/4"	To: 1/4"-NPTF							
From: G1/4"	To: 1/8"-NPTF							
From: G3/8"	To: 1/4"-NPTF							
			BFZ-16421	1.22	.75	1/8"-27 NPTF	G1/4"	
From: G3/8"	To: 1/4"-NPTF							
From: G3/8"	To: 3/8"-NPTF							
			BFZ-16323	1.69	.94	1/4"-18 NPTF	G3/8"	
From: G3/8"	To: 3/8"-NPTF							
Adaptor			FZ-1055	1.75	.94	1/4"-18 NPTF	3/8"-18 NPTF	
From: 1/4"-18 NPTF	To: 3/8"-18 NPTF							
From: 1/2"-14 NPTF	To: 1/4"-18 NPTF							
			FZ-1633	1.18	.75	1/2"-27 NPTF	1/4"-18 NPTF	
From: 1/2"-14 NPTF	To: 3/8"-18 NPTF							
			FZ-1634	1.75	1.13	3/8"-18 NPTF	1/2"-18 NPTF	
From: 1/2"-14 NPTF	To: 3/8"-18 NPTF							
Swivel Fitting			FZ-1660	1.59	.88	3/8"-18 NPTF	3/8"-18 NPTF	
From: 3/8"-NPTF Male	To: 3/8"-NPTF Female							