

W.L. Fuller INC.

CATALOG TWENTY-FIVE

25

TAPER POINT DRILLS • BRAD POINT DRILLS • PLEXI POINT DRILLS
STEP DRILLS • COUNTERSINKS • COUNTERBORES • PLUG CUTTERS
STOP COLLARS • DRILL STOPS • SPECIALTY TOOLS



OVER 45 YEARS OF MANUFACTURING, DISTRIBUTING AND RECOMMENDING TOOLS
TO CUT WOODS, PLASTICS AND METALS IN STANDARD AND SPECIAL SIZES.

FAMILY OWNED
& OPERATED

We dedicate this catalog
In memory of our father
Warren L. Fuller

It is with our deepest regrets that we inform you of the loss of our father, Warren L. Fuller. His passing was due to Hurricane Katrina as he was a resident of the Gulf Coast of Mississippi. He survived and escaped the hurricane only to die of a heart attack one day later in a high school shelter where he was waiting for his companion of 20 years. She had been injured during the escape and was hospitalized. We had traveled to his town to rescue him and were only a few miles from him when he passed. As owner of W. L. Fuller, Inc., he had prepared his children to continue with the same service and quality you have become accustomed to. We look forward to continuing the business relationships he enjoyed and building new relationships as he would have.



Warren L. Fuller
May 14, 1929 to August 31, 2005

The Fuller Story

In the 1930's Warren L. Fuller Sr. (nick named Let) began building twelve foot boats in his Warwick Hudson car dealership quarters. The boats were built out of a new innovation, plywood, a material whose durability had to be proven. The boats, with a deep V hull were dry, fast and could be sailed as well as powered. During production Let found a need for an efficient and inexpensive method to drive the screws and set plugs. Let began to design his own tools and to turn his business expertise away from the car dealership and to the manufacture of woodworking tools, specifically countersinks. (Continued on page 150)

The Fire - March 17, 2003

On Monday, March 17, 2003, a fire destroyed most of W. L. Fuller, Inc. The fire was caused by sparks from a grinding machine getting into the dust collection system just after 1:30 in the afternoon. An employee noticed the fire, ran outside and started yelling there was a fire in the building. Fortunately it was a warm day and all of the windows were open in the 14,000 square foot, two story building. Everyone got out safely. Most employees left their personal belongings thinking the fire would be extinguished and they would be let

back in. That was not the case. The office and plant areas of the building were completely destroyed. There was nothing to go back to. (Continued on page 150)

Guarantee

This catalog illustrates and describes all the types of Countersinks, Counterbores, Plug Cutters and Drills manufactured under the name *Fuller* and fully guaranteed in normal use. The *Fuller* logo appears near each tool picture manufactured by us.

Also included are various types of drills, bits, cutters, and specialty type tools, made by reputable American manufacturers, worthy of showing in our catalog. These are to supplement our own line of tools and are also fully guaranteed.

We have now added a few very useful types of tools that are just not available in this country. So non-domestic tools have finally found a place in our catalog. We find these to be high quality products. They are identified on the catalog page showing the product.

Delivery

Made to sell at a low price and give satisfactory service so that the user of these tools, can, for a reasonable amount, purchase all the sizes which might be needed to increase production, do a professional job and save time in their work.

As these tools are time savers, every effort is directed toward shipping on the same day the order is received.

If you called us yesterday, you might have the tools you need today. Call us today, we'll try for tomorrow.

Samples & Return Policy

We do not furnish samples, but unused stock size tools can be returned to us at any time within two years for credit (cost at time of shipment) less a small restocking charge. Full credit is usually allowed if replacement tools are ordered at time of return.

Our tools should fill most needs to predrill for all sizes from number 2 wood screws up through 3/4" bolts and we are willing to work with our customers on any boring problem they might encounter.

Terms













































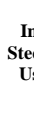









































All invoices are payable 30 days from date of shipment. Purchasers without adequate rating must remit payment with order or shipments will be C.O.D. We also accept **Visa, MasterCard, Discover Card and American Express.**

Electronic Information

The electronic version of Catalog 25 is available on CD and can be downloaded from our web site at www.wlfuller.com. The CD also contains our current price list, electronic images used in the catalog and Catalog 25 in Microsoft Word XP. We can also supply data in Excel format on 3-1/2" floppy disk or by e-mail. The Excel file contains part numbers, pricing, descriptions, UPC Codes and weights.





































































W. L. Fuller Inc. is not to be confused with any other company with the name Fuller. We are all under one roof, plant and office. We are not a branch nor do we have any branches.

Picturedex 1

<p><i>Fuller</i> Information Countersinks Tapered Drills Sets</p>								<p>Info Pre- Drilling</p>	<p>Info Screw Recommendation Chart</p>		
Pages	Type C 5	Taper Drill 6-7	Hex Taper Drill 9	Taper Sets 8	Csink Sets 12-13	Csink Sets 14	Csink Sets 14-17	Predrilling 3	Screw Chart 4		
<p>Other Fuller Countersinks Drills Stops Stop Collars Step Drills</p>									<p>Special Step Drills</p>		
Pages	Type E 18	Type J 18	HSS Csink 19	Carbide Csink 19	Type K 20	Stop Collar 6	Drill Stops 24-25	Step Drills 32	Ordering 33-35		
<p>Other Fuller Counterbores Plug Cutters Sets</p>											
Pages	Carbide Chore 19	Type M 20	Type R 21	Type R Sets 21	Type X 22	Type B 22	Type X/B Sets 23	Plug Cutters 10	Plug Sets 11		
<p>Other Brands Countersinks Counterbores Sets</p>											
Pages	Uniflute 26-27	Multi Flute 27	Sets 28	Adj Csink 29-30	Combo Csink 30	Combo Sets 30	Drill Tree 31	Center Reamer 30	5 Flute HSS 31	Carbide 2 Flute 31	
<p>Drills Fractional Wire Gauge Letter Size Metric Reduced Shank</p>											
Pages	Fractional 39-45	Wire Gauge 46-47	Letter Sizes 49	Metric Sizes 50	1/4 Shank 51	3/8 Shank 51	1/2 Shanks 52-53	Drill Blanks 42	Drill Sets 54	Gauges & Stands 55	Steels 36
<p>Other Drills Parabolic Cobalt, Carbide Extra Long Left Hand Bell Hanger</p>											
Pages	Parabolic 39, 41	Cobalt 39, 41, 46-47	Left Hand 46-47	Carbide 42-43, 53	Extra Long 43-45	Slow Spiral 41	Bell Hanger 70	Hammer Drills 57-61	Hex Brad and Reg 48	Brad Points 38	
<p>Special Purpose Drills Masonry, Glass Plexi, Aircraft Screw Shank Metric Boring</p>											
Pages	Brad Point 39, 40, 43-54, 65-66	Masonry 56	Glass 56	Plexipoint 62	Aircraft 63-64	Screw Shank 65	Metric Boring 66	Metric Brad 66	Half Round 42	Double End 49	Hard Steel 44
<p>Wood Boring Auger, Spade Multi Spur Forstner Machine 3 Wing</p>											
Pages	Auger Bit 67-69	Spade Bit 72	Micro Dial Bit 72	Multi Spur 73	Forstner Bit 74	Self Feed Bit 75-76	3 Wing Drills 73	Machine Bits 67	Solid Center 69	Adj Boring Bit 67	
<p>Spec. Purpose Wood Tools Drill Guides Circle Cutter Chisels HSS Router Bits</p>											
Pages	Drill Guides 71	Circle Cutter 76	Hollow Chisel 77	HSS Router Bit 92-93	Solid Carb Router 94-96	Carb Tip Router 97-107	Bearings and Accessories 108	Wood Chisels 109-113	Tenon Cutter 11	Eject Plug Cutter 71	

Full Index on pages 144-146

Picturedex 2

<p>Hole Saws Hole Saws Arbors Sets</p>									
Pages	Variable Pitch 78	Carbide Tipped 78	Grit Edge 78	Built in Arbor 78	Arbors 79	Adapter 79	Plug-Out Arbors 79	Sets 80-81	
<p>Circular Saws Carbide Steel Abrasive Utility</p>									
Pages	Industrial Carbide 82	Semi Ind Carbide 82-83	Steel 84	Abrasive 85	Blade Bushings 85	Steel Pro 85	Rescue 82	Nail Cutting 82	Thin Kerf 83
<p>Saw Blades Reciprocating Sabre/Jig Hack Saw Band Saw</p>								Info Drill Points	
Pages	Reciprocating 86-87	Carb Tip Recip 87	Sabre/Jig 88-89	Hack Saw 90-91	Carb Grit Blades 91	Hack Saw Frame 90	Recessed Lighting 81	Drill Points 37	Snappy Tooling 48
<p>Phillips Screw Driver Bits Insert Power</p>									Screwdriver Bit Information
Pages	Insert 115	Power 116	Iso-Temp™ 115-116	Ribbed 116	Long Lengths 116	Double End 123	Full Hex Body 116	Reduced Diameter 115	Specifications 114
<p>Slotted Screw Driver Bits Information Insert Power</p>									
Pages	Insert 117	Power 118	Iso-Temp™ 117-118	Ribbed 118	Long Lengths 118	Double End 123	Full Hex Body 118		
<p>Other Screw Driver Bits Torx, Posidrive Socket Head Square Recess Frearson Nut Drivers</p>									
Pages	Torx® 119	Torx Keys 125	Pozidriv® 121	Socket Head 121-122	Square Recess 123	Frearson 123	Nut Drivers 128	Nut Driver Sets 129	
<p>Screw Driver Bit Accessories Bits & Finders Adapters Bit Holders Sets, Parts</p>									
Pages	Bits & Finders 125	Shank Adapters 126	Bit Holders 124	Parts 127	Sets 130	Torx Set 125	Specialty Drivers 129		
<p>Taps, Dies & Extractors Taps, Dies Holders, Sets Extractors</p>									Wood Screw Specification Chart
Pages	Taps 132, 134	Dies 133-134	Hex Dies 133-134	Tap Holders 135	Die Holders 135	Sets 136-138	Extractors 139	Un-Screw Ums 140	Chart 149
<p>Accessories Screw Shank Adapters Shank Extensions Chuck Keys Allen Keys, Set Screws</p>						Full Index	Set Screw and Hex Key Replacements Chart	Decimal and Tap Drill Size Chart	
Pages	Screw Shank Acces. 65	Extensions 68, 75	Chuck Keys 131	Hex, Spline Keys 131	Set Screws 131	144-146	Chart 142-143	Chart 147-148	

Full index on pages 144 – 146

The Fuller Tapered Drill, Countersink, Counterbore and Plug System

W. L. Fuller, Inc. has been manufacturing, recommending, supplying and distributing tools to cut woods, plastics and metals for over 45 years. We produce the best quality tools made in the U.S.A. to predrill, countersink, counterbore and plug for screws and bolts of all different sizes and shapes. Our **High Speed Steel Taper Point Drills** are specifically designed to predrill for **wood screws** of various sizes and lengths. Our **Four Flute Countersinks**, designed to mount on the **Taper Point Drill**, combine *predrilling* for the screw threads, *clearance drilling* for the screw shank, *counterboring* for a wood plug (if needed) and *countersinking* for the screw head in one operation. Our **Plug Cutters** are designed to produce **wood plugs** accurately sized to match our counterbores so the plug fits right every time. Made of the best quality steels and heat treated for long tool life, our tools are designed to save you time by saving you steps, and save you money with longer lasting cutting edges. Your satisfaction is guaranteed.


We have outlined the 4 easy steps below:

Step #1:

Select a wood screw size and length best suited for project at hand. When selecting a length of screw, keep in mind that 1/3 of the total length of the screw should be in the pieces of wood being attached and 2/3 of the total length of the screw should be in the piece of wood being attached to.

Step #2:


Use recommended size Tapered Drill and Countersink combination (see chart on page 4) to predrill pilot hole, countersink and counterbore for the screw size of your choice. Position the countersink on the tapered drill so that the point end of the drill extends from the countersink the same distance as the length of the wood screw measured from under the head. The force required to tighten the wood screw can be decreased by adjusting the countersink further away from the point of the drill or increased by moving the countersink closer to the point of the drill. The locking set screws should be positioned to lock into the flute of the tapered drill. Use the recommended Stop Collar (see chart on page 4) if needed to control the depth of the counterbore. Mount the Stop Collar on the Countersink and tighten with set screws.



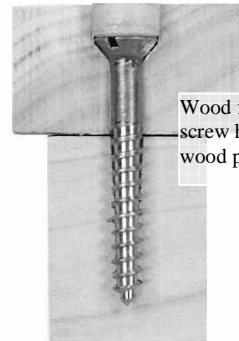
Plug Cutter



Wood plug



Wood predrilled



Wood fastened and screw hidden with wood plug

Step #3:

Use recommended size Plug Cutter (see chart on page 4) to cut plugs to fit over the head of the screw if the screw is counterbored below the surface of the wood. Plugs can be broken out of the wood with a screwdriver or the wood can be cut to release the plugs.

Step #4:

Attach two pieces of wood by driving screw into predrilled hole. Insert wood plug over screw head using a small amount of wood glue. Sand off wood plug flush with surface.

Warning
Cutting tools may shatter.
Eye protection is strongly recommended.

Made in the U.S.A. by American Craftsmen

Recommendations for Wood Screw Pre-drill Sizes and Lengths



Standard Wood Screw Sizes and Pre-drilling Recommendations

Screw Size (Gauge)		#2	#3	#4	#5	#6	#7	#8	#9	#10	#12	#14	#16	#18
Head Bore Size	Actual Head Size	11/64	13/64	15/64	1/4	9/32	5/16	11/32	23/64	25/64	7/16	1/2	35/64	39/64
	Min. Counterbore Dia.	1/4	1/4	1/4	1/4	5/16	5/16	3/8	3/8	7/16	7/16	1/2	9/16	5/8
	Recommended Size	1/4	5/16	5/16	3/8	3/8	3/8	3/8	3/8	1/2	1/2	1/2	5/8	5/8
Screw Shank - Hole Size		3/32	7/64	7/64	1/8	9/64	5/32	11/64	3/16	13/64	7/32	1/4	9/32	5/16
Straight Pilot Drill Size	Hardwood	1/16	5/64	5/64	3/32	7/64	7/64	1/8	9/64	9/64	5/32	11/64	3/16	7/32
	Softwood	1/16	1/16	1/16	5/64	3/32	3/32	7/64	1/8	1/8	9/64	5/32	11/64	13/64
Tapered Pilot Drill Size	Hardwood	3/32	7/64	7/64	1/8	9/64	5/32	11/64	3/16	13/64	7/32	1/4	9/32	5/16
	Softwood	5/64	3/32	3/32	7/64	1/8	9/64	5/32	11/64	3/16	13/64	15/64	17/64	19/64
Recommended Countersink Number		C3	C4	C4	C5	C6	C7	C8	C9	C102	C12	C14	C169	C18

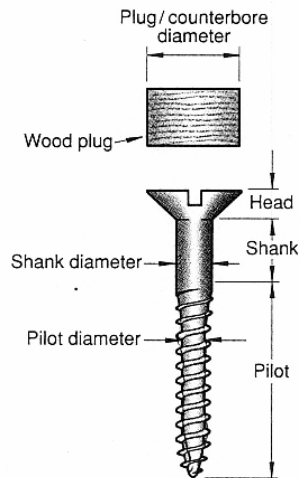
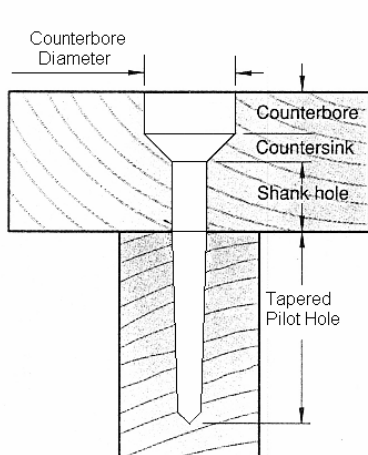


Drill Length Recommendations for Countersink/Taper Point Drill Combos

Screw Size (Gauge)		#2	#3	#4	#5	#6	#7	#8	#9	#10	#12	#14	#16	#18
Tapered Drill Size		3/32	7/64	7/64	1/8	9/64	5/32	11/64	3/16	13/64	7/32	1/4	9/32	5/16
Short Length Drill	Min. Screw Length	1/4	5/16	5/16	3/8	7/16	1/2	5/8	11/16	3/4	7/8	3/4	13/16	7/8
	Max. Screw Length *	5/8	11/16	11/16	5/8	11/16	13/16	7/8	15/16	1	1-1/8	1-1/4	1-7/16	1-9/16
Regular Length Drill	Min. Screw Length	3/8	7/16	7/16	1/2	9/16	5/8	3/4	13/16	15/16	1	1-1/8	1-1/4	1-3/8
	Max. Screw Length **	1	1-1/2	1-3/8	1-3/8	1-1/2	1-3/4	1-7/8	2-1/8	2-1/4	2-3/8	2-5/8	2-5/16	2-11/16
Long Length Drill	Min. Screw Length	9/16	9/16	9/16	5/8	11/16	3/4	7/8	15/16	1-1/16	1-1/8	1-5/16	1-7/16	1-9/16
	Max. Screw Length ***	1-3/4	2	1-7/8	2-1/8	2-3/8	2-3/8	2-3/4	2-3/4	3	3	3-1/8	3-1/16	3-3/16
8" Long Drills	Min. Screw Length	N/A	N/A	N/A	3/4	13/16	1	1-1/16	1-3/16	1-1/4	1-1/4	1-1/2	1-5/8	1-3/4
	Max. Screw Length ***	N/A	N/A	N/A	4-3/4	4-3/4	4-3/4	4-3/4	4-3/4	4-3/4	4-3/4	4-3/4	4-11/16	4-11/16

* = 1/2" to 3/4" of shank for chucking ** = 3/4" to 1" of shank for chucking *** = Set screws positioned at end of twist

Screwdriver Point Size Recommendations



Use charts and graphs shown here to determine the correct counterbore size and pilot hole size for the wood screws you are using, correct drill lengths for Taper Point Drills and screwdriver point sizes.

Screw Size	Phillips	Square Recess
#2	#1	#0
#3		
#4		
#5	#2	#1
#6		
#7		
#8		
#9		
#10	#3	#2
#12		
#14		
#16		
#18		

Type 'C' Four Flute Countersinks

See page 36 for explanation of steel types



C8

With 82 degree included angle

Used to countersink and counterbore for heads of screws in woods, plastics and non-ferrous materials. Heat-treated for long tool life. (See explanation on page 3 and size recommendations on page 4)

The countersink is held in place with two hex-socket screws and is easily adjustable up and down the drill so only one countersink and length of drill is required for one screw size.



Shown above Mounted on a Taper Point Drill with Stop Collar: This combination of Tapered Drill and Countersinks, drills Countersinks and Counterbores in one quick operation. Makes driving screws easier and assures the best possible holding power. Designed for clean cutting and hardened for long wear. Complete list of Taper Point Drills shown on page 7 & 8. Stop Collar (shown above mounted on Type "C" Countersink) can be furnished to control depth of cut. Stop Collar sizes are shown on page 6.



Shown above Mounted on a Brad or Regular Point Drill: This combination can be used to drill and countersink clearance through the material for screws and bolts or to drill pilot holes for other types of screws. The Countersinks can also be mounted on ordinary straight twist drills allowing the screw thread to cut its own hole or by using correct pilot drill size for root diameter of thread allowing shank of screw to force its way into the wood. See Screw Chart on page 4 for screw sizes.

Drills are not included unless specified. Types and sizes are shown on pages 39 through 54. To cut wood plug to fit in hole over head of screw, use matching Plug Cutter shown on page 10.

Special sizes - Quotation on request.

For left hand cutting add 50% to prices shown in price list and add L to stock number.

Price includes two hex-socket set screws. Does not include drill or stop collar. See page 142-143 for replacement set screws and hex keys.

Also see page 141 for all sizes of Countersinks mounted on Taper Point Drills (and Stop Collars if required).



C4



C92



C16



C244



C324

Stock Sizes			
Stock Number	Cutting Diameter	Drill Hole Size	Overall Length
C2	1/4	5/64	3/4
C3	1/4	3/32	3/4
C4	5/16	7/64	7/8
C44	5/16	1/8	7/8
C65	5/16	9/64	7/8
C410	5/16	5/32	7/8
C411	5/16	11/64	7/8
C43	5/16	3/16	7/8
C56	3/8	3/32	7/8
C57	3/8	7/64	7/8
* C5	3/8	1/8	7/8
* C6	3/8	9/64	7/8
* C7	3/8	5/32	7/8
* C8	3/8	11/64	7/8
* C9	3/8	3/16	7/8
C913	3/8	13/64	7/8
C97	3/8	7/32	7/8
C105	7/16	5/32	7/8
C1011	7/16	11/64	7/8
C103	7/16	3/16	7/8
* C10	7/16	13/64	7/8
C1014	7/16	7/32	7/8
C104	7/16	1/4	7/8
C122	1/2	1/8	7/8
C129	1/2	9/64	7/8
C125	1/2	5/32	7/8
C1211	1/2	11/64	7/8
* C92	1/2	3/16	7/8
* C102	1/2	13/64	7/8
* C12	1/2	7/32	7/8
C1415	1/2	15/64	7/8
* C14	1/2	1/4	7/8
C145	5/8	5/32	1-1/16
* C143	5/8	3/16	1-1/16
C167	5/8	7/32	1-1/16
* C16	5/8	1/4	1-1/16
C1617	5/8	17/64	1-1/16
* C169	5/8	9/32	1-1/16
C1619	5/8	19/64	1-1/16
* C18	5/8	5/16	1-1/16
C243	3/4	3/16	1-1/8
C247	3/4	7/32	1-1/8
C244	3/4	1/4	1-1/8
C245	3/4	5/16	1-1/8
C20	3/4	21/64	1-1/8
C24	3/4	3/8	1-1/4
C284	7/8	1/4	1-1/4
C285	7/8	5/16	1-1/4
C286	7/8	3/8	1-1/4
C287	7/8	7/16	1-3/8
C324	1	1/4	1-3/8
C326	1	3/8	1-3/8
C328	1	1/2	1-1/2

* Indicates most popular sizes contained in sets.

High Speed Steel Taper Point Drills & Stop Collars

High Speed Steel Taper Point Drills

The General Purpose Type

Is recommended for most jobs whether in a drill press or in hand held equipment. They cut well in both hard and softwoods.



To cut wood and plastics in one operation for the thread and shank of wood screws.

Made of **High Speed Steel** to hold their sharp cutting edges longer. See page 36 for steel types. Made in standard fractional sizes to fit all types of Countersinks and Counterbores, with sizes and lengths to match most popular wood screws. Lengths and stock numbers are shown on opposite page.

Refer to chart on page 4 for recommended sizes and page 7 for sizes and stock numbers. Hex Shank Taper Point Drills shown on page 9.

The Fast Spiral Type

Cuts faster and clears chips better than the general-purpose type. This type can only be used in a drill press or other stationary equipment. The cutting action is too aggressive for hand held equipment. Recommended for high production in hardwoods.



Special sizes price on request.



Stop Collars

Designed to be used with *Fuller* Countersinks and Counterbores. These steel collars are held solidly in place with two set screws, to control depth of Counterbores. The inside diameter of the Stop Collar fits the outside diameter of the Countersink or Counterbore. See Drill Stops on page 24-25 to control cutting depth of drills only.

Inside Diameter	Width	Stock Number
1/4	1/4	11900250
5/16	1/4	11900312
3/8	1/4	11900375
7/16	1/4	11900437
1/2	1/4	11900500
9/16	1/4	11900562
5/8	1/4	11900625
3/4	1/4	11900750
7/8	1/4	11900875
1	5/16	11901000
1-1/8	5/16	11901125
1-1/4	3/8	11901250
1-3/8	3/8	11901375
1-1/2	7/16	11901500



Stop Collar Mounted on Countersink and Taper Point Drill.

Sets of Stop Collars	
#1 Set of 7	11990001
#2 Set of 7	11990002
(B) Set of 6	11990006
(R) Set of 9	11990009
(C) Set of 14	11990014

High Speed Steel Taper Point Drills Sizes & Lengths

See descriptions on page 6 and recommendations on page 4

Wood Screw Size	Short Length				Regular Length			
	Sizes			General Purpose Stock Number	Sizes		General Purpose Stock Number	Fast Spiral Stock Number
	Drill Dia	Flute Length	Overall Length		Flute Length	Overall Length		
2	5/64	11/16	1-11/16	20000078	1	2	20100078	20800078
3	3/32	3/4	1-3/4	20000093	1-1/4	2-1/4	20100093	20800093
4	7/64	13/16	1-13/16	20000109	1-1/2	2-5/8	20100109	20800109
5	1/8	7/8	1-7/8	20000125	1-5/8	2-3/4	20100125	20800125
6	9/64	15/16	1-15/16	20000140	1-3/4	2-7/8	20100140	20800140
7	5/32	1	2-1/16	20000156	2	3-1/8	20100156	20800156
8	11/64	1-1/16	2-1/8	20000171	2-1/8	3-1/4	20100171	20800171
9	3/16	1-1/8	2-3/16	20000187	2-5/16	3-1/2	20100187	20800187
10	13/64	1-3/16	2-1/4	20000203	2-7/16	3-5/8	20100203	20800203
12	7/32	1-1/4	2-3/8	20000218	2-1/2	3-3/4	20100218	20800218
14	15/64	1-5/16	2-7/16	20000234	2-5/8	3-7/8	20100234	20800234
14	1/4	1-3/8	2-1/2	20000250	2-3/4	4	20100250	20800250
16	17/64	1-7/16	2-5/8	20000265	2-7/8	4-1/8	20100265	20800265
16	9/32	1-1/2	2-11/16	20000281	2-15/16	4-1/4	20100281	20800281
18	19/64	1-9/16	2-3/4	20000296	3-1/16	4-3/8	20100296	20800296
18-20	5/16	1-5/8	2-13/16	20000312	3-3/16	4-1/2	20100312	20800312
20	21/64	1-11/16	2-15/16	20000328	3-5/16	4-5/8	20100328	20800328
20	11/32	1-11/16	3	20000343	3-7/16	4-3/4	20100343	20800343
24	23/64	1-3/4	3-1/16	20000359	3-1/2	4-7/8	20100359	20800359
24	3/8	1-13/16	3-1/8	20000375	3-5/8	5	20100375	20800375

Wood Screw Size	Long Length				8" Overall			
	Sizes			General Purpose Stock Number	Fast Spiral Stock Number	Sizes		General Purpose Stock Number
	Drill Dia	Flute Length	Overall Length			Flute Length	Overall Length	
2	5/64	2-1/4	3-3/4	20200078	X	5-1/2"	8"	X
3	3/32	2-1/4	4-1/4	20200093	X	5-1/2"	8"	X
4	7/64	2-3/4	4-5/8	20200109	20900109	5-1/2"	8"	X
5	1/8	2-3/4	5-1/8	20200125	20900125	5-1/2"	8"	20300125
6	9/64	3	5-3/8	20200140	20900140	5-1/2"	8"	20300140
7	5/32	3	5-3/8	20200156	20900156	5-1/2"	8"	20300156
8	11/64	3-3/8	5-3/4	20200171	20900171	5-1/2"	8"	20300171
9	3/16	3-3/8	5-3/4	20200187	20900187	5-1/2"	8"	20300187
10	13/64	3-5/8	6	20200203	20900203	5-1/2"	8"	20300203
12	7/32	3-5/8	6	20200218	20900218	5-1/2"	8"	20300218
14	15/64	3-3/4	6-1/8	20200234	20900234	5-1/2"	8"	20300234
14	1/4	3-3/4	6-1/8	20200250	20900250	5-1/2"	8"	20300250
16	17/64	3-7/8	6-1/4	20200265	X	5-1/2"	8"	20300265
16	9/32	3-7/8	6-1/4	20200281	20900281	5-1/2"	8"	20300281
18	19/64	4	6-3/8	20200296	X	5-1/2"	8"	20300296
18-20	5/16	4	6-3/8	20200312	20900312	5-1/2"	8"	20300312
20	21/64	4-1/8	6-1/2	20200328	20900328	5-1/2"	8"	20300328
20	11/32	4-1/8	6-1/2	20200343	X	5-1/2"	8"	20300343
24	23/64	4-1/4	6-3/4	20200359	X	5-1/2"	8"	20300359
24	3/8	4-1/4	6-3/4	20200375	20900375	5-1/2"	8"	20300375

X = Not available

Other sizes available price on request.

Fuller
Manufactured



Style # 200 Short Length General Purpose	Style # 201 Regular Length General Purpose	Style # 208 Regular Length Fast Spiral
--	--	--

Fuller
Manufactured



Style # 202 Long Length General Purpose	Style # 209 Long Length Fast Spiral	Style # 203 8" Overall Length General Purpose
---	---	---

WARNING
Cutting tools may shatter when broken. The wearing of eye protection is strongly advised in the vicinity of their use.

Taper Point Drill Sets

High Speed Steel

See Taper Point Drill descriptions on page 6 and size recommendations on page 4



Fuller
—Manufactured



Fast Spiral

Stock No.	Description
20890001	No. 1 Set of 7
20890501	No. 1 Set of 7 in wood block
20890002	No. 2 Set of 7
20890014	Set of 14

General Purpose

Stock No.	Description
20190001	No. 1 Set of 7
20190501	No. 1 Set of 7 in wood block
20190002	No. 2 Set of 7
20190014	Set of 14
20192001	Set of 7 in pouch

No. 1 Set of 7 has sizes 1/8" thru 7/32".

No. 2 Set of 7 has 1 each 3/16", 13/64", 7/32", 9/32", and 5/16" plus 2 ea. 1/4".

Set of 14 includes 1 ea. 1/8", 1 ea. 9/64", 1 ea. 5/32", 1 ea. 11/64", 3 ea. 3/16", 2 ea. 13/64, 1 ea. 7/32", 2 ea. 1/4", 1 ea. 9/32", and 1 ea. 5/16".

All sizes to match corresponding Countersink sets. Refer to pages 12 and 13.

TPS-Lock® Taper Point Drill Sets



Fuller
—Manufactured

TPS-Lock® Sets	
Stock Number	Description
20149001	No. 1 Set of 7
20149501	No. 1 Set of 7 in wood block

Hex Shank Taper Point Drills with Our Patent Pending TPS-Lock® System



These are the best professional High Speed Steel Taper Point Drills with 1/4" Hex Power Shanks available. And now with our new **TPS-Lock®** System, you have the positive drive provided by a one piece tool and cost savings provided by a drill with a detachable shank, plus a **Lifetime Guarantee**** against breakage. Our **TPS-Lock®** System *will not release* the drill until you are ready to take it apart.



How to engage the TPS-Lock® grip:

Align the flat provided on the shank of the new replacement drill with the set screw hole. Use a small hammer to tap the shank onto the replacement drill. Replace and tighten the set screw.

How to release the TPS-Lock® grip:

Loosen and remove the single hex socket set screw. Tap on the shank to drive it off the drill.

Replacement Drills for the TPS-Lock® System:

Replacement Drill Size	Tapered Drill with TPS-Lock® #	TPS-Lock® Shank#	Replacement Drill#
1/8	20140125	QST08	20130125
9/64	20140140	QST09	20130140
5/32	20140156	QST10	20130156
11/64	20140171	QST11	20130171
3/16	20140187	QST12	20130187
13/64	20140203	QST13	20130203
7/32	20140218	QST14	20130218
1/4	20140250	QST16	20130250

**** We will replace any Taper Point Drill that breaks before the cutting edges have worn out ****

WARNING

Cutting tools may shatter when broken. The wearing of eye protection is strongly advised in the vicinity of their use.

Plug Cutters To Cut Your Own Wood Plugs

Designed for clean cutting and hardened for long life. These two and four-bladed Plug Cutters do not eject the plugs. The plug remains in the board and can be broken out with a screwdriver or the board can be sawed to free the plug. See explanation on page 3. These tools cut fast and make smooth chamfered plugs for easy starting in counterbored holes. See page 36 for explanation of steel types.



11680750



11640625T



11700375



11860375



QP8

Standard Plug Cutter Suitable for both soft and most hardwoods. Plug diameter is slightly larger than counterbore diameter for a tight fit every time.

Tapered Plug Cutter Suitable for both soft and most hardwoods. Plug diameter is tapered slightly from on size to .010" oversize. All sizes have 1/4" shank.

SS Plug Cutter For hardwoods like oak and teak. Plug diameter is slightly larger than counterbore diameter for a tight fit every time.

Carbide Tipped 2 Flute Plug Cutter For high production in hardwoods like oak and teak and abrasive materials. Plug diameter is slightly larger than counterbore diameter for a tight fit every time.

Tapered Quick-Change Plug Cutter Suitable for both soft and most hardwoods. Plug diameter is tapered slightly from on size to .025" oversize. 1/4" hex shanks with power groove for Quick-Change chucks.

Special Sizes - Quotation on Request

Dimensions		Standard Type Four Flute Plug Cutters Stock Number			Tapered Plug Cutters	SS Type Four Flute Plug Cutters Stock Number			Carbide Tipped Two Flute Plug Cutters Stock Number		Hex Shank Tapered Plug Cutters
Plug Size	Max Lgth.	1/4 Shank Dia.	3/8 Shank Dia.	1/2 Shank Dia.	1/4 Shank Dia.	3/8 Shank Dia.	1/2 Shank Dia.	3/8 Shank Dia.	1/2 Shank Dia.	1/4 Shank Dia.	
1/4	3/8	11640250	X	X	11640250T	X	X	11860250	X	QP4	
5/16	3/8	11640312	X	X	X	X	X	11860312	X	QP5	
8mm	3/8	11640315	X	X	X	X	X	X	X	X	
3/8	1/2	11640375	11660375	X	11640375T	11700375	X	11860375	X	QP6	
10mm	1/2	11640393	X	X	X	X	X	X	X	X	
7/16	1/2	11640437	11660437	X	X	11700437	X	11860437	X	QP7	
12mm	1/2	11640472	X	X	X	X	X	X	X	X	
1/2	1/2	11640500	11660500	X	11640500T	11700500	X	11860500	X	QP8	
13mm	1/2	11640511	X	X	X	X	X	X	X	X	
14mm	1/2	11640551	X	X	X	X	X	X	X	X	
9/16	9/16	11640562	11660562	X	X	X	X	11860562	X	X	
15mm	9/16	11640590	X	X	X	X	X	X	X	X	
5/8	5/8	11640625	11660625	X	11640625T	11700625	X	11860625	X	QP10	
16mm	5/8	11640629	X	X	X	X	X	X	X	X	
3/4	3/4	X	X	11680750	X	X	11700750	X	11880750	X	
20mm	3/4	X	11660787	X	X	X	X	X	X	X	
7/8	3/4	X	X	11680875	X	X	11700875	X	11880875	X	
25mm	3/4	X	X	11680984	X	X	X	X	X	X	
1	3/4	X	X	11681000	X	X	11701000	X	11881000	X	
1-1/8	3/4	X	X	11681125	X	X	X	X	11881125	X	
1-1/4	3/4	X	X	11681250	X	X	X	X	11881250	X	
1-3/8	3/4	X	X	11681375	X	X	X	X	11881375	X	
1-1/2	3/4	X	X	11681500	X	X	X	X	11881500	X	

X = Not available

See also Self-Ejecting type on page 71.

Plug Cutter Sets

These sets of four-flute style Plug Cutters contain the most popular sizes and are grouped to meet most needs. Available in both standard and SS type (see page 10). A choice of 1/4" or 3/8" shanks are available in sets with 3/8", 7/16", 1/2" or 5/8" Plug Cutters, except for SS type Plug Cutters which have 3/8" shanks. Larger Plug Cutters have 1/2" shanks.

Sets #2, #3, #4 and #5 are supplied complete with wood holders. The last set of 3 is supplied in a plastic pouch.

Set Stock Numbers and Sizes included					
Sizes	#2 Set of 2	#3 Set of 3	#4 Set of 4	#5 Set of 5	Set of 3 in pouch
1/4 Shank	11694002	11694003	11694004	11694005	11692003
3/8 Shank	11696002	11696003	11696004	11696005	116920036
SS Type	11790002	11790003	11790004	X	11792003
3/8		*	*		*
7/16		*	*		*
1/2	*	*	*		*
5/8	*		*	*	*
3/4				*	
7/8				*	
1				*	
1-1/8				*	

* = Sizes included in sets

X = Not available



#11692003



#11790002

Fuller
Manufactured



#11694003



#11696005

Tenon Cutters for Wood

Cut your Own Tenons

Quotation on request.

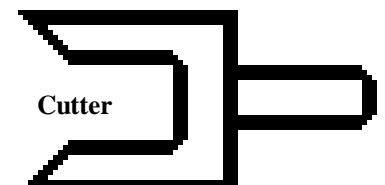
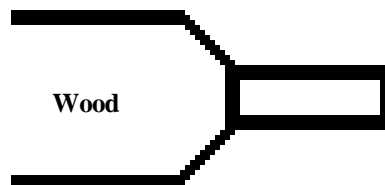
Fuller
Manufactured

- To make round Tenons on any shape wood parts with width not more than outside diameter of cutter
- All sizes with 1/2" shank to fit chuck.
- Other Tenon sizes, outside diameters or shank sizes available
- Also available to cut flat

Stock Sizes - Four Flute			
Tool Number	Outside Diameter	Tenon Size	Tenon Length
T4	3/4	1/4	1/2
T6	1-1/4	3/8	5/8
T8	1-1/4	1/2	5/8
T10	1-3/8	5/8	3/4
T12	1-1/2	3/4	3/4




T12



Type 'C' Combination Countersink and Taper Point Drill Sets

See Countersink specifications on page 5, Taper Point Drill Specifications on page 7, Stop Collars on page 6



#1 or #2 Set of 7 Countersinks with Taper Point Drills and Stop Collars in Wood Holder

#1 or #2 Set of 7 Countersinks in Wood Holder

No. 1 set of 7 Countersinks - In wood holder. Includes tools No. C5, C6, C7, C8, C9, C10 and C12 with Drills and Stop Collars for #5 thru #12 wood screws.

Stock No. 10390001M

No. 2 Set of 7 Countersinks - In wood holder. Includes tools No. C102, C12, C14, C143, C16, C169 and C18 for #10 thru #18 wood screws.

Stock No. 10390002

<i>Above sets are available with the following combinations of tools;</i>	Shown on Page	Stock Number	
		#1 Set of 7	#2 Set of 7
Countersinks only	5	10390001	10390002
Countersinks and Tapered Drills	5-7	10390001T	10390002T
Countersinks, Tapered Drills and Stop Collars	5-7	10390001M	10390002M
<i>The following sets of Drills and Stop Collars can also be added to the above sets of Countersinks;</i>			
Stop Collars	6	11990001	11990002
High Speed Steel Regular Point Drills – Short Length	39	15090001	15090002
High Speed Steel Regular Point Drills – Hex Shank	48	15140001	X
High Speed Steel Regular Point Drills – Regular Length	40-42	15190001	15190002
High Speed Steel Regular Point Drills – Long Length	43	15290001	15290002
High Speed Steel Brad Point Drills – Short Length	39	25090001	25090002
High Speed Steel Brad Point Drills – Hex Shank	48	25140001	X
High Speed Steel Brad Point Drills – Regular Length	40-42	25190001	25190002
High Speed Steel Brad Point Drills – Long Length	43	25290001	25290002
High Speed Steel Taper Point Drills – Short Length	7	20090001	20090002
High Speed Steel TPS Lock® Taper Point Drills – Hex Shank	8	20140001	X
High Speed Steel Taper Point Drills – Regular Length	7	20190001	20190002
High Speed Steel Taper Point Drills – Long Length	7	20290001	20290002

Type 'C' Combination Countersink and Taper Point Drill Sets

See Countersinks on page 5, Tapered Drills on page 7 and Stop Collars on page 6



14-piece set with just Countersinks.

14 piece set shown with Countersinks and Taper Point Drills


Set of 14 type 'C' Countersinks in holder for all sizes #5 thru #18 wood screw. The set includes Type 'C' Countersinks C5, C6, C7, C8, C9, C10, C92, C102, C12, C14, C143, C16, C169 & C18.

Set # 10390014

<i>Above 14 piece set is available with the following;</i>	Shown on Page	Stock Number
Countersinks only	5	10390014
Countersinks and Tapered Drills	5-7	10390014T
Countersinks, Tapered Drills and Stop Collars	5-7	10390014M
<i>The following sets of Drills and Stop Collars can also be added to the above sets of Countersinks</i>		
Stop Collars	6	11990014
High Speed Steel Regular Point Drills – Short Length	39	15090014
High Speed Steel Regular Point Drills – Regular Length	40-42	15190014
High Speed Steel Regular Point Drills – Long Length	43	15290014
High Speed Steel Brad Point Drills – Short Length	39	25090014
High Speed Steel Brad Point Drills – Regular Length	40-42	25190014
High Speed Steel Brad Point Drills – Long Length	43	25290014
High Speed Steel Taper Point Drills – Short Length	7	20090014
High Speed Steel Taper Point Drills – Regular Length	7	20190014
High Speed Steel Taper Point Drills – Long Length	7	20290014

Type 'C' Combination Countersink and Taper Point Drill Sets

See Countersinks on page 5, Tapered Drills on page 7, Stop Collars on page 6 and Plug Cutters on page 10



Fuller
Manufactured

No. 6 Set
Stock No. 10390006

Contains your choice of five Countersinks with 3/8" cutting diameter and matching Taper Point Drills, in a foam insert cardboard container.

Chose any five sizes from the list below.

Sizes C5 thru C9 will be included if not specified.


Tool Number	Taper Point Drill Size	Recommended Screw Size
C56	3/32	#3
C57	7/64	#4
C5	1/8	#5
C6	9/64	#6
C7	5/32	#7
C8	11/64	#8
C9	3/16	#9
C913	13/64	#10



No. 6 Set of 5 Countersinks, Tapered Drills and 1 each Plug Cutter, Stop Collar, and Hex Key.

Retail packaging shown on page 17

Also includes:
3/8" Plug Cutter with 1/4" shank
3/8" Stop Collar to control depth
3/32" Hex Key



Fuller
Manufactured

No. 8 Set
Stock Number: 10393008

No. 8 Set of 5 Countersinks with Taper Point Drills mounted in attractive wood case with matching Stop Collars and Plug Cutters. For the most popular wood screw sizes #6 thru #14.

Also included are matching 3/8" and 1/2" Plug Cutters with 1/4" shank 3/8" and 1/2" Stop Collars to control depth Two Hex Keys to fit Countersink screws

Tool Number	Cutting Diameter	Taper Point Drill Size	Recommended Screw Size
C6	3/8	9/64	#6
C8	3/8	11/64	#8
C102	1/2	13/64	#10
C12	1/2	7/32	#12
C14	1/2	1/4	#14

See Countersinks on page 5, Tapered Drills on page 7, Stop Collars on page 6, and Plug Cutters on page 10

WARNING
Cutting tools may shatter when Broken. The wearing of eye protection is strongly advised in the vicinity of their use.

Retail packaging shown on page 16

Also see same set with hex shank taper point drills on page 15.

Matching Sets of Type 'C' Countersinks

See Countersinks on page 5, Tapered Drills on page 7, Stop Collars on page 6 and Plug Cutters on page 10.



No. 5 Set
Stock No: 10390005



No. 5 Set of 4 Countersinks with Taper Point Drills mounted in wood holder, with matching Stop Collar and Plug Cutter.

To predrill for most all size wood screws from #6 thru #12 and cut your own wood plugs.

Includes four Countersinks with 1/2" cutting diameter, one 1/2" inside diameter Stop Collar to control depth of cut, one 1/2" Plug Cutter with 1/4" shank, two hex keys to fit socket set screws and matching Taper Point Drills.

Tool Number	Cutting Diameter	Taper Point Drill Size	Recommended Screw Size
C129	1/2	9/64	#6
C1211	1/2	11/64	#8
C102	1/2	13/64	#10
C12	1/2	7/32	#12



No. 9 Quick Release Set
Stock No. 10393009

Also Included are:
One each 3/8" and 1/2" Stop Collars to control depth.
Two hex keys to fit Countersink screws.

Tool Number	Cutting Diameter	Taper Point Drill Size	Recommended Screw Size
C6	3/8	9/64	#6
C8	3/8	11/64	#8
C102	1/2	13/64	#10
C12	1/2	7/32	#12
C14	1/2	1/4	#14

See Countersinks on page 5, Tapered Drills on page 7, Stop Collars on page 6, Plug Cutters on page 10 and Snappy Chucks on page 48.

Retail packaging shown on page 17



WARNING
Cutting tools may shatter when broken. The wearing of eye protection is strongly advised in the vicinity of their use.

No. 9 Set of 5 Countersinks in mahogany case. Mounted on TPS Lock® Hex Shank Taper Point Drills with Quick Release Snappy Chuck Adapter.

Type 'C' Combination Countersink and Taper Point Quick Release Sets



**No. 10 Quick Release Set
With Plug Cutter
Stock No. 10393010**



No. 10 Set contains everything you need to pre-drill and plug for screw sizes 5, 6, 7, 8 and 9 with the added feature of Quick Release ability. All Taper Point Drills have 1/4" TPS Lock® Hex Shanks.

Also included are matching:

- Quick Release Snappy Chuck Adapter
- 3/8 Stop Collar to Control Depth
- 3/8 Round Shank Tapered Plug Cutter
- 2 Hex Keys to Fit Countersink Screws

**Retail packaging
shown on page 17**

Tool Number	Cutting Diameter	Quick Release Taper Point Drill Size	Recommended Screw Size
C5	3/8	1/8	#5
C6	3/8	9/64	#6
C7	3/8	5/32	#7
C8	3/8	11/64	#8
C9	3/8	3/16	#9



**No. 11 Quick Release Set
with Plug Cutters
Stock No. 10393011**



No. 11 Set contains everything you need to pre-drill and plug for screw sizes 6, 8, 10, 12, and 14 also with the added feature of Quick Release ability. All Taper Point Drills have 1/4" TPS Lock® Hex Shanks.

Also included are matching:

- Quick Release Snappy Chuck Adapter
- 3/8" and 1/2" Stop Collars
- 3/8" and 1/2" Quick Release Tapered Plug Cutter
- 2 Hex Keys to Fit Countersink Screws


Tool Number	Cutting Diameter	Quick Release Taper Point Drill Size	Recommended Screw Size
C6	3/8	9/64	#6
C8	3/8	11/64	#8
C102	1/2	13/64	#10
C12	1/2	7/32	#12
C14	1/2	1/4	#14

**Retail packaging
shown on page 17**

See Countersinks on page 5, Tapered Drills on page 7, Stop Collars on page 6, Plug Cutters on page 10 and Quick-Release Snappy Chucks on page 48.

Sets Packaged for Retail Sales

Five of our most popular combination Countersink and Taper Point Drill sets are now available in clear clamshell type display packaging suitable for pegboards. The rear of the packaging contains full how-to instructions as well as UPC bar codes and recommended drill size chart. The sets are held securely in heavy plastic displayed in the open position. Sets in wooden containers are laser marked with individual tool numbers for reordering and drill size recommendations.



Stock # 1039006C
 No. 6 Set of 5 Countersinks Mounted on Taper Point Drills
 Includes: 1 Stop Collar
 1 Plug Cutter
 1 Hex Key
 See Page 14



Stock # 10393008C
 No. 8 Set of 5 Countersinks Mounted on Taper Point Drills
 Includes: 2 Stop Collars
 2 Plug Cutters
 2 Hex Keys
 See Page 14



Stock # 10393009C
 No. 9 Set of 5 Countersinks Mounted on TPS-Lock® Taper Point Drills with a Quick Release Snappy Chuck Adapter
 Includes: 2 Stop Collars
 2 Hex Keys
 See Page 15



Stock # 10393010C
 No. 10 Set of 5 Countersinks Mounted on TPS-Lock® Taper Point Drills with a Quick Release Snappy Chuck Adapter
 Includes: 1 Stop Collar
 1 Plug Cutter
 2 Hex Keys
 See Page 16



Stock # 10393011C
 No. 11 Set of 5 Countersinks Mounted on TPS-Lock® Taper Point Drills with a Quick Release Snappy Chuck Adapter
 Includes: 2 Stop Collars
 2 Quick Release Tapered Plug Cutters
 2 Hex Keys
 See Page 16

Type E and Type J Countersinks

Four-flute construction, heat-treated for long tool life.

See page 36 for explanation of steel types

To cut woods, plastic & non-ferrous metals.



E16

Type E four flute Countersink for deep hole counterboring and countersinking. Mounts on standard fractional size drills.



J35

Type J four flute Countersink with 1/4" shank to fit chuck and help reduce breakage of small diameter drills. All sizes are 1-1/2" overall length and 3/4" long shanks.

Type JH are 2" OAL with a 1/4" hex shank.

J9H



Type E Countersinks

Stock Sizes		
Stock Number	Cutting Diameter	Drill Hole Size
E92	1/2	3/16
E102	1/2	13/64
E12	1/2	7/32
E14	1/2	1/4
E143	5/8	3/16
E16	5/8	1/4
E169	5/8	9/32
E18	5/8	5/16

All sizes 1" overall length
Stop Collars not recommended.



E92 on a 3/16" Regular Point Drill



J9 on a 3/16" Regular Point Drill

WARNING
Cutting tools may shatter when broken. The wearing of eye protection is strongly advised in the vicinity of their use.

Type J Countersinks

Stock Sizes			
Stock Number	Cutting Diameter	Drill Hole Size	Stock Number With 1/4" Hex Shank
J56	3/8	3/32	J56H
J4	3/8	7/64	J4H
J5	3/8	1/8	J5H <i>N</i>
J6	3/8	9/64	J6H <i>E</i>
J7	3/8	5/32	J7H <i>W</i>
J8	3/8	11/64	J8H
J9	3/8	3/16	J9H <i>I</i>
J25	1/2	1/8	J25H <i>T</i>
J26	1/2	9/64	J26H <i>E</i>
J27	1/2	5/32	J27H <i>M</i>
J28	1/2	11/64	J28H
J29	1/2	3/16	X
*J35	5/8	1/8	X
*J37	5/8	5/32	X
*J39	5/8	3/16	X

* Overall length 1-3/4"

Special sizes - Quotation on request. Drills are not included unless specified. Types and sizes shown on pages 39-54. Stop Collars to control depth shown on page 6. Matching Plug Cutters shown on page 10.



J9H on a 3/16" Short Length Drill

High Speed Steel & Carbide Countersinks and Counterbores

See page 36 for steel types.



H169S



High Speed Steel Countersinks

To cut wood, plastics and metal. Available with included angle of 60, 82, 90, 100, or 120 degree.

Four-blade rugged construction, these countersinks have shorter blades to reduce breakage and are designed to Countersink in metals and hardwoods. They are adjustable up and down on twist drills and held in place by two hex-socket set screws, which tighten into the flute of the drill.

Please specify stock number for wood or metal.

Stock Sizes				
Stock No.	Cutting Diameter	Drill Hole Size	Overall Length	Stock No.
Cutting Metals				Cutting Wood
H3S	1/4	3/32	3/4	H3SW
H4S	5/16	7/64	3/4	H4SW
H5S	3/8	1/8	7/8	H5SW
H6S	3/8	9/64	7/8	H6SW
H7S	3/8	5/32	7/8	H7SW
H8S	3/8	11/64	7/8	H8SW
H9S	3/8	3/16	7/8	H9SW
H913S	3/8	13/64	7/8	H913SW
H97S	3/8	7/32	7/8	H97SW
H10S	7/16	13/64	7/8	H10SW
H125S	1/2	5/32	7/8	H125SW
H92S	1/2	3/16	7/8	H92SW
H102S	1/2	13/64	7/8	H102SW
H12S	1/2	7/32	7/8	H12SW
H14S	1/2	1/4	7/8	H14SW
H143S	5/8	3/16	1-1/16	H143SW
H16S	5/8	1/4	1-1/16	H16SW
H169S	5/8	9/32	1-1/16	H169SW
H18S	5/8	5/16	1-1/16	H18SW
H244S	3/4	1/4	1-1/8	H244SW
H245S	3/4	5/16	1-1/8	H245SW
H24S	3/4	3/8	1-1/4	H24SW
H285S	7/8	5/16	1-1/4	H285SW
H286S	7/8	3/8	1-1/4	H286SW
H287S	7/8	7/16	1-3/8	H287SW
H328S	1	1/2	1-1/2	H328SW

*Unless otherwise specified 82-degree angle for flat head screws will be furnished. Drills are not included unless specified. Types and sizes are shown on pages 39-54. Stop Collars to control depth are shown on page 6. Sets can be furnished in wood holder with same sizes as type 'C' Countersinks shown on pages 12 & 13

- No. 1 set of 7 High Speed Steel Countersinks 10890001
- No. 2 set of 7 High Speed Steel Countersinks 10890002
- Set of 14 High Speed Steel Countersinks 10890014

*Special sizes - Quotation on request.

Carbide Countersinks and Counterbores

Manufactured of Ferro-Tic® machinable carbide and hardened for long wear in abrasive materials. Great for Formica, Fiberglass, Particleboard, etc. See page 36 for steel types

Ferro-Tic Carbide Countersinks		
Stock Sizes		
Countersink Stock No.	Cutting Diameter	Drill Hole Size
CC5	3/8	1/8
CC6	3/8	9/64
CC7	3/8	5/32
CC8	3/8	11/64
CC9	3/8	3/16
CC125	1/2	5/32
CC1211	1/2	11/64
CC92	1/2	3/16
CC102	1/2	13/64
CC12	1/2	7/32
CC14	1/2	1/4
CC143	5/8	3/16
CC16	5/8	1/4
CC169	5/8	9/32
CC18	5/8	5/16
CC244	3/4	1/4
CC245	3/4	5/16
CC24	3/4	3/8



CC143



Not recommended to cut any type of metal or for use in hand held equipment. Carbide Countersinks and Counterbores shown above are highly recommended and are made exclusively to cut abrasive materials. See page 36 for steel types. © A product of Alloy Technology International, Inc.

Ferro-Tic Carbide Counterbores		
Stock Sizes		
Countersink Stock Number	Cutting Diameter	Drill Hole Size
CR1	3/8	1/8
CR19	3/8	9/64
CR15	3/8	5/32
CR111	3/8	11/64
CR13	3/8	3/16
CR25	1/2	5/32
CR211	1/2	11/64
CR23	1/2	3/16
CR213	1/2	13/64
CR27	1/2	7/32
CR24	1/2	1/4
CB3	5/8	3/16
CB34	5/8	1/4
CB39	5/8	9/32
CB310	5/8	5/16
CB4	3/4	1/4
CB5	3/4	5/16
CB56	3/4	3/8



CR211



No. 1 Set of HSS Countersinks



Type K Countersinks and Type M Counterbores



Type K Countersinks and Type M Counterbores are both 3" overall length and designed for deep countersinking or counterboring. They can also be used with drill jig bushings. Available in both Carbon Steel and also Stainless Steel for cutting hardwoods indicated by adding "S" to the end of the stock number. See page 36 for explanation of steel types.



Fuller
Manufactured




Various combinations of Cutting diameters and shanks

Fuller
Manufactured



K081258 mounted on 1/8" x 5-1/8" long drill



M0811258 mounted on 1/8" x 5-1/8" long drill

Type 'K' Countersinks to cut wood and plastics				
3" O.A. with 3/8" or 1/2" shanks. 82 degree included angle to cut in wood and plastics.				
Stock Numbers				
Drill Hole Size	Standard "K" Type		"KS" Type for Hard Woods	
	3/8" Shank	1/2" Shank	3/8" Shank	1/2" Shank
3/8" Cutting Diameter				
1/8	K061256	K061258	KS061256	KS061258
9/64	K061406	K061408	KS061406	KS061408
5/32	K061566	K061568	KS061566	KS061568
11/64	K061716	K061718	KS061716	KS061718
3/16	K061876	K061878	KS061876	KS061878
13/64	K062036	K062038	KS062036	KS062038
7/32	K062186	K062188	KS062186	KS062188
7/16" Cutting Diameter				
13/64	K072036	K072038	KS072036	KS072038
7/32	K072186	K072188	KS072186	KS072188
9/32	X	K072818	KS072816	KS072818
1/2" Cutting Diameter				
1/8	K081256	K081258	KS081256	KS081258
9/64	K081406	K081408	KS081406	KS081408
5/32	K081566	K081568	KS081566	KS081568
11/64	K081716	K081718	KS081716	KS081718
3/16	K081876	K081878	KS081876	KS081878
13/64	K082036	K082038	KS082036	KS082038
7/32	K082186	K082188	KS082186	KS082188
1/4	K082506	K082508	KS082506	KS082508
9/32	X	K082818	KS082816	KS082818
5/16	X	K083128	KS083126	KS083128
5/8" Cutting Diameter				
1/4	K102506	K102508	X	X
9/32	K102816	K102818	X	X
5/16	K103126	K103128	X	X
3/4" Cutting Diameter				
1/4	K122506	K122508	X	X
5/16	K123126	K123128	X	X

Type 'M' Counterbores to cut wood and plastics				
3" O.A. with 3/8" or 1/2" shank to cut flat bottom hole in wood and plastics.				
Stock Numbers				
Drill Hole Size	Standard "M" Type		"MS" Type for Hard Woods	
	3/8" Shank	1/2" Shank	3/8" Shank	1/2" Shank
3/8" Cutting Diameter				
1/8	M061256	M061258	MS061256	MS061258
9/64	M061406	M061408	MS061406	MS061408
5/32	M061566	M061568	MS061566	MS061568
11/64	M061716	M061718	MS061716	MS061718
3/16	M061876	M061878	MS061876	MS061878
13/64	M062036	M062038	MS062036	MS062038
7/32	M062186	M062188	MS062186	MS062188
7/16" Cutting Diameter				
13/64	M072036	M072038	MS072036	MS072038
7/32	M072186	M072188	MS072186	MS072188
9/32	X	M072818	MS072816	MS072818
1/2" Cutting Diameter				
1/8	M081256	M081258	MS081256	MS081258
9/64	M081406	M081408	MS081406	MS081408
5/32	M081566	M081568	MS081566	MS081568
11/64	M081716	M081718	MS081716	MS081718
3/16	M081876	M081878	MS081876	MS081878
13/64	M082036	M082038	MS082036	MS082038
7/32	M082186	M082188	MS082186	MS082188
1/4	M082506	M082508	MS082506	MS082508
9/32	X	M082818	MS082816	MS082818
5/16	X	M083128	MS083126	MS083128
5/8" Cutting Diameter				
1/4	M102506	M102508	X	X
9/32	M102816	M102818	X	X
5/16	M103126	M103128	X	X
3/4" Cutting Diameter				
1/4	M122506	M122508	X	X
5/16	M123126	M123128	X	X

Special sizes priced on request.

X = Not available

Type 'R' Counterbores

To cut flat bottom holes in wood or plastic for heads of screws, rivets or nails, two flutes.



R93

With extension lip pattern cutting edges, this Counterbore cuts a clean hole without tearing woods or plastics.

Made of Stainless Steel, hardened enough to hold an edge and yet can be sharpened with a file. Type 'R' Counterbores can counterbore deep enough for a wood plug over the head of the screw or rivet. See page 36 for explanation of steel types.

Stock Sizes

Stock Number	Cutting Diameter	Drill Size
R17	3/8	7/64
*R1	3/8	1/8
R19	3/8	9/64
R15	3/8	5/32
R111	3/8	11/64
R13	3/8	3/16
R113	3/8	13/64
*R72	7/16	1/8
*R75	7/16	5/32
R73	7/16	3/16
R713	7/16	13/64
*R22	1/2	1/8
*R25	1/2	5/32
R211	1/2	11/64
*R23	1/2	3/16
R213	1/2	13/64
*R27	1/2	7/32
*R215	1/2	15/64
*R24	1/2	1/4
R93	9/16	3/16
R97	9/16	7/32
R94	9/16	1/4

Set of Type 'R' Counterbores in Wood Holder Stock No. 11890009



<i>The following Drills and Stop Collars can be added to above set of Counterbores</i>			
Type Drill	Length	Stock Number	Ref. Page
High Speed Regular Point Drills	-Short Length	15090009	39
	-Regular Length	15190009	40-42
	-Long Length	15290009	43
High Speed Brad Point Drills	-Short Length	20090009	39
	-Regular Length	20190009	40-42
	-Long Length	20290009	43
High Speed Taper Point Drills	-Short Length	25090009	7
	-Regular Length	25190009	7
	-Long Length	25290009	7
Stop Collars to control depth -		11990009	6

* Indicates sizes in set of 9 Type 'R' Counterbores shown above. Substitutions of the same cutting diameter Counterbore may be made.

All sizes 1" long overall
 Drills are not included unless specified.
 Types and sizes are shown on pages 39 - 54.
 Stop collars shown on page 6.
 Matching Plug Cutters shown on page 10.
 Special sizes - Quotation on request.



R24 mounted on 1/4" regular length drill

WARNING
 Cutting tools may shatter when broken. The wearing of eye protection is strongly advised in the vicinity of their use.

Type 'B' and Type 'X' Counterbores

To cut wood and plastic, four flutes.

Type 'B' Counterbores

Designed to cut clean holes in softwood. Can also be used with stop collars (shown on page 6) to control depth of cut.

Counterbores for the flat under the head of nails, spikes and bolts to sink the heads under the surface or deep enough for wood plug to cover the head.

Can be set at any point on twist drill and held fast with two hex-socket set screws. Designed for clean cutting and hardened for long life.

Can be used in Drill Press, Electric Hand Drill or Bit Brace.

Sizes and types of drills available to fit Type 'B' Counterbores are shown on pages 39 thru 54.

Stop Collars to control depth are shown on page 6.

Fuller
Manufactured



B34



B34 mounted on 1/4" Brad Point Drill with 5/8" Stop Collar

Fuller
Manufactured

Type 'X' Counterbores

Designed to cut faster and deeper in hardwoods.

Adaptable to high or low speed spindles and hardened for long service.

Four-blade rugged construction cuts a smooth hole and stays sharp longer.

Sizes and types of drills available to fit type 'X' Counterbores are shown on pages 39 thru 54.

Stop Collars not recommended on type 'X' Counterbores.



X34L

Type 'B' Stock Number	Type 'X' Stock Number	Specifications		
		Cutting Dia.	Overall Length	Drill Size
*B3	*X3L	5/8	1	3/16
B37	X37L	5/8	1	7/32
B34	X34L	5/8	1	1/4
B317	X317L	5/8	1	17/64
B39	X39L	5/8	1	9/32
B310	X310L	5/8	1-1/8	5/16
B43	X43L	3/4	1	3/16
B47	X47L	3/4	1	7/32
*B4	*X4L	3/4	1	1/4
B49	X49L	3/4	1	9/32
*B5	*X5L	3/4	1-1/8	5/16
B511	X511L	3/4	1-1/8	11/32
B56	X56L	3/4	1-1/4	3/8
B64	X64L	7/8	1-1/8	1/4
B610	X610L	7/8	1-1/8	5/16
*B6	*X6L	7/8	1-1/4	3/8
B67	X67L	7/8	1-3/8	7/16
B68	X68L	7/8	1-1/2	1/2
B74	X74L	1	1-1/8	1/4
B75	X75L	1	1-1/8	5/16
B76	X76L	1	1-1/4	3/8
*B7	*X7L	1	1-3/8	7/16
B78	X78L	1	1-1/2	1/2
B85	X85L	1-1/8	1-1/8	5/16
B86	X86L	1-1/8	1-1/4	3/8
B87	X87L	1-1/8	1-3/8	7/16
*B8	*X8L	1-1/8	1-1/2	1/2
B89	X89L	1-1/8	1-5/8	9/16
B96	X96L	1-1/4	1-1/4	3/8
B97	X97L	1-1/4	1-3/8	7/16
B98	X98L	1-1/4	1-1/2	1/2
B9	X9L	1-1/4	1-5/8	9/16
B910	X910L	1-1/4	2	5/8
B912	X912L	1-1/4	2-1/4	3/4
B106	X106L	1-3/8	1-3/8	3/8
B107	X107L	1-3/8	1-3/8	7/16
B108	X108L	1-3/8	1-1/2	1/2
B109	X109L	1-3/8	1-5/8	9/16
B10	X10L	1-3/8	2	5/8
B1012	X1012L	1-3/8	2-1/4	3/4
B126	X126L	1-1/2	1-1/2	3/8
B127	X127L	1-1/2	1-1/2	7/16
B128	X128L	1-1/2	1-1/2	1/2
B129	X129L	1-1/2	1-5/8	9/16
B1210	X1210L	1-1/2	2	5/8
B12	X12L	1-1/2	2-1/4	3/4

**Types 'B' and 'X' Counterbores
Special sizes - Quotation on request.**

* Indicates the sizes in set of Type 'B' or 'X' Counterbores shown on page 23. Substitutions with the same cutting diameter Counterbore may be made if desired. Quotation on request.

WARNING
Cutting tools may shatter when broken. The wearing of eye protection is strongly advised in the vicinity of their use.

'X' and 'B' Counterbore Sets

Set of 6 Type 'B' Counterbores in Wood Holder
Stock No. 10290006



Fuller
Manufactured

Set of 6 Type 'X' Counterbores In Wood Holder
Stock No. 12490006



The following sets of Drills and Stop Collars can be ordered with the above sets of Counterbores

Drill Type	Length	Stock Number	Page Reference
High Speed Regular Point drills	-Short Length	15090006	39
	-Regular Length	15190006	40-42
	-Long Length	15290006	43
High Speed Brad Point Drills	-Short Length	25090006	39
	-Regular Length	25190006	40-42
	-Long Length	25290006	43
Stop Collars to control depth (Type B only)		11990006	6

*Reference page 22 - Sizes in Set of 6

WARNING
Cutting tools may shatter when broken. The wearing of eye protection is strongly advised in the vicinity of their use.

Drill Stops

These steel Drill Stops are held solidly in place with two set screws, to give positive control on depth of drill cut.

Drill Size	Decimal	Stock Number
3/8" Diameter by 1/2" Overall Length		
1/16	.0625	10600062
#52	.0635	10600063
#51	.0670	10600067
#50	.0700	10600070
#49	.0730	10600073
#48	.0760	10600076
5/64	.0781	10600078
#47	.0785	106000785
2.0 mm	.0787	106000787
#46	.0810	10600081
#45	.0820	10600082
#44	.0860	10600086
#43	.0890	10600089
#42	.0935	106000935
3/32	.0937	10600093
#41	.0960	10600096
#40	.0980	10600098
#39	.0995	10600099
#38	.1015	10600101
#37	.1040	10600104
#36	.1065	10600106
7/64	.1094	10600109
#35	.1100	10600110
#34	.1110	10600111
#33	.1130	10600113
#32	.1160	10600116
3.0 mm	.1181	10600118
#31	.1200	10600120
1/8	.1250	10600125
7/16" Diameter by 1/2" Overall Length		
#30	.1285	10600128
#29	.1360	10600136
#28	.1405	106001405
9/64	.1406	10600140
#27	.1440	10600144
#26	.1470	10600147
#25	.1495	10600149
#24	.1520	10600152
#23	.1540	10600154
5/32	.1562	10600156
#22	.1570	10600157
4.0 mm	.1575	106001575
#21	.1590	10600159
#20	.1610	10600161
#19	.1660	10600166
#18	.1695	10600169
11/64	.1719	10600171
#17	.1730	10600173
#16	.1770	10600177
#15	.1800	10600180
#14	.1820	10600182
#13	.1850	10600185
3/16	.1875	10600187

Fuller
Manufactured



Drill Size	Decimal	Stock Number
1/2" Diameter by 1/2" Overall Length		
#12	.1890	10600189
#11	.1910	10600191
#10	.1935	10600193
#9	.1960	10600196
5.0 mm	.1968	106001968
#8	.1990	10600199
#7	.2010	10600201
13/64	.2031	10600203
#6	.2040	10600204
#5	.2055	10600205
#4	.2090	10600209
#3	.2130	10600213
7/32	.2188	10600218
#2	.2210	10600221
#1	.2280	10600228
A	.2340	106002340
15/64	.2344	10600234
6.0 mm	.2362	10600236
B	.2380	10600238
C	.2420	10600242
D	.2460	10600246
1/4 (E)	.2500	10600250
5/8" Diameter by 5/8" Overall Length		
F	.2570	10600257
G	.2610	10600261
17/64	.2656	10600265
H	.2660	10600266
I	.2720	10600272
7.0 mm	.2756	10600275
J	.2770	10600277
K	.2810	106002810
9/32	.2812	10600281
L	.2900	10600290
M	.2950	10600295
19/64	.2969	10600296
N	.3020	10600302
7.75mm	.3051	10600305
5/16	.3125	10600312
3/4" Diameter by 3/4" Overall Length		
8.0 mm	.3150	10600315
O	.3160	10600316
8.1mm	.3189	10600318
P	.3230	10600323
21/64	.3281	10600328
Q	.3320	10600332
8.5mm	.3346	10600334
R	.3390	10600339
11/32	.3438	10600343
S	.3480	10600348
9.0 mm	.3543	10600354
T	.3580	10600358
23/64	.3594	10600359
U	.3680	10600368
9.5mm	.3740	10600374



Continued on Page 25.

Drill Stops and Sets

Drill Stops Continued from page 24

These steel drill stops are held solidly in place with two set screws, to give positive control on depth of drill cut.




Drill Size	Decimal	Stock Number
7/8" Diameter by 7/8" Overall Length		
3/8	.3750	10600375
V	.3770	10600377
9.8mm	.3858	10600385
W	.3860	10600386
25/64	.3906	10600390
10.0 mm	.3937	10600393
X	.3970	10600397
Y	.4040	10600404
13/32	.4062	10600406
Z	.4130	10600413
27/64	.4219	10600421
11.0 mm	.4331	10600433
7/16	.4375	10600437
29/64	.4531	10600453
15/32	.4688	10600468
12.0 mm	.4724	10600472
31/64	.4844	10600484
1/2	.5000	10600500
1" Diameter by 1" Overall Length		
13.0 mm	.5118	10600511
33/64	.5156	10600515
17/32	.5312	10600531
9/16	.5625	10600562
37/64	.5781	10600578
15.0 mm	.5906	10600590
19/32	.5938	10600593
1-1/8" Diameter by 1-1/8" Overall Length		
5/8	.6250	10600625
21/32	.6562	10600656
11/16	.6875	10600687
45/64	.7031	10600703
23/32	.7188	10600718
47/64	.7344	10600734
1-1/4" Diameter by 1-1/4" Overall Length		
3/4	.7500	10600750
20.0 mm	.7874	10600787
51/64	.7969	10600796
1-3/8" Diameter by 1-3/8" Overall Length		
13/16	.8125	10600812
7/8	.8750	10600875
1-1/2" Diameter by 1-1/2" Overall Length		
15/16	.9375	10600937
31/32	.9688	10600968
1	1.000	10601000

Drill Stop Sets

Sets of Drill Stops	Stock Number
Set of 13 = to fit 1/16 to 1/4 By 64ths	10690013
Set of 15 = to fit 1/16 to 1/2 By 32nds	10690015
Set of 21 = to fit 1/16 to 3/8 By 64ths	10690021
Set of 29 = to fit 1/16 to 1/2 By 64ths	10690029
Set of 50 = to fit #1 to #50 Wire Gage	10690050
Set of 26 = to fit Letter sizes A to Z	10690026

Other sizes – Priced on request.



M. A. Ford Uniflute and Multiflute Countersinks

High Speed Steel and Carbide
To cut steel and non-ferrous materials.

Note: All of these Countersinks also work well in wood and in some plastics.

**** Change 8th digit of stock number to indicate degree required.**

82 degrees will be supplied if not specified.

1 = 60° 2 = 82° 3 = 90° 4 = 100° 6 = 120°



Series 60 Carbide Uniflute Countersink

Available in 60, 82, 90 and 100-degree angles. This solid carbide Countersink is recommended for abrasive materials and non-ferrous metals. It can also be used for hardened steel. **Not recommended for hand held equipment.**



Series 61 HSS Uniflute Countersink

* Available in 60, 82, 90, 100 and 120-degree angles. This is the original single flute Countersink. Designed for general purpose countersinking, chamfering or deburring, the Uniflute can be used in a hand tool or in a machine tool. Unique cam relieved geometry makes this tool self piloting and completely chatterless. No secondary burrs are formed.

* Body diameters over 1" are not available in 100 and 120 degrees.

Stock Number For 82° Angle	Body Dia.	End Dia.	O.A. Length	Shank Dia.	Shank Lgth.
60012502	1/8	.03	1.50	.125	-
60018702	3/16	.03	1.50	.187	-
60025002	1/4	.03	2.00	.250	-
60037502	3/8	.03	2.00	.250	1.00
60050002	1/2	.03	2.37	.250	1.62
60075002	3/4	.12	2.75	.500	1.25
60100002	1	.12	2.75	.500	1.25

Stock Number For 82° Angle	Body Dia.	End Dia.	O.A. Lgth.	Shank Dia.	Shank Lgth.
61012502	1/8	.03	1.50	.125	-
61025002	1/4	.03	2.00	.250	-
61037502	3/8	.03	2.00	.250	1.00
61050002	1/2	.03	2.00	.250	1.00
61062502	5/8	.03	2.25	.250	1.00
61075002	3/4	.12	2.75	.500	1.25
61100002	1	.12	2.75	.500	1.25
61125002	1-1/4	.12	3.00	.500	1.25*
61150002	1-1/2	.25	3.50	.750	1.62*
61200002	2	.50	3.75	.750	1.62*
61250002	2-1/2	-	5.00	.750	1.62*
61300002	3	-	5.25	.750	1.62*

* Straight Shank with Tang Drive.



Series 66 HSS Tri-flute Countersink

* Available in 60, 82 and 90-degree angles. The Ford Tri-flute Countersink is designed for general purpose countersinking, chamfering or deburring. Cam relief geometry, similar to the Uniflute, makes the Tri-flute ideal for machining at feed rates greater than those possible with the Uniflute.

Stock Number For 82° Angle	Body Dia.	End Dia.	Overall Length	Shank Dia.
66025002	1/4	.06	2.00	.250
66037502	3/8	.09	2.00	.250
66050002	1/2	.15	2.00	.250
66062502	5/8	.18	2.25	.250
66075002	3/4	.21	2.75	.500
66100002	1	.25	2.75	.500
66125002	1-1/4	.35	3.00	.500
66150002	1-1/2	.50	3.50	.750



Series 62 Hi-Alloy Uniflute

* Available in 60, 82, and 90-degree angles. Countersinks will handle those extra tough countersinking and deburring jobs encountered in stainless and other high tensile alloy steels. This Countersink will withstand the abrasion and higher temperatures with less edge wear, which permits longer production runs with less down time. Tools manufactured from premium high-speed steel.

Stock Number For 82° Angle	Body Dia.	End Dia.	O.A. Length	Shank Dia.	Shank Dia.
62025002	1/4	.03	2.00	.250	-
62050002	1/2	.03	2.00	.250	1.00
62075002	3/4	.12	2.75	.500	1.25
62100002	1	.12	2.75	.500	1.25

M. A. Ford Uniflute and Multiflute Countersinks

High Speed Steel and Carbide Countersinks

To cut steel and non-ferrous material.

Note: All of these Countersinks also work well in wood and in some plastics.
**** Change 8th digit of stock number to indicate degree required.**
82 degrees will be supplied if not specified.

1 = 60° 2 = 82° 3 = 90° 4 = 100° 6 = 120°



Series 67 HSS Single Cutting Edge Countersink

- *Available in 60, 82, 90 and 100 degree angles.
- *Designed for general purpose countersinking, chamfering or deburring.
- *Efficient stock removal, chatter free finish.
- *3/16 and 1/4 tools are double ended.
- *Bright finish helps reduce chip build-up on cutting edge.

Stock Number For 82° Angle	Body Dia.	Dia. of cut		O.A. Lgth	Shank Dia.
		*Min	*Max		
67018702	3/16	.06	.17	1.50	.187
67025002	1/4	.09	.23	2.00	.250
67043702	7/16	.15	.40	2.00	.250
67056202	9/16	.19	.53	2.00	.250
67081202	13/16	.25	.78	2.63	.500
67112502	1-1/8	.44	1.03	2.88	.500
67150002	1-1/2	.50	1.46	3.50	.500

*15% to 30% greater for 60 degree countersinks only.



Series 79 Multiflute Countersink HSS

- *Available in 60, 82, 90, 100 and 120 degree angles. Designed for maximum feed rate countersinking and chamfering.
- Multiflute design reduces chip load and it insures chatter free cutting.

Stock Number For 82° Angle	Body Dia.	O. A. Lgth	Shank Dia.
79012502	1/8	1.50	.125
79018702	3/16	1.50	.187
79025002	1/4	2.00	.250
79031202	5/16	2.00	.250
79037502	3/8	2.00	.250
79050002	1/2	2.00	.375
79062502	5/8	2.25	.375
79075002	3/4	2.75	.500
79087502	7/8	2.75	.500
79100002	1	2.75	.500
79125002	1-1/4	3.00	.500
79150002	1-1/2	3.50	.750
79200002	2	3.75	.750
79250002	2-1/2	5.00	.750
79300002	3	5.25	.750



Series 78 Chatterless Carbide Six Flute Countersink

- *Available in 60, 82, 90, 100 and 120-degree angles. The solid carbide construction (steel shanks on tools 3/8" and larger) makes this countersink ideal for hardened steel, high temperature alloys and other tough jobs. **They are not recommended for hand held use.**

Stock Number For 82° Angle	Body Dia.	Overall Length	Shank Dia.
78012502	1/8	1.50	.125
78018702	3/16	1.50	.187
78025002	1/4	2.00	.250
78037502	3/8	2.00	.250
78050002	1/2	2.125	.375
78062502	5/8	2.375	.375
78075002	3/4	2.75	.500
78100002	1	2.75	.500
78125002	1-1/4	3.00	.500
78150002	1-1/2	3.50	.750



Series 92 Aircraft HSS Three Flute Countersink

- * Available in 60, 82, 90, 100 and 120-degree angles. These are designed for countersinking, deburring and chamfering aircraft materials. The bright finish helps to reduce chip build-up on the cutting edge. Spiral flute geometry for a clean, chatterless finish. Each size may be used on a wide range of hole diameters.

Stock Number For 82° Angle	Body Dia.	Overall Length	Shank Dia.
92025002	1/4	1.25	.250
92037502	3/8	1.625	.250
92050002	1/2	2.00	.250
92062502	5/8	2.25	.250
92075002	3/4	3.00	.500
92087502	7/8	3.00	.500
92100002	1	3.25	.500
92112502	1-1/8	3.25	.500
92125002	1-1/4	3.50	.625
92150002	1-1/2	3.875	.750
92200002	2	4.25	.750

Uniflute and Chatterless Sets



Series 61

These are sets of seven Uniflute Countersinks. These sets include 3/16", 1/4", 3/8", 1/2", 5/8", 3/4" and 1" diameter tools, with the included angles below.

Set Numbers	Included Angle
64100071	60°
64100072	82°
64100073	90°
64100074	100°
64100076	120°

These are sets of four Uniflute Countersinks that include 1/4", 1/2", 3/4", and 1" diameter tools, with the included angles below.

Set Numbers	Included Angle
64100001	60°
64100002	82°
64100003	90°
64100004	100°
64100006	120°



Series 79

These are sets of seven Chatterless Countersinks that include 1/4", 5/16", 3/8", 1/2", 5/8", 3/4" and 1" diameter tools, with the included angles below.

Set Numbers	Included Angle
79000001	60°
79000002	82°
79000003	90°
79000004	100°

These are sets of four Chatterless Countersinks that include 1/4", 1/2", 3/4" and 1" diameter tools, with the included angles below.

Set Numbers	Included Angle
79000011	60°
79000012	82°
79000013	90°
79000014	100°

Adjustable Countersinks and Counterbores for deep hole drilling made of High Carbon Steel

All sizes are 4-1/2" overall, 2-1/2" of twist, 1/2" split shank, and have one set screw.



Series 5C with 82 degree angle for countersinking



Series 5 with flat bottom and outlining spurs for counterboring

Drills not included - See below

Series 5C Stock Number	Series 5 Stock Number	Body Dia.	Hole Dia.	Series 5 Stock Number	Body Dia.	Hole Dia.	Series 5 Stock Number	Body Dia.	Hole Dia.
5C03750125	503750125	3/8	1/8	506250156	5/8	5/32	508750187	7/8	3/16
5C03750156	503750156	3/8	5/32	506250187	5/8	3/16	508750218	7/8	7/32
5C03750187	503750187	3/8	3/16	506250218	5/8	7/32	508750250	7/8	1/4
X	504370156	7/16	5/32	506250250	5/8	1/4	508750312	7/8	5/16
5C04370187	504370187	7/16	3/16	506250281	5/8	9/32	508750375	7/8	3/8
5C04370218	504370218	7/16	7/32	506250312	5/8	5/16	510000250	1	1/4
5C04370250*	504370250	7/16	1/4	506870250	11/16	1/4	510000312	1	5/16
5C05000125	505000125	1/2	1/8	506870281	11/16	9/32	510000375	1	3/8
5C05000156	505000156	1/2	5/32	506870312	11/16	5/16	511250250	1-1/8	1/4
5C05000171	505000171	1/2	11/64	507500187	3/4	3/16	511250312	1-1/8	5/16
5C05000187	505000187	1/2	3/16	507500250	3/4	1/4	512500250	1-1/4	1/4
5C05000203	505000203	1/2	13/64	507500281	3/4	9/32	512500312	1-1/4	5/16
5C05000218	505000218	1/2	7/32	507500312	3/4	5/16	512500375	1-1/4	3/8
5C05000250	505000250	1/2	1/4	507500375	3/4	3/8	X	X	X
X	505620187	9/16	3/16	508120187	13/16	3/16	X	X	X
X	505620218	9/16	7/32	508120250	13/16	1/4	X	X	X
X	505620250	9/16	1/4	508120281	13/16	9/32	X	X	X
X	505620281	9/16	9/32	508120312	13/16	5/16	X	X	X

* Only While Supplies Last.

X = Not Available



512500375 mounted on a 5BPHS0375

Carbon and High Speed Steel Drills for Series 5 and 5C Countersinks.

All sizes are 6" overall and have 2-1/4" of twist.

Series 5 (Carbon) and Series 5HS (HSS) Regular Point

Series 5BP (Carbon) and Series 5BPHS (HSS) Brad Point



Drill Size	Stock Numbers			
	Series 5	Series 5HS	Series 5BP	Series 5BPHS
3/32	50093*	X	X	X
1/8	50125*	5HS0125	5BP0125*	5BPHS0125
5/32	50156*	5HS0156	5BP0156*	5BPHS0156
11/64	50171*	5HS0171	X	X
3/16	50187*	5HS0187	5BP0187*	5BPHS0187
13/64	50203*	5HS0203	5BP0203*	5BPHS0203
7/32	50218*	5HS0218	5BP0218*	5BPHS0218
15/64	50234*	X	X	X
1/4	50250*	5HS0250	5BP0250*	5BPHS0250
17/64	50265*	5HS0265	X	X
9/32	50281*	5HS0281	5BP0281*	5BPHS0281
19/64	50296*	5HS0296	5BP0296*	5BPHS0296
5/16	50312*	5HS0312	5BP0312*	5BPHS0312
11/32	50343*	X	X	X
3/8	50375*	5HS0375	5BP0375*	5BPHS0375

*Only While Supplies Last. X= Not Available



Countersinks and Counterbores High Speed Steel and Carbide Tipped

Series 4CT Countersink Carbide Tipped

1-1/2" Overall
82 degree included angle

Drills not included.
See below:



Stock Number	Cutting Diameter	Hole Size
4CT8187	1/2	3/16
4CT8218	1/2	7/32
4CT8250	1/2	1/4

Series 8 Drills to fit 4CT Countersinks

All drills are 4-1/2" overall and have 2-1/2" of twist.



Series 8 (Carbon) & Series 8HS (HSS) Regular Point



Series 8BP (Carbon) & Series 8BPHS (HSS) Brad Point

Sizes	Stock Numbers		
	Series 8HS	Series 8BP	Series 8BPHS
3/16	8HS0187	8BP0187*	8BPHS0187
7/32	8HS0218	X	8BPHS0218
1/4	8HS0250	8BP0250*	8BPHS0250

* = Only While Supplies Last



Series 5CCT Countersink Carbide Tipped

4-1/2" O.A. - 2-1/2" Twist
1/2" Shank
82 degree included angle



Series 5CT Counterbore Carbide Tipped

4-1/2" O.A. - 2-1/2" Twist
1/2" Shank-Flat Bottom

Drills not included.
See bottom of page 29

Stock Numbers		Sizes	
Series 5CCT	Series 5CT	Cutting Diameter	Hole Size
5CCT6187	5CT6187	3/8	3/16
5CCT8187	5CT8187	1/2	3/16
5CCT8218	5CT8218	1/2	7/32
5CCT8250	5CT8250	1/2	1/4

Combined Drills & Countersinks Double End 2 Flutes



The drill ends are both of same diameter. These Combined Drills and Countersinks have an included angle of 60 degrees.

Stock Number	Size	Cutting Dia.	Dia. of Drill	Length of Drill	Overall Length
05000020	000	1/8	.020	.020	1-1/4
05000025	00	1/8	.025	.025	1-1/4
05000031	0	1/8	1/32	1/32	1-1/4
05000046	1	1/8	3/64	3/64	1-1/4
05000078	2	3/16	5/64	5/64	1-7/8
05000109	3	1/4	7/64	7/64	2
05000125	4	5/16	1/8	1/8	2-1/8
05000187	5	7/16	3/16	3/16	2-3/4
05000218	6	1/2	7/32	7/32	3
05000250	7	5/8	1/4	1/4	3-1/4
05000312	8	3/4	5/16	5/16	3-1/2

Combined Drill and Countersink Sets

Stock Number	Description
04000003	Combination Countersinks Includes 1 each: #1, #2, #3, #4 & #5
05000001	Jig Bore Countersinks Includes 1 each: 3/8" Body Diameter 1/16", 3/32", 1/8", 5/32" & 3/16".
05000002	Jig Bore Countersinks Includes 1 each: 1/2" Body Diameter 1/8", 3/16", 7/32", 1/4" & 9/32"



Center Reamer Type Countersinks 3 Flutes



Stock Number	Cutting Dia.	Shank Dia.	Shank Length	Overall Length
04002502	1/4	1/4	7/8	1-1/2
04003752	3/8	1/4	7/8	1-3/4
04005002	1/2	1/4	7/8	2
04006252	5/8	3/8	1	2-1/4
04007502	3/4	1/2	1-1/4	2-5/8
04010002	1	1/2	1-1/4	2-3/4
04012502	1-1/4	1/2	1-1/4	2-3/4

82 degree-included angle will be furnished unless otherwise specified. See top of page 26 for specifications.

WARNING
Cutting tools may shatter when broken.
The wearing of eye protection is strongly advised in the vicinity of their use.

HSS and Carbide Tipped Countersinks and Drill Trees

5 Flute Rose Pattern Countersinks

All have an 82-degree point angle.
All have a 1/4" round shank.

Stock Number	Size
195-1/2	1/2"
195-5/8	5/8"
195-3/4	3/4"

These High Speed Steel Countersinks have rose pattern cutting flutes which assure chatter free countersinking on steel, brass, aluminum, plastic, wood and other materials. 82 degree point angle, 1/4" round shank.



2 Flute Carbide Tipped Quick Change Countersinks

These 2 Flute Carbide Tipped Countersinks are designed to cut fast at high spindle speeds in woods, plastics and non-ferrous materials. All have 82-degree angle, 1/4" Quick Change shank and single set screw.

Stock Number	Cutting Diameter	Drill Hole Size
CTCSK078	3/8	5/64
CTCSK093	3/8	3/32
CTCSK109	3/8	7/64
CTCSK125	3/8	1/8
CTCSK140	1/2	9/64
CTCSK156	1/2	5/32

Stock # CTCSK078 Stock # CTCSK093 Stock # CTCSK109 Stock # CTCSK125 Stock # CTCSK140



Drill Tree Step Drill Bits High Speed Steel

The superior economy and convenience offered by Step Drill Bits make them especially popular in the professional construction market. By replacing as many as 13 separate drills bits, Step Drill Bits can save time, space and money. Made of High Speed Steel, these bits provide good performance and durability.

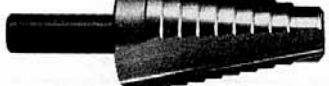
Stock #44692



Stock #44685



Stock #44686



Stock #44687



Stock #44694



Stock Number	No. of Holes	Dia. Inches	OAL	Step Depth	Shank Size	Point Type	Application
44692	12	3/16-7/8 by 1/32nds	3	1/8	3/8	Self Starting	All common drilling needs
44685	13	1/8-1/2 by 1/32nds	3	1/8	1/4	Self Starting	All common drilling needs
44686	8	9/16-1 by 1/16ths	2-13/16	1/8	3/8	For enlarging, requires 1/2 or larger pilot holes.	Companion to bit #44685, these 2 bits will drill 99% of most common hole diameters.
44687	9	1/4-3/4 by 1/16ths	2-13/16	1/8	3/8	Self Starting	Ideal for cutting medium size holes
44694	6	3/16-1/2 by 1/16ths	3-1/4	3/8	1/4	Self Starting	Drill perfect size holes for 1/2 conduit. Ideal for making draw boltholes and miniature pilot light holes.

High Speed Steel Step Drills

To Cut Woods, Plastics and Metals



SD9

For high production in woods, plastics and metals. Made of High Speed Steel.

With 82 degree included angle or 180 degree flat step.

Drill and Countersink or Counterbore in one operation, clearance for the head and body of various types of screw.

Flutes are less likely to clog compared with two-piece Countersink and Drill combination particularly in materials such as aluminum.

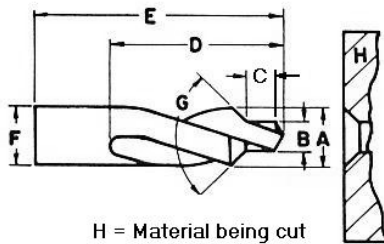
Stock Sizes are available for immediate delivery.



SD9F

Stock sizes and Stock numbers

82° Angled Step		Standard Dimensions							180° Flat Step	
Stock No.	Degree	Screw Size	Major Diameter A	Minor Diameter B	Pilot Length C	Flute Length D	Overall Length E	Shank Size F	Degree	Stock No.
SD2	82°	2	3/16	.090	3/16	1-1/8	2-3/16	3/16	180°	SD2F
SD3	82°	3	7/32	.103	3/16	1-1/4	2-3/8	7/32	180°	SD3F
SD4	82°	4	15/64	.116	3/16	1-5/16	2-7/16	15/64	180°	SD4F
SD5	82°	5	17/64	.129	1/4	1-7/16	2-5/8	1/4	180°	SD5F
SD6	82°	6	19/64	.142	1/4	1-9/16	2-3/4	1/4	180°	SD6F
SD7	82°	7	21/64	.155	1/4	1-11/16	2-15/16	1/4	180°	SD7F
SD8	82°	8	11/32	.168	1/4	1-11/16	3	1/4	180°	SD8F
SD9	82°	9	3/8	.182	1/4	1-13/16	3-1/8	3/8	180°	SD9F
SD10	82°	10	13/32	.195	1/4	1-15/16	3-5/16	3/8	180°	SD10F
SD12	82°	12	29/64	.221	5/16	2-1/8	3-9/16	3/8	180°	SD12F
SD14	82°	14 or 1/4	1/2	.255	5/16	2-1/4	3-3/4	1/2	180°	SD14F
SD16	82°	16 or 9/32	9/16	.286	5/16	2-1/2	5	1/2	180°	SD16F
SD18	82°	18 or 5/16	5/8	.317	3/8	2-1/2	5	1/2	180°	SD18F
SD20	82°	20	11/16	.328	3/8	2-1/2	5	1/2	180°	SD20F
SD24	82°	24 or 3/8	3/4	.380	3/8	2-1/2	5	1/2	180°	SD24F



H = Material being cut

Fuller
Manufactured

For other special sizes see pages 33-35

Special Step Drills For Woods, Metals and Plastics

We can manufacture **Step Drills** to your specifications. Six basic styles to choose from are shown below. Simply fill in the dimensions or specifications for items **A** through **J** listed below. *Small quantities are our specialty.* In most cases we can ship within 1 to 2 weeks from the time you place your order with us. Large quantities can take longer. **Give us a call and let us give you a quote.**

High Speed Steel Step Drills work best in **high production applications** where clean, accurate holes are required in woods, metals and plastics. Two-piece tools used for combined drilling and countersinking or counterboring can clog with chips. A Step Drill offers better chip removal as well as longer tool life.

We use standard drills found on pages 39 through 53 to manufacture Step Drills. We can cut drills to length, grind one or more pilot diameters, grind reduced shank sizes, grind flats on shanks, change point configurations and thin the web thickness.

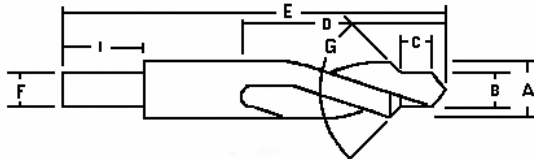
We try to avoid pilots that are too small or too long which could cause them to break prematurely. We also try to avoid cutting off the point end of a standard drill, which can take away from the cutting ability of the drill. When choosing a drill to use, always pick the shortest one possible for your application. The pilot length should also be as short as possible to avoid unnecessary breakage and reduce your cost for us to grind the Step Drill.

A Countersink diameter	Use the smallest size possible	Recommended minimum is 1/8
B Pilot diameter	Use the largest size possible	Recommended minimum is 3/32
C Pilot length	Use shortest length possible	Maximum length 4 times pilot diameter
D Flute length	Use standard if possible	See drill lengths On pages 39 to 53
E Overall length	Use standard if possible	
F Shank diameter	Use same size as countersink diameter (A) if possible or 1/4", 3/8", 1/2", 10mm etc.	
G Countersink or Counterbore Angle	60 to 179 degree of included angle or 180 degree flat step Counterbore.	
H Material	Specify type of material to be cut	
I Length of Shank	Standards: 1/4" = 1" long, 3/8" = 1-1/4" long 1/2" = 1-1/2" long, 10mm = 1" w/flat.	
J Style Number	Choose one of 6 styles on left	

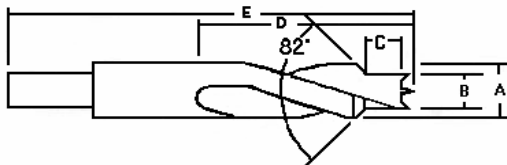
We do not manufacture Solid Carbide or Carbide Tipped Step Drills

Our Standard tolerances:	
Cutting Diameters	plus .000" to minus .0015"
Shank Diameters	plus .000" to minus .005"
Pilot Lengths	plus 1/32" to minus 1/32"
Shank Lengths	plus 1/16" to minus 1/16"
Overall & Flute Lengths	plus 1/8" to minus 1/8"

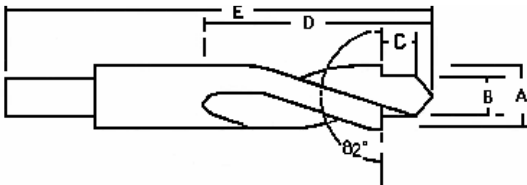
Style 1



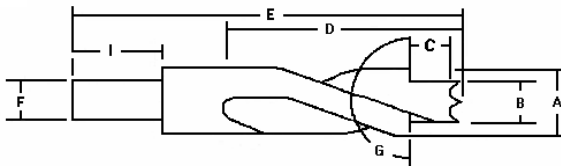
Style 2



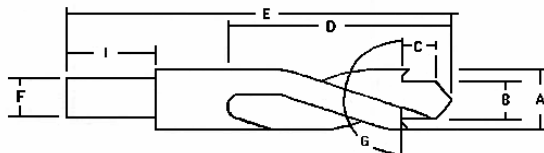
Style 3



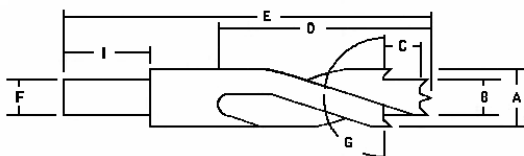
Style 4



Style 5



Style 6



Step Drills for Wood Screws and Production Screws

These Step Drills are designed to predrill clearance holes through the first piece of wood and pilot holes for the threads in the second piece of wood. Sizes and lengths match standard screw sizes. Countersinks shown on page 5 can be used to complete a 3-step operation in 1 step. Made of top quality High Speed Steel.

Fuller
Manufactured

Stock # SD0806



Stock # SD0820



Tool Number	Screw Size	Wood Screw Length	Production Screw Depth **	A Drill Dia ***	B Pilot Dia	C Pilot Length	D Twist Length	E Overall Length
SD0404	#4	1/2	5/16	7/64	.075	5/16	1-1/2	2-5/8
SD0406		3/4	1/2			1/2		
SD0408		1	5/8			5/8*	2-1/2	3-3/4
SD0410		1-1/4	13/16			13/16*		
SD0604	#6	1/2	5/16	9/64	.094	5/16	1-3/4	2-7/8
SD0606		3/4	1/2			1/2		
SD0608		1	5/8			5/8		
SD0610		1-1/4	13/16			13/16*	3	4
SD0612		1-1/2	1			1*		
SD0616		2	1-5/16			1-5/16*		
SD0804	#8	1/2	5/16	11/64	.112	5/16	2-1/8	3-1/4
SD0806		3/4	1/2			1/2		
SD0808		1	5/8			5/8		
SD0810		1-1/4	13/16			13/16		
SD0812		1-1/2	1			1	3-3/8	4-1/2
SD0816		2	1-5/16			1-5/16*		
SD0820		2-1/2	1-5/8			1-5/8*		
SD0824		3	2			2*	6	8
SD1006	#10	3/4	1/2	13/64	.130	1/2	2-7/16	3-5/8
SD1008		1	5/8			5/8		
SD1010		1-1/4	13/16			13/16		
SD1012		1-1/2	1			1		
SD1016		2	1-5/16			1-5/16*	3-5/8	4-1/2
SD1020		2-1/2	1-5/8			1-5/8*		
SD1024		3	2			2*	6	8
SD1208	#12	1	5/8	7/32	.148	5/8	2-1/2	3-3/4
SD1210		1-1/4	13/16			13/16		
SD1212		1-1/2	1			1		
SD1216		2	1-5/16			1-5/16	3-5/8	5
SD1220		2-1/2	1-5/8			1-5/8*		
SD1224		3	2			2*	6	8
SD1228		3-1/2	2-5/16			2-5/16*		

Continued next page...

Step Drills for Wood Continued...

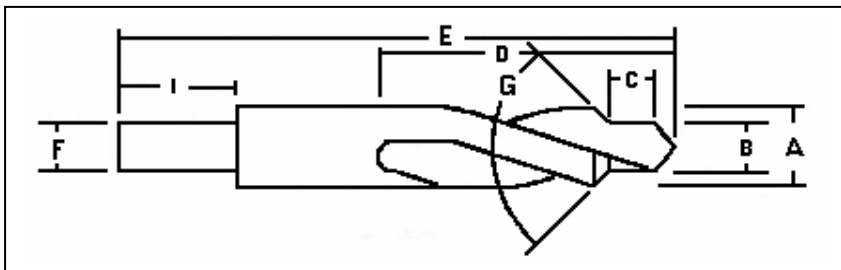
Tool Number	Screw Size	Wood Screw Length	Production Screw Depth **	A Drill Dia ***	B Pilot Dia	C Pilot Length	D Twist Length	E Overall Length
SD1408	#14	1	5/8	1/4	.165	5/8	2-3/4	4
SD1410		1-1/4	13/16			13/16		
SD1412		1-1/2	1			1		
SD1416		2	1-5/16			1-5/16		
SD1420		2-1/2	1-5/8			1-5/8*	3-3/4	5
SD1424		3	2			2*		
SD1428		3-1/2	2-5/16			2-5/16*	6	8
SD1432		4	2-5/8			2-5/8*		
SD1610	#16	1-1/4		17/64	.184	13/16	2-7/8	4-1/8
SD1612		1-1/2				1		
SD1616		2				1-5/16		
SD1620		2-1/2				1-5/8*	3-7/8	5-1/4
SD1624		3				2*		
SD1628		3-1/2				2-5/16*	6	8
SD1632		4				2-5/8*		
SD1816	#18	2		19/64	.204	1-5/16	3-1/16	4-3/8
SD1820		2-1/2				1-5/8	4	5-1/4
SD1824		3				2*		
SD1828		3-1/2				2-5/16*	6	8
SD1832		4				2-5/8*		
SD2012	#20	2-1/2		5/16	.223	1-5/8	4	5-1/4
SD2024		3				2		
SD2028		3-1/2				2-5/16*	6	8
SD2032		4				2-5/8*		
SD2424	#24	3		3/8	.260	2	4-1/4	5-1/2
SD2432		4				2-5/8	6	8
SD2436		4-1/2				3*		
SD2448		6				4*	7-1/2	10

* Step Drills with extra long pilot lengths are not guaranteed against breakage.

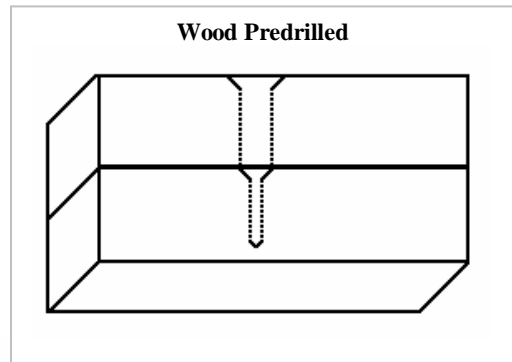
** Production Screw Depth (for Production or Sheet Rock screws)

To find this dimension, subtract the thickness of the top piece of wood from the length of the screw.

*** All shank diameters are the same size as the (A) drill diameter.



Stock # C8 and SD0806



Fuller
— Manufactured

Steel Types - Uses and Sharpening

All of the tools we sell are made from one of seven different types of steel. Each has its own unique characteristics and use. Generally speaking, you get what you pay for but each has a specific purpose. The types are, from cheapest to most expensive, Carbon Steel, Stainless Steel, High Speed Steel, Cobalt Steel, Ferro-Tic Carbide, Carbide Tipped and Solid Carbide. Some types of tools are offered in more than one type of steel. Please refer to this page to determine which type of steel is best for your purpose. We have the equipment and the expertise to resharpen most all of the tools we sell.

Carbon Steels, which can include High Carbon Steel and High Alloy Steel, are the softest and usually the cheapest of the seven types we offer. Many woodworking tools are made from this material. Many craftsmen like Carbon Steel because the tools are soft enough to sharpen with a file. Virtually any woodworking tool can be found in a carbon steel version. Some woodworking tools are only available in Carbon Steel or Carbide Tipped because it is too difficult to make them from anything else or they would be too expensive. If you are cutting softwood or just a few holes in hardwoods or plastics, Carbon Steel is your answer. If you have a lot of holes to cut in a hard material, you may want to choose a better grade of steel. The tools we manufacture from Carbon Steel are heat treated to 62c hardness and cannot be sharpened with a file. A stone type of grinding wheel is required to resharpen them.

Stainless Steel is not normally used to manufacture tools. However, we have found that heat-treating Stainless Steel produces tools that not only have longer lasting cutting edges than Carbon Steel but also have a spring steel quality that keeps the tools from breaking in tough applications. Stainless Steel generally costs only a little more than Carbon Steel. Our Stainless Steel is heat treated to 45c hardness and can be sharpened with a file or a stone type of grinding wheel.

High Speed Steel, sometimes abbreviated to **HSS**, comes in various different grades generally used in the metalworking industry to make drills, end mills, turning tools, and other tools designed specifically to cut metal. In woods and plastics, all grades of HSS far outlast the cheaper Carbon Steel or Stainless Steel. The various grades of HSS we use are identified by M1, M2, M7 and M50, M1 being the most expensive grade. Very few woodworking tools are made from HSS. It is too expensive to use for large tools, very tough to machine and can be subject to breakage with rough treatment in hand held equipment. M1 is the hardest and also the most brittle of the bunch. You can't have your cake and eat it too! We use M1, M2 and M7 for applications when better tool life is required and breakage is not a problem. M50 is used when breakage could be an issue. Tools made of High Speed Steel will always have HS or HSS stamped or etched on them. Don't be fooled by imitations. We recommend HSS for most applications because the tools are reasonably priced, last a long time in woods and plastics and have more sizes and lengths available than any other type of material. However, if you are cutting thousands of holes in hard materials, you need some type of Carbide Tooling. Sharpening HSS tools requires a grinding wheel made of stone or one that is Borazon plated.

Cobalt Steel is very similar to High Speed Steel. Its identifier is M40CO or M42. Most drills made of Cobalt have a brownish gold tint and are marked with their identifier. Cobalt is a step up from HSS and offers better tool life than HSS. Since Cobalt is harder and therefore more brittle than HSS, Cobalt drills usually have a more rugged construction with less room for chips to escape in the flute area. Although they work great cutting materials like stainless steel and cast iron, they do not work well in wood or plastics because they do not clear chips well. In an application in which a good grade of HSS Drill cut 2000 holes before becoming dull, a Cobalt Drill might cut 2200 holes before dulling. Sharpening Cobalt Steel tools requires a grinding wheel made of stone or one that is Borazon plated.

Ferro-Tic Carbide is a material developed and produced by Alloy Technologies®, which we use exclusively to produce Countersinks and Counterbores to cut abrasive materials like fiberglass, plywood, Masonite and particleboard. In its soft state, Ferro-Tic Carbide is somewhat machinable and in its hardened state it is a hard wear resistant tool. Ferro-Tic Carbide is a matrix of HSS and Carbide particles. In use, the HSS wears away and leaves the Carbide Particles exposed which greatly extends the tool life. These are not designed to cut metal or be used in hand held equipment. Sharpening Ferro-Tic Carbide tools requires a special stone grinding wheel or special Diamond plated grinding wheel.

Carbide Tipped is the material of choice for tools used in high production applications. The Carbide is super hard, resharpenable and replaceable. Carbide can cut faster at higher spindle speeds because it is impervious to the heat produced by those speeds. Since Carbide is extremely hard, it is also extremely brittle. This is especially true in the case of woodworking tools. The slightest contact with another metal object could cause the Carbide to chip. Although some grades of Carbide are designed to work well in metals and cement, the type found on woodworking tools is not. The Carbide Tips are usually brazed to the cutting edges of tools made of softer materials like Carbon Steel. Sharpening Carbide Tipped tools requires Diamond plated grinding wheels.

Solid Carbide tools are very expensive and are usually manufactured and used for special applications. Tools that are made from Solid Carbide usually have some type of spiral design or they are very small like Solid Carbide Spiral Router Bits and Solid Carbide Drill Bits. These types of tools are best sharpened by the original manufacturer.

Drill Points – Which one will work best ?

The drills we supply have various different point configurations. Each type of point design has its specific uses. In order to choose the right drill, you need to know a little about drill points. We have 6 types of drill points:

- Regular or Standard Point
- Split Point or Four Facet Point
- Brad Point
- Plexi Point
- Screw Point
- Taper Point

Standard Industrial or Regular Point drills have a 118 degree included angle point with cutting relief angles suited to cut metal. Drills with standard points specifically designed to cut wood usually have a longer point angle (i.e. 80 degrees). The longer 80 degree point can sometimes work better in wood if you are experiencing a problem with excess splintering on the backside when drilling through the wood. The 118-degree point is designed to be an *all purpose point* and will *cut most all materials*. If the standard drill point is not providing satisfactory results, one of the other types may be necessary.

Split Point drills usually have 135 degree included angle points and are designed to *cut metal*. Standard point drills have two cutting edges but there is a section in the center of the drill point called the chisel edge that does not actually cut, but chisels the material. The chisel edge can also cause the drill to walk across the material when you are trying to start the drill cutting on a particular spot. The Split Point drill has two additional edges ground into the chisel edge, which make the entire point of the drill one long cutting edge. This reduces the amount of pressure needed to make the drill cut. The Split Point is also *self centering* which means the drill starts cutting exactly where it comes into contact with the material. These characteristics were designed for drilling in metal but could be beneficial in some harder wood.

Plexi Point drills are designed to cut **Plexiglas**. The point can be between 60 degree and 80 degree included angle and the cutting angles are reduced to keep the drill from biting into the Plexiglas too fast. This point produces a clean hole and prevents the drill from breaking the Plexiglas when drilling through the backside.

Screw Points are found strictly on wood cutting tools. These types of points are sometimes called *Self Feeding* points. Screw Points are designed to assist and *control the rate of feed* for that tool. In other words, the screw point controls how fast the tool cuts, and all but *eliminates the need to push* the tool. It is a must when drilling large holes with hand held equipment. The disadvantage of tools with screw points is, unless the screw point is replaceable, the tool will only last until the screw wears out. That may not take long in hardwoods.

Taper Point Drills are designed specifically to **predrill for** the shank and threads of standard **wood screws**. Available in sizes and lengths to cover a wide variety of screws. Some customers have had success using this type of drill to cut through holes when a clean edge is required breaking through the backside. The Taper Point Drill breaks through gradually and produces clean edges on both sides.

Standard Drill Points



Brad Point
for Hardwoods



Brad Point
for Softwoods



Plexi Point



Taper Point



Standard Point



Split Point



Screw Point

Why Use Brad Point Drills?



Standard
Brad Point

A **Brad Point Drill** should provide the cleanest, straightest, and most accurately sized hole in wood of any reasonably priced tool on the market today. The brad in the center of the point allows accurate positioning when starting a hole even if the hole is not 90 degrees from the surface. The outlining spurs shear the wood grain and leave a clean edge around the opening of the hole eliminating the need for sanding. The spurs continue to shear the wood while drilling and produce an accurately sized hole. In most woods, the spurs also help to produce a cleaner edge when drilling through the backside of the wood.

W. L. Fuller, Inc. has been manufacturing High Speed Steel Brad Point Drills for over 40 years. We have worked with thousands of customers to produce Brad Point Drills that satisfy their needs. We stock Brad Point Drills in every size including **Wire Gauge, Letter Sizes, Metric Sizes and longer or shorter lengths**. If there is a need for a size not covered by these, we can take a standard size and grind and/or cut it to a needed special size. We use industrial quality High Speed Steel domestic drills designed to cut metal and rework them to cut wood. The result is a Brad Point Drill made to metalworking tolerances with cutting edges that long outlasts standard woodworking tools.

There are basically two types of brad point designs we use. One works best in **hardwoods** and the other works best in **softwoods**. Brad Point Drills that are specifically designed for softwood produce too much heat and are hard to push in hardwoods. Although Brad Point Drills specifically designed to cut hardwood will cut softwood, the aggressive cutting edges have a tendency to lift the weak grains of the softwood resulting in a ragged edge around the opening of the hole. All of the Brad Point Drills we manufacture and show in our catalog are specifically designed for hard wood and work fine for most applications.



Brad Point for Hardwood



Brad Point for Softwood

The difference between the two types of points is in the design of the **outlining spurs**. The Brad Point Drills that work best in softwood have rounded spurs, which help to hold the grains of the wood down while sheering them off. There is a certain amount of rubbing that occurs between the outlining spur and the wood before it is cut. The outlining spurs on Brad Point Drills for hardwood come to a sharp point and simply cut the stronger grains off clean. No rubbing occurs and therefore no unnecessary heat is produced by the cutting action.

If Brad Point Drills for softwood are needed, please specify "for softwood" on your order.

Another feature of the Brad Point Drill that could affect its cutting ability is the actual **brad or pyramid point** in the center. Although the sole purpose of the brad is to guide the drill through the material and keep it running straight, the shape of the brad can affect the results. The brad itself does not actually cut the wood. It mainly scrapes and pushes the wood aside. If the base of the brad is too thick or fat, the drill will be much harder to push especially in hardwoods. A brad that is too thin will allow the drill to cut freely but may break off in the process. It is also very important that the brad is exactly centered at the point of the drill. An off center brad can cause a drill to cut larger than it actually measures.

We often vary the **length of the brad** to achieve different results. A longer brad can be used when a hole needs to be drilled on an angle instead of straight into the wood. Drilling as much as 45 degrees or even 60 degrees from vertical is possible by extending the length of the brad. A shorter than normal brad may be required in the case of a hole that needs to be drilled close to but not through the back of the material.

Brad Point Drills also work well in most plastics, nylon, fiber, fiberglass and many other man made materials. If you have a question about Brad Point Drills, just call and ask a Fuller.

Short Length Drills

To Cut Wood, Plastic and Metal

Sizes and Dimensions				150	250	210	1505	190
Size	Dec. Equiv.	Flute Length	Overall Length	HSS Regular Point	HSS Brad Point	Cobalt Heavy Duty	HSS Regular Pt. L.H.	HSS Parabolic
3/64	.0469	1/2	1-3/8	15000046	X	X	X	X
1/16	.0625	5/8	1-5/8	15000062	X	21000062	15050062	19000062
5/64	.0781	11/16	1-11/16	15000078	25000078	21000078	15050078	19000078
3/32	.0937	3/4	1-3/4	15000093	25000093	21000093	15050093	19000093
7/64	.1094	13/16	1-13/16	15000109	25000109	21000109	15050109	19000109
1/8	.1250	7/8	1-7/8	15000125	25000125	21000125	15050125	19000125
9/64	.1406	15/16	1-15/16	15000140	25000140	21000140	15050140	19000140
5/32	.1562	1	2-1/16	15000156	25000156	21000156	15050156	19000156
11/64	.1719	1-1/16	2-1/8	15000171	25000171	21000171	15050171	19000171
3/16	.1875	1-1/8	2-3/16	15000187	25000187	21000187	15050187	19000187
13/64	.2031	1-3/16	2-1/4	15000203	25000203	21000203	15050203	19000203
7/32	.2188	1-1/4	2-3/8	15000218	25000218	21000218	15050218	19000218
15/64	.2344	1-5/16	2-7/16	15000234	25000234	21000234	15050234	19000234
1/4	.2500	1-3/8	2-1/2	15000250	25000250	21000250	15050250	19000250
17/64	.2656	1-7/16	2-5/8	15000265	25000265	21000265	15050265	19000265
9/32	.2812	1-1/2	2-11/16	15000281	25000281	21000281	15050281	19000281
19/64	.2969	1-9/16	2-3/4	15000296	25000296	21000296	15050296	19000296
5/16	.3125	1-5/8	2-13/16	15000312	25000312	21000312	15050312	19000312
21/64	.3281	1-11/16	2-15/16	15000328	25000328	21000328	15050328	19000328
11/32	.3438	1-11/16	3	15000343	25000343	21000343	15050343	19000343
23/64	.3594	1-3/4	3-1/16	15000359	25000359	21000359	15050359	19000359
3/8	.3750	1-13/16	3-1/8	15000375	25000375	21000375	15050375	19000375
25/64	.3906	1-7/8	3-1/4	15000390	25000390	21000390	15050390	19000390
13/32	.4062	1-15/16	3-5/16	15000406	25000406	21000406	15050406	19000406
27/64	.4219	2	3-3/8	15000421	25000421	21000421	15050421	19000421
7/16	.4375	2-1/16	3-7/16	15000437	25000437	21000437	15050437	19000437
29/64	.4531	2-1/8	3-9/16	15000453	25000453	21000453	15050453	19000453
15/32	.4688	2-1/8	3-5/8	15000468	25000468	21000468	15050468	19000468
31/64	.4844	2-3/16	3-11/16	15000484	25000484	21000484	15050484	19000484
1/2	.5000	2-1/4	3-3/4	15000500	25000500	21000500	15050500	19000500
Shanks below are larger than 1/2" and may not fit in your chuck.								
Shanks can be ground to smaller diameters. Price on Request.								
33/64	.5156	2-3/8	3-7/8	15000515	25000515	X	15050515	X
17/32	.5312	2-3/8	3-7/8	15000531	25000531	X	15050531	X
35/64	.5469	2-1/2	4	15000546	25000546	X	15050546	X
9/16	.5625	2-1/2	4	15000562	25000562	X	15050562	X
37/64	.5781	2-5/8	4-1/8	15000578	25000578	X	15050578	X
19/32	.5938	2-5/8	4-1/8	15000593	25000593	X	15050593	X
39/64	.6094	2-3/4	4-1/4	15000609	25000609	X	15050609	X
5/8	.6250	2-3/4	4-1/4	15000625	25000625	X	15050625	X
41/64	.6406	2-7/8	4-1/2	15000640	25000640	X	15050640	X
21/32	.6562	2-7/8	4-1/2	15000656	25000656	X	15050656	X
43/64	.6719	2-7/8	4-5/8	15000671	25000671	X	15050671	X
11/16	.6875	2-7/8	4-5/8	15000687	25000687	X	15050687	X
45/64	.7031	3	4-3/4	15000703	25000703	X	15050703	X
23/32	.7188	3	4-3/4	15000718	25000718	X	15050718	X
47/64	.7344	3-1/8	5	15000734	25000734	X	15050734	X
3/4	.7500	3-1/8	5	15000750	25000750	X	15050750	X
49/64	.7656	3-1/4	5-1/8	15000765	25000765	X	15050765	X
25/32	.7812	3-1/4	5-1/8	15000781	25000781	X	15050781	X
51/64	.7969	3-3/8	5-1/4	15000796	25000796	X	15050796	X
13/16	.8125	3-3/8	5-1/4	15000812	25000812	X	15050812	X
53/64	.8281	3-1/2	5-3/8	15000828	25000828	X	15050828	X
27/32	.8438	3-1/2	5-3/8	15000843	25000843	X	15050843	X
55/64	.8594	3-1/2	5-1/2	15000859	25000859	X	15050859	X
7/8	.8750	3-1/2	5-1/2	15000875	25000875	X	15050875	X
57/64	.8906	3-5/8	5-5/8	15000890	25000890	X	15050890	X
29/32	.9062	3-5/8	5-5/8	15000906	25000906	X	15050906	X
59/64	.9219	3-3/4	5-3/4	15000921	25000921	X	15050921	X
15/16	.9375	3-3/4	5-3/4	15000937	25000937	X	15050937	X
61/64	.9531	3-7/8	5-7/8	15000953	25000953	X	15050953	X
31/32	.9688	3-7/8	5-7/8	15000968	25000968	X	15050968	X
63/64	.9844	4	6	15000984	25000984	X	15050984	X
1	1.000	4	6	15001000	25001000	X	15051000	X
1-1/8	1.125	4	6-3/8	15001125	25001125	X	15051125	X

X = Not available

Series 150
HSS Regular Point Drills most sizes have 135° split point.



Series 250
Brad Point for clean holes in wood, plastic, and sheet metal.



Series 210
Heavy Duty Cobalt for longer point life and higher heat resistance. NOT RECOMMENDED IN WOOD!



Series 1505
HSS Regular Point left hand cutting. Also available in Brad Point. P.O.R.



Series 190
Parabolic flutes provide superior performance in a wide range of materials. Shorter flute and overall length for added strength and rigidity.



Regular or Jobbers Length Drills

High Speed Steel, Regular Point/Left Hand, Fast Spiral & Brad Point/ Left Hand

To Cut Wood, Plastic and Metal

All drills can be modified by grinding to customer specifications.



Series 151
Regular Point

General purpose for drilling wood, plastic and metal.

Series 1515
Left Hand

General purpose left hand cutting.



Size	Dec. Equiv	Flute Lgth.	O.A. Lgth	151 Reg. Pt. General Purpose HSS	1515 Left Hand HSS	158 Fast Spiral HSS	251 Brad Point HSS	2515 Brad Point Left Hand HSS
1/64	.0156	3/16	3/4	15100015	X	X	X	X
1/32	.0312	1/2	1-3/8	15100031	15150031	15800031	X	X
3/64	.0469	3/4	1-3/4	15100046	15150046	15800046	X	X
1/16	.0625	7/8	1-7/8	15100062	15150062	15800062	X	X
5/64	.0781	1	2	15100078	15150078	15800078	25100078	25150078
3/32	.0937	1-1/4	2-1/4	15100093	15150093	15800093	25100093	25150093
7/64	.1094	1-1/2	2-5/8	15100109	15150109	15800109	25100109	25150109
1/8	.1250	1-5/8	2-3/4	15100125	15150125	15800125	25100125	25150125
9/64	.1406	1-3/4	2-7/8	15100140	15150140	15800140	25100140	25150140
5/32	.1562	2	3-1/8	15100156	15150156	15800156	25100156	25150156
11/64	.1719	2-1/8	3-1/4	15100171	15150171	15800171	25100171	25150171
3/16	.1875	2-5/16	3-1/2	15100187	15150187	15800187	25100187	25150187
13/64	.2031	2-7/16	3-5/8	15100203	15150203	15800203	25100203	25150203
7/32	.2188	2-1/2	3-3/4	15100218	15150218	15800218	25100218	25150218
15/64	.2344	2-5/8	3-7/8	15100234	15150234	15800234	25100234	25150234
1/4	.2500	2-3/4	4	15100250	15150250	15800250	25100250	25150250
17/64	.2656	2-7/8	4-1/8	15100265	15150265	15800265	25100265	25150265
9/32	.2812	2-15/16	4-1/4	15100281	15150281	15800281	25100281	25150281
19/64	.2969	3-1/16	4-3/8	15100296	15150296	15800296	25100296	25150296
5/16	.3125	3-3/16	4-1/2	15100312	15150312	15800312	25100312	25150312
21/64	.3281	3-5/16	4-5/8	15100328	15150328	15800328	25100328	25150328
11/32	.3438	3-7/16	4-3/4	15100343	15150343	15800343	25100343	25150343
23/64	.3594	3-1/2	4-7/8	15100359	15150359	15800359	25100359	25150359
3/8	.3750	3-5/8	5	15100375	15150375	15800375	25100375	25150375
25/64	.3906	3-3/4	5-1/8	15100390	15150390	15800390	25100390	25150390
13/32	.4062	3-7/8	5-1/4	15100406	15150406	15800406	25100406	25150406
27/64	.4219	3-15/16	5-3/8	15100421	15150421	15800421	25100421	25150421
7/16	.4375	4-1/16	5-1/2	15100437	15150437	15800437	25100437	25150437
29/64	.4531	4-3/16	5-5/8	15100453	15150453	15800453	25100453	25150453
15/32	.4688	4-5/16	5-3/4	15100468	15150468	15800468	25100468	25150468
31/64	.4844	4-3/8	5-7/8	15100484	15150484	15800484	25100484	25150484
1/2	.5000	4-1/2	6	15100500	15150500	15800500	25100500	25150500

Series 158
Fast Spiral
Fast spiral for fast chip removal and high production.



Series 251
Brad Point
Brad point for clean holes in wood, plastic, and sheet metal.



Series 2515
Left Hand
Left Hand Brad Points for clean holes in wood, plastic, and sheet metal.



Shanks below are larger than 1/2" and may not fit in your chuck.
Shanks can be ground to smaller diameters. Price on Request.

33/64	.5156	4-13/16	6-5/8	15100515	X	X	25100515	X
17/32	.5312	4-13/16	6-5/8	15100531	X	X	25100531	X
35/64	.5469	4-13/16	6-5/8	15100546	X	X	25100546	X
9/16	.5625	4-13/16	6-5/8	15100562	X	X	25100562	X
37/64	.5781	4-13/16	6-5/8	15100578	X	X	25100578	X
19/32	.5938	5-3/16	7-1/8	15100593	X	X	25100593	X
39/64	.6094	5-3/16	7-1/8	15100609	X	X	25100609	X
5/8	.6250	5-3/16	7-1/8	15100625	X	X	25100625	X
41/64	.6406	5-3/16	7-1/8	15100640	X	X	25100640	X
21/32	.6562	5-3/16	7-1/8	15100656	X	X	25100656	X
43/64	.6719	5-5/8	7-5/8	15100671	X	X	25100671	X
11/16	.6875	5-5/8	7-5/8	15100687	X	X	25100687	X

X = Not available

Regular or Jobbers Length Drills

High Speed Steel Heavy Duty, Slow Spiral, Heavy Duty Cobalt, & Parabolic

To Cut Wood, Plastic and Metal

All drills can be modified by grinding to customer specifications.

Sizes and Dimensions				211	130	1516	191
Size	Dec. Equiv.	Flute Lgth.	O.A. Lgth.	Heavy Duty Cobalt	Slow Spiral HSS	Heavy Duty HSS	HSS Parabolic
1/64	.0156	3/16	3/4	21100015	X	X	X
1/32	.0312	1/2	1-3/8	21100031	X	X	X
3/64	.0469	3/4	1-3/4	21100046	X	X	X
1/16	.0625	7/8	1-7/8	21100062	13000062	15160062	19100062
5/64	.0781	1	2	21100078	13000078	15160078	19100078
3/32	.0937	1-1/4	2-1/4	21100093	13000093	15160093	19100093
7/64	.1094	1-1/2	2-5/8	21100109	13000109	15160109	19100109
1/8	.1250	1-5/8	2-3/4	21100125	13000125	15160125	19100125
9/64	.1406	1-3/4	2-7/8	21100140	13000140	15160140	19100140
5/32	.1562	2	3-1/8	21100156	13000156	15160156	19100156
11/64	.1719	2-1/8	3-1/4	21100171	13000171	15160171	19100171
3/16	.1875	2-5/16	3-1/2	21100187	13000187	15160187	19100187
13/64	.2031	2-7/16	3-5/8	21100203	13000203	15160203	19100203
7/32	.2188	2-1/2	3-3/4	21100218	13000218	15160218	19100218
15/64	.2344	2-5/8	3-7/8	21100234	13000234	15160234	19100234
1/4	.2500	2-3/4	4	21100250	13000250	15160250	19100250
17/64	.2656	2-7/8	4-1/8	21100265	13000265	15160265	19100265
9/32	.2812	2-15/16	4-1/4	21100281	13000281	15160281	19100281
19/64	.2969	3-1/16	4-3/8	21100296	13000296	15160296	19100296
5/16	.3125	3-3/16	4-1/2	21100312	13000312	15160312	19100312
21/64	.3281	3-5/16	4-5/8	21100328	13000328	15160328	19100328
11/32	.3438	3-7/16	4-3/4	21100343	13000343	15160343	19100343
23/64	.3594	3-1/2	4-7/8	21100359	13000359	15160359	19100359
3/8	.3750	3-5/8	5	21100375	13000375	15160375	19100375
25/64	.3906	3-3/4	5-1/8	21100390	13000390	15160390	19100390
13/32	.4062	3-7/8	5-1/4	21100406	13000406	15160406	19100406
27/64	.4219	3-15/16	5-3/8	21100421	13000421	15160421	19100421
7/16	.4375	4-1/16	5-1/2	21100437	13000437	15160437	19100437
29/64	.4531	4-3/16	5-5/8	21100453	13000453	15160453	19100453
15/32	.4688	4-5/16	5-3/4	21100468	13000468	15160468	19100468
31/64	.4844	4-3/8	5-7/8	21100484	13000484	15160484	19100484
1/2	.5000	4-1/2	6	21100500	13000500	15160500	19100500
Shanks below are larger than 1/2" and may not fit in your chuck.							
Shanks can be ground to smaller diameters. Price on Request.							
33/64	.5156	4-13/16	6-5/8	21100515	X	X	X
17/32	.5312	4-13/16	6-5/8	21100531	X	X	X
35/64	.5469	4-13/16	6-5/8	21100546	X	X	X
9/16	.5625	4-13/16	6-5/8	21100562	X	X	X
37/64	.5781	4-13/16	6-5/8	21100578	X	X	X
19/32	.5938	5-3/16	7-1/8	21100593	X	X	X
39/64	.6094	5-3/16	7-1/8	21100609	X	X	X
5/8	.6250	5-3/16	7-1/8	21100625	X	X	X
41/64	.6406	5-3/16	7-1/8	21100640	X	X	X
21/32	.6562	5-3/16	7-1/8	21100656	X	X	X
43/64	.6719	5-5/8	7-5/8	21100671	X	X	X
11/16	.6875	5-5/8	7-5/8	21100687	X	X	X

X = Not available

Series 211
Heavy Duty cobalt
For longer point life.
Not recommended for use in wood.



Series 130
Slow spiral
to reduce drill bite in soft materials.



Series 1516
Heavy Duty Split Point
Regular Length High Speed Steel Drills



Series 191
Parabolic
Effective in deep hole drilling of aluminum alloys and other medium tensile strength materials.



Regular or Jobbers Length Drills

Drill Blanks, Solid Carbide, Half Round & Carbide Tipped

To Cut Wood, Plastic and Metal

Series 1512 Drill Blanks

Made of High Speed Steel. Heat treated and ground to standard drill bit specifications. Can be used as a solid pilot for countersinks or counterbores to countersink or counterbore pre existing holes. Can also be used as a gauge to check hole diameters.



Series 291 Carbide Tipped

Recommended for use in the production drilling of cast iron, non-ferrous metals, and many composite materials. Features heavy-duty construction and heat treated body for optimum wear resistance and support of the carbide tip. **NOT RECOMMENDED FOR DRILLING STEEL!**



Series 304 Half Round

Unique flute design permits higher feed rates and improved hole finish in horizontal drilling of free machining brass, bronze, nylon, and like materials. Hole is usually started with a centering drill.



Series 204 Solid Carbide

Recommended for drilling cast iron, aluminum, bronze and magnesium alloys and other abrasive, but easily machined materials.

- Designed to allow high feed rates with good chip flow.
- Four facet drill point minimizes drill wander and assures accurately sized holes.
- Micrograin 10% Cobalt Grade.



Dimensions				Series #1512 Drill Blanks	Series #191 Carbide Tipped 118° Point	Series #304 Half Round HSS	Dimensions		Series #204 Solid Carbide
Size Dec.	Dec. Equiv.	O.A. Lgth.	Flute Lgth				Flute Lgth.	O.A. Lgth	Solid Carbide
1/64	.0156	3/16	3/4	X	X	X	1/4	1	20401560
1/32	.0312	1/2	1-3/8	X	X	X	3/8	1-1/8	20403120
3/64	.0469	3/4	1-3/4	X	X	30400046	3/4	1-1/2	20404690
1/16	.0625	7/8	1-7/8	15120062	X	30400062	3/4	1-1/2	20406250
5/64	.0781	1	2	15120078	X	30400078	7/8	1-3/4	20407810
3/32	.0937	1-1/4	2-1/4	15120093	X	30400093	1	2	20409380
7/64	.1094	1-1/2	2-5/8	15120109	X	30400109	1-1/4	2-1/4	20410940
1/8	.1250	1-5/8	2-3/4	15120125	29100125	30400125	1-1/4	2-1/4	20412500
9/64	.1406	1-3/4	2-7/8	15120140	29100140	30400140	1-3/8	2-1/2	20414060
5/32	.1562	2	3-1/8	15120156	29100156	30400156	1-3/8	2-1/2	20415620
11/64	.1719	2-1/8	3-1/4	15120171	29100171	30400171	1-5/8	2-3/4	20417190
3/16	.1875	2-5/16	3-1/2	15120187	29100187	30400187	1-5/8	2-3/4	20418750
13/64	.2031	2-7/16	3-5/8	15120203	29100203	30400203	1-3/4	3	20420310
7/32	.2188	2-1/2	3-3/4	15120218	29100218	30400218	1-3/4	3	20421870
15/64	.2344	2-5/8	3-7/8	15120234	29100234	30400234	2	3-1/4	20423440
1/4	.2500	2-3/4	4	15120250	29100250	30400250	2	3-1/4	20425000
17/64	.2656	2-7/8	4-1/8	15120265	29100265	30400265	2-1/8	3-1/2	20426560
9/32	.2812	2-15/16	4-1/4	15120281	29100281	30400281	2-1/8	3-1/2	20428120
19/64	.2969	3-1/16	4-3/8	15120296	29100296	30400296	2-3/8	3-3/4	20429690
5/16	.3125	3-3/16	4-1/2	15120312	29100312	30400312	2-3/8	3-3/4	20431250
21/64	.3281	3-5/16	4-5/8	15120328	29100328	30400328	2-1/2	4	20432810
11/32	.3438	3-7/16	4-3/4	15120343	29100343	30400343	2-1/2	4	20434380
23/64	.3594	3-1/2	4-7/8	15120359	29100359	30400359	2-3/4	4-1/4	20435940
3/8	.3750	3-5/8	5	15120375	29100375	30400375	2-3/4	4-1/4	20437500
25/64	.3906	3-3/4	5-1/8	15120390	29100390	30400390	2-7/8	4-1/2	20439060
13/32	.4062	3-7/8	5-1/4	15120406	29100406	30400406	2-7/8	4-1/2	20440620
27/64	.4219	3-15/16	5-3/8	15120421	29100421	30400421	2-7/8	4-1/2	20442190
7/16	.4375	4-1/16	5-1/2	15120437	29100437	30400437	2-7/8	4-1/2	20443750
29/64	.4531	4-3/16	5-5/8	15120453	29100453	30400453	3	4-3/4	20445310
15/32	.4688	4-5/16	5-3/4	15120468	29100468	30400468	3	4-3/4	20446880
31/64	.4844	4-3/8	5-7/8	15120484	29100484	30400484	3	4-3/4	20448440
1/2	.5000	4-1/2	6	15120500	29100500	30400500	3	4-3/4	20450000

X = Not available

Long (or Taper) Length HSS Drills Fractional Sizes

To Cut Wood, Plastic and Metal

Sizes and Dimensions				Stock Numbers				
Size	Decimal Equiv.	Flute Length	Overall Length	Series 152 HSS Regular Point	Series 252 HSS Brad Point	Series 159 HSS Fast Spiral Regular Point	Series 259 HSS Fast Spiral Brad Point	Series 292 Carbide Tipped Regular Point
1/64	.0156	5/16	1-1/2	15200015	X	X	X	X
1/32	.0312	3/4	2	15200031	X	X	X	X
3/64	.0469	1-1/8	2-1/4	15200046	X	15900046	X	X
1/16	.0625	1-3/4	3	15200062	X	15900062	X	X
5/64	.0781	2	3-3/4	15200078	25200078	15900078	25900078	X
3/32	.0937	2-1/4	4-1/4	15200093	25200093	15900093	25900093	X
7/64	.1094	2-1/2	4-5/8	15200109	25200109	15900109	25900109	X
1/8	.1250	2-3/4	5-1/8	15200125	25200125	15900125	25900125	29200125
9/64	.1406	3	5-3/8	15200140	25200140	15900140	25900140	29200140
5/32	.1562	3	5-3/8	15200156	25200156	15900156	25900156	29200156
11/64	.1719	3-3/8	5-3/4	15200171	25200171	15900171	25900171	29200171
3/16	.1875	3-3/8	5-3/4	15200187	25200187	15900187	25900187	29200187
13/64	.2031	3-5/8	6	15200203	25200203	15900203	25900203	29200203
7/32	.2188	3-5/8	6	15200218	25200218	15900218	25900218	29200218
15/64	.2344	3-3/4	6-1/8	15200234	25200234	15900234	25900234	29200234
1/4	.2500	3-3/4	6-1/8	15200250	25200250	15900250	25900250	29200250
17/64	.2656	3-7/8	6-1/4	15200265	25200265	15900265	25900265	29200265
9/32	.2812	3-7/8	6-1/4	15200281	25200281	15900281	25900281	29200281
19/64	.2969	4	6-3/8	15200296	25200296	15900296	25900296	29200296
5/16	.3125	4	6-3/8	15200312	25200312	15900312	25900312	29200312
21/64	.3281	4-1/8	6-1/2	15200328	25200328	15900328	25900328	29200328
11/32	.3438	4-1/8	6-1/2	15200343	25200343	15900343	25900343	29200343
23/64	.3594	4-1/4	6-3/4	15200359	25200359	15900359	25900359	29200359
3/8	.3750	4-1/4	6-3/4	15200375	25200375	15900375	25900375	29200375
25/64	.3906	4-3/8	7	15200390	25200390	15900390	25900390	29200390
13/32	.4062	4-3/8	7	15200406	25200406	15900406	25900406	29200406
27/64	.4219	4-5/8	7-1/4	15200421	25200421	15900421	25900421	29200421
7/16	.4375	4-5/8	7-1/4	15200437	25200437	15900437	25900437	29200437
29/64	.4531	4-3/4	7-1/2	15200453	25200453	15900453	25900453	29200453
15/32	.4688	4-3/4	7-1/2	15200468	25200468	15900468	25900468	29200468
31/64	.4844	4-3/4	7-3/4	15200484	25200484	15900484	25900484	29200484
1/2	.5000	4-3/4	7-3/4	15200500	25200500	15900500	25900500	29200500
Shanks below are larger than 1/2" and may not fit in your chuck.								
Shanks can be ground to smaller diameters. Price on Request.								
33/64	.5156	4-3/4	8	15200515	25200515	X	X	29200515
17/32	.5312	4-3/4	8	15200531	25200531	X	X	29200531
35/64	.5469	4-7/8	8-1/4	15200546	25200546	X	X	29200546
9/16	.5625	4-7/8	8-1/4	15200562	25200562	X	X	29200562
37/64	.5781	4-7/8	8-3/4	15200578	25200578	X	X	29200578
19/32	.5938	4-7/8	8-3/4	15200593	25200593	X	X	29200593
39/64	.6094	4-7/8	8-3/4	15200609	25200609	X	X	29200609
5/8	.6250	4-7/8	8-3/4	15200625	25200625	X	X	29200625
41/64	.6406	5-1/8	9	15200640	25200640	X	X	29200640
21/32	.6562	5-1/8	9	15200656	25200656	X	X	29200656
43/64	.6719	5-3/8	9-1/4	15200671	25200671	X	X	29200671
11/16	.6875	5-3/8	9-1/4	15200687	25200687	X	X	29200687
45/64	.7031	5-5/8	9-1/2	15200703	25200703	X	X	29200703
23/32	.7188	5-5/8	9-1/2	15200718	25200718	X	X	29200718
47/64	.7344	5-7/8	9-3/4	15200734	25200734	X	X	29200734
3/4	.7500	5-7/8	9-3/4	15200750	25200750	X	X	29200750
49/64	.7656	6	9-7/8	15200765	25200765	X	X	X
25/32	.7812	6	9-7/8	15200781	25200781	X	X	29200781
51/64	.7969	6-1/8	10	15200796	25200796	X	X	X
13/16	.8125	6-1/8	10	15200812	25200812	X	X	29200812
53/64	.8281	6-1/8	10	15200828	25200828	X	X	X
27/32	.8438	6-1/8	10	15200843	25200843	X	X	29200843
55/64	.8594	6-1/8	10	15200859	25200859	X	X	X
7/8	.8750	6-1/8	10	15200875	25200875	X	X	29200875
57/64	.8906	6-1/8	10	15200890	25200890	X	X	X
29/32	.9062	6-1/8	10	15200906	25200906	X	X	29200906
59/64	.9219	6-1/8	10-3/4	15200921	25200921	X	X	X
15/16	.9375	6-1/8	10-3/4	15200937	25200937	X	X	29200937
61/64	.9531	6-3/8	11	15200953	25200953	X	X	X
31/32	.9688	6-3/8	11	15200968	25200968	X	X	29200968
63/64	.9844	6-3/8	11	15200984	25200984	X	X	X
1	1.000	6-3/8	11	15201000	25201000	X	X	29201000
1-1/8	1.125	7-1/8	11-3/4	15201125	25201125	X	X	X



Series 159

Fast Spiral

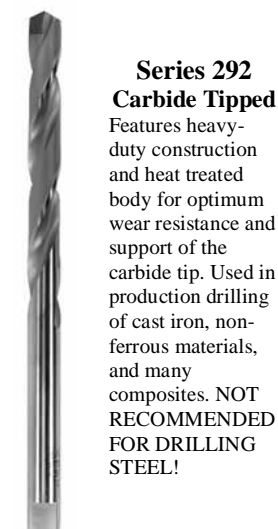
Engineered with a fast spiral angle and wide flute for improved chip removal. Specially designed for drilling deep holes.

Series 259

Fast Spiral

Brad Point

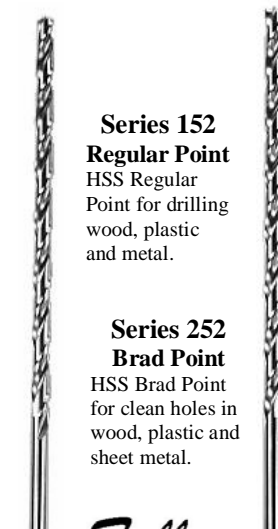
Same as 159 with a Brad Point.



Series 292

Carbide Tipped

Features heavy-duty construction and heat treated body for optimum wear resistance and support of the carbide tip. Used in production drilling of cast iron, non-ferrous materials, and many composites. NOT RECOMMENDED FOR DRILLING STEEL!



Series 152

Regular Point

HSS Regular Point for drilling wood, plastic and metal.

Series 252

Brad Point

HSS Brad Point for clean holes in wood, plastic and sheet metal.



Extra Length HSS Drills 8" and 10" long To Cut Wood, Plastic and Metal

Dimensions		Stock Numbers			
Size	Decimal Equivalent	8" Long 6" Flute		10" Long 7-1/2" Flute	
		153 HSS Regular Point	253 HSS Brad Point	154 HSS Regular Point	254 HSS Brad Point
1/8	.1250	15300125	25300125	15400125	25400125
9/64	.1406	15300140	25300140	15400140	25400140
5/32	.1562	15300156	25300156	15400156	25400156
11/64	.1719	15300171	25300171	15400171	25400171
3/16	.1875	15300187	25300187	15400187	25400187
13/64	.2031	15300203	25300203	15400203	25400203
7/32	.2188	15300218	25300218	15400218	25400218
15/64	.2344	15300234	25300234	15400234	25400234
1/4	.2500	15300250	25300250	15400250	25400250
17/64	.2656	15300265	25300265	15400265	25400265
9/32	.2812	15300281	25300281	15400281	25400281
19/64	.2969	15300296	25300296	15400296	25400296
5/16	.3125	15300312	25300312	15400312	25400312
21/64	.3281	15300328	25300328	15400328	25400328
11/32	.3438	15300343	25300343	15400343	25400343
23/64	.3594	15300359	25300359	15400359	25400359
3/8	.3750	15300375	25300375	15400375	25400375
25/64	.3906	15300390	25300390	15400390	25400390
13/32	.4062	15300406	25300406	15400406	25400406
27/64	.4219	X	X	15400421	25400421
7/16	.4375	15300437	25300437	15400437	25400437
29/64	.4531	15300453	25300453	15400453	25400453
15/32	.4688	15300468	25300468	15400468	25400468
31/64	.4844	15300484	25300484	15400484	25400484
1/2	.5000	15300500	25300500	15400500	25400500

X = Not available


* = Shanks of these drills are straight but can be ground to your requirements, price on request.



Carbide Tipped Drills for Hardened Steel

Carbide Tipped Drills for Hardened Steel				
Size	Flute Length	Overall Length	Shank Diameter	Stock Number
1/8	1-1/2	2-3/4	1/8	CT7050125
5/32	1-7/8	3	5/32	CT7050156
11/64	1-7/8	3	11/64	CT7050171
3/16	1-7/8	3	3/16	CT7050187
7/32	2-1/2	4	7/32	CT7050218
1/4	2-1/2	4	1/4	CT7050250
1/4	4-1/4	6	1/4	CT70502506
9/32	2-1/2	4	9/32	CT7050281
5/16	2-1/2	4	1/4	CT7050312
5/16	4-1/4	6	5/16	CT70503126
3/8	4	6	3/8	CT7050375
7/16	4	6	3/8	CT7050437
1/2	4	6	1/2	CT7050500
9/16	4	6	1/2	CT7050562
5/8	4	6	1/2	CT7050625

These carbide tipped drills are ideal for locksmiths, auto mechanics or any operator drilling into hardened steel. Can be used to drill out broken bolts, studs, taps and drill bits. They also cut hard steel such as safes, bearing races and dies. The carbide is designed to prevent chipping and dissipate heat quickly.



Extra Length HSS Drills 12" and 18" long To Cut Wood, Plastic and Metal

Dimensions		Stock Numbers			
Size	Decimal Equivalent	12" Long 9" Flute		18" Long 13" Flute	
		155 HSS Regular Point	255 HSS Brad Point	156 HSS Regular Point	256 HSS Brad Point
1/8	.1250	15500125	25500125	X	X
9/64	.1406	15500140	25500140	X	X
5/32	.1562	15500156	25500156	X	X
11/64	.1719	15500171	25500171	X	X
3/16	.1875	15500187	25500187	15600187	25600187
13/64	.2031	15500203	25500203	15600203	25600203
7/32	.2188	15500218	25500218	15600218	25600218
15/64	.2344	15500234	25500234	15600234	25600234
1/4	.2500	15500250	25500250	15600250	25600250
17/64	.2656	15500265	25500265	15600265	25600265
9/32	.2812	15500281	25500281	15600281	25600281
19/64	.2969	15500296	25500296	15600296	25600296
5/16	.3125	15500312	25500312	15600312	25600312
21/64	.3281	15500328	25500328	15600328	25600328
11/32	.3438	15500343	25500343	15600343	25600343
23/64	.3594	15500359	25500359	15600359	25600359
3/8	.3750	15500375	25500375	15600375	25600375
25/64	.3906	15500390	25500390	15600390	25600390
13/32	.4062	15500406	25500406	15600406	25600406
27/64	.4219	15500421	25500421	15600421	25600421
7/16	.4375	15500437	25500437	15600437	25600437
29/64	.4531	15500453	25500453	15600453	25600453
15/32	.4688	15500468	25500468	15600468	25600468
31/64	.4844	15500484	25500484	15600484	25600484
1/2	.5000	15500500	25500500	15600500	25600500
Shanks below are larger than 1/2" and may not fit your chuck. Shanks can be ground to smaller diameters. Price on Request.					
33/64	.5156	15500515	25500515	15600515	25600515
17/32	.5312	15500531	25500531	15600531	25600531
35/64	.5469	15500546	25500546	15600546	25600546
9/16	.5625	15500562	25500562	15600562	25600562
37/64	.5781	15500578	25500578	15600578	25600578
19/32	.5938	15500593	25500593	15600593	25600593
39/64	.6094	15500609	25500609	15600609	25600609
5/8	.6250	15500625	25500625	15600625	25600625
41/64	.6406	X	X	X	X
21/32	.6562	15500656	25500656	15600656	25600656
43/64	.6719	X	X	X	X
11/16	.6875	15500687	25500687	15600687	25600687
45/64	.7031	X	X	X	X
23/32	.7188	15500718	25500718	15600718	25600718
47/64	.7344	X	X	X	X
3/4	.7500	15500750	25500750	15600750	25600750
49/64	.7656	X	X	X	X
25/32	.7812	X	X	15600781	25600781
51/64	.7969	X	X	X	X
13/16	.8125	X	X	15600812	25600812
53/64	.8281	X	X	X	X
27/32	.8438	X	X	X	X
55/64	.8594	X	X	X	X
7/8	.8750	X	X	15600875	25600875
57/64	.8906	X	X	X	X
29/32	.9062	X	X	X	X
59/64	.9219	X	X	X	X
15/16	.9375	X	X	15600937	25600937
61/64	.9531	X	X	X	X
31/32	.9688	X	X	X	X
63/64	.9844	X	X	X	X
1	1.000	X	X	15601000	25601000
1-1/16	1.062	X	X	X	X
1-1/8	1.125	X	X	15601125	25601125
1-3/16	1.187	X	X	X	X
1-1/4	1.250	X	X	15601250	25601250



Series 155
HSS Regular
Point

Series 255
HSS Brad
Point



Series 156
HSS Regular
Point

Series 256
HSS Brad
Point



X = Not available

Wire Gage Size Drills Short Length High Speed Steel and Cobalt To Cut Wood, Plastic and Metal

Dimensions				Stock Numbers			
Wire Size	Decimal Equivalent	Flute Length	Overall Length	160 HSS Regular Point	260 HSS Brad Point	220 Cobalt Steel	1605 HSS Reg. Pt. Left Hand
60	.0400	1/2	1-3/8	16000040	X	22000040	16050040
59	.0410	1/2	1-3/8	16000041	X	22000041	16050041
58	.0420	1/2	1-3/8	16000042	X	22000042	16050042
57	.0430	1/2	1-3/8	16000043	X	22000043	16050043
56	.0465	1/2	1-3/8	16000046	X	22000046	16050046
55	.0520	5/8	1-5/8	16000052	X	22000052	16050052
54	.0550	5/8	1-5/8	16000055	X	22000055	16050055
53	.0595	5/8	1-5/8	16000059	X	22000059	16050059
52	.0635	11/16	1-11/16	16000063	X	22000063	16050063
51	.0670	11/16	1-11/16	16000067	X	22000067	16050067
50	.0700	11/16	1-11/16	16000070	X	22000070	16050070
49	.0730	11/16	1-11/16	16000073	X	22000073	16050073
48	.0760	11/16	1-11/16	16000076	X	22000076	16050076
47	.0785	11/16	1-11/16	16000078	26000078	22000078	16050078
46	.0810	3/4	1-3/4	16000081	26000081	22000081	16050081
45	.0820	3/4	1-3/4	16000082	26000082	22000082	16050082
44	.0860	3/4	1-3/4	16000086	26000086	22000086	16050086
43	.0890	3/4	1-3/4	16000089	26000089	22000089	16050089
42	.0935	3/4	1-3/4	16000093	26000093	22000093	16050093
41	.0960	13/16	1-13/16	16000096	26000096	22000096	16050096
40	.0980	13/16	1-13/16	16000098	26000098	22000098	16050098
39	.0995	13/16	1-13/16	16000099	26000099	22000099	16050099
38	.1015	13/16	1-13/16	16000101	26000101	22000101	16050101
37	.1040	13/16	1-13/16	16000104	26000104	22000104	16050104
36	.1065	13/16	1-13/16	16000106	26000106	22000106	16050106
35	.1100	7/8	1-7/8	16000110	26000110	22000110	16050110
34	.1110	7/8	1-7/8	16000111	26000111	22000111	16050111
33	.1130	7/8	1-7/8	16000113	26000113	22000113	16050113
32	.1160	7/8	1-7/8	16000116	26000116	22000116	16050116
31	.1200	7/8	1-7/8	16000120	26000120	22000120	16050120
30	.1285	15/16	1-15/16	16000128	26000128	22000128	16050128
29	.1360	15/16	1-15/16	16000136	26000136	22000136	16050136
28	.1405	15/16	1-15/16	16000140	26000140	22000140	16050140
27	.1440	1	2-1/16	16000144	26000144	22000144	16050144
26	.1470	1	2-1/16	16000147	26000147	22000147	16050147
25	.1495	1	2-1/16	16000149	26000149	22000149	16050149
24	.1520	1	2-1/16	16000152	26000152	22000152	16050152
23	.1540	1	2-1/16	16000154	26000154	22000154	16050154
22	.1570	1-1/16	2-1/8	16000157	26000157	22000157	16050157
21	.1590	1-1/16	2-1/8	16000159	26000159	22000159	16050159
20	.1610	1-1/16	2-1/8	16000161	26000161	22000161	16050161
19	.1660	1-1/16	2-1/8	16000166	26000166	22000166	16050166
18	.1695	1-1/16	2-1/8	16000169	26000169	22000169	16050169
17	.1730	1-1/8	2-3/16	16000173	26000173	22000173	16050173
16	.1770	1-1/8	2-3/16	16000177	26000177	22000177	16050177
15	.1800	1-1/8	2-3/16	16000180	26000180	22000180	16050180
14	.1820	1-1/8	2-3/16	16000182	26000182	22000182	16050182
13	.1850	1-1/8	2-3/16	16000185	26000185	22000185	16050185
12	.1890	1-3/16	2-1/4	16000189	26000189	22000189	16050189
11	.1910	1-3/16	2-1/4	16000191	26000191	22000191	16050191
10	.1935	1-3/16	2-1/4	16000193	26000193	22000193	16050193
9	.1960	1-3/16	2-1/4	16000196	26000196	22000196	16050196
8	.1990	1-3/16	2-1/4	16000199	26000199	22000199	16050199
7	.2010	1-3/16	2-1/4	16000201	26000201	22000201	16050201
6	.2040	1-1/4	2-3/8	16000204	26000204	22000204	16050204
5	.2055	1-1/4	2-3/8	16000205	26000205	22000205	16050205
4	.2090	1-1/4	2-3/8	16000209	26000209	22000209	16050209
3	.2130	1-1/4	2-3/8	16000213	26000213	22000213	16050213
2	.2210	1-5/16	2-7/16	16000221	26000221	22000221	16050221
1	.2280	1-5-16	2-7/16	16000228	26000228	22000228	16050228



Series 160
High Speed Steel
Regular Point.
For through holes
in woods, plastics
and metals.

Series 260
High Speed Steel
Brad Point for
clean accurate holes
in woods and
plastics.



Series 220
Cobalt Steel
Heavy duty
Cobalt for longer
point life and
higher heat
resistance. Not
recommended for
cutting wood.

Series 1605
High Speed Steel
Left Hand. Can be
furnished with
Brad Point, price
on request

Sizes #61 to #80 also available in regular point drills only. See Sets on page 54.
Also available in Long or Taper Length. -Price on request- X = Not available

Wire Gage Size Drills Regular Length

High Speed Steel and Cobalt Drills

To Cut Wood, Plastic and Metal

Dimensions				Stock Numbers			
Wire Size	Decimal Equiv.	Flute Length	Overall Length	161 HSS Regular Point	261 HSS Brad Point	221 Cobalt Steel	1615 HSS Left Hand
60	.0400	11/16	1-5/8	16100040	X	22100040	16150040
59	.0410	11/16	1-5/8	16100041	X	22100041	16150041
58	.0420	11/16	1-5/8	16100042	X	22100042	16150042
57	.0430	3/4	1-3/4	16100043	X	22100043	16150043
56	.0465	3/4	1-3/4	16100046	X	22100046	16150046
55	.0520	7/8	1-7/8	16100052	X	22100052	16150052
54	.0550	7/8	1-7/8	16100055	X	22100055	16150055
53	.0595	7/8	1-7/8	16100059	X	22100059	16150059
52	.0635	7/8	1-7/8	16100063	X	22100063	16150063
51	.0670	1	2	16100067	X	22100067	16150067
50	.0700	1	2	16100070	X	22100070	16150070
49	.0730	1	2	16100073	X	22100073	16150073
48	.0760	1	2	16100076	X	22100076	16150076
47	.0785	1	2	16100078	26100078	22100078	16150078
46	.0810	1-1/8	2-1/8	16100081	26100081	22100081	16150081
45	.0820	1-1/8	2-1/8	16100082	26100082	22100082	16150082
44	.0860	1-1/8	2-1/8	16100086	26100086	22100086	16150086
43	.0890	1-1/4	2-1/4	16100089	26100089	22100089	16150089
42	.0935	1-1/4	2-1/4	16100093	26100093	22100093	16150093
41	.0960	1-3/8	2-3/8	16100096	26100096	22100096	16150096
40	.0980	1-3/8	2-3/8	16100098	26100098	22100098	16150098
39	.0995	1-3/8	2-3/8	16100099	26100099	22100099	16150099
38	.1015	1-7/16	2-1/2	16100101	26100101	22100101	16150101
37	.1040	1-7/16	2-1/2	16100104	26100104	22100104	16150104
36	.1065	1-7/16	2-1/2	16100106	26100106	22100106	16150106
35	.1100	1-1/2	2-5/8	16100110	26100110	22100110	16150110
34	.1110	1-1/2	2-5/8	16100111	26100111	22100111	16150111
33	.1130	1-1/2	2-5/8	16100113	26100113	22100113	16150113
32	.1160	1-5/8	2-3/4	16100116	26100116	22100116	16150116
31	.1200	1-5/8	2-3/4	16100120	26100120	22100120	16150120
30	.1285	1-5/8	2-3/4	16100128	26100128	22100128	16150128
29	.1360	1-3/4	2-7/8	16100136	26100136	22100136	16150136
28	.1405	1-3/4	2-7/8	16100140	26100140	22100140	16150140
27	.1440	1-7/8	3	16100144	26100144	22100144	16150144
26	.1470	1-7/8	3	16100147	26100147	22100147	16150147
25	.1495	1-7/8	3	16100149	26100149	22100149	16150149
24	.1520	2	3-1/8	16100152	26100152	22100152	16150152
23	.1540	2	3-1/8	16100154	26100154	22100154	16150154
22	.1570	2	3-1/8	16100157	26100157	22100157	16150157
21	.1590	2-1/8	3-1/4	16100159	26100159	22100159	16150159
20	.1610	2-1/8	3-1/4	16100161	26100161	22100161	16150161
19	.1660	2-1/8	3-1/4	16100166	26100166	22100166	16150166
18	.1695	2-1/8	3-1/4	16100169	26100169	22100169	16150169
17	.1730	2-3/16	3-3/8	16100173	26100173	22100173	16150173
16	.1770	2-3/16	3-3/8	16100177	26100177	22100177	16150177
15	.1800	2-3/16	3-3/8	16100180	26100180	22100180	16150180
14	.1820	2-3/16	3-3/8	16100182	26100182	22100182	16150182
13	.1850	2-5/16	3-1/2	16100185	26100185	22100185	16150185
12	.1890	2-5/16	3-1/2	16100189	26100189	22100189	16150189
11	.1910	2-5/16	3-1/2	16100191	26100191	22100191	16150191
10	.1935	2-7/16	3-5/8	16100193	26100193	22100193	16150193
9	.1960	2-7/16	3-5/8	16100196	26100196	22100196	16150196
8	.1990	2-7/16	3-5/8	16100199	26100199	22100199	16150199
7	.2010	2-7/16	3-5/8	16100201	26100201	22100201	16150201
6	.2040	2-1/2	3-3/4	16100204	26100204	22100204	16150204
5	.2055	2-1/2	3-3/4	16100205	26100205	22100205	16150205
4	.2090	2-1/2	3-3/4	16100209	26100209	22100209	16150209
3	.2130	2-1/2	3-3/4	16100213	26100213	22100213	16150213
2	.2210	2-5/8	3-7/8	16100221	26100221	22100221	16150221
1	.2280	2-5/8	3-7/8	16100228	26100228	22100228	16150228

X = Not available

Sizes #61 to #80 also available in regular point drills only. See page 54.
Also available in Long or Taper Length. -Price on request-



Series 161
High Speed Steel
Regular Point. For
through holes in
woods, plastics
and metals.



Series 261
High Speed Steel
Brad Point for
clean accurate
holes in woods
and plastics.



Series 221
Cobalt Steel
Heavy duty cobalt
for longer point life
and higher heat
resistance. Not
recommended for
cutting wood.



Series 1615
High Speed Steel
Left Hand. Can be
furnished with
Brad Point, price
on request

Hex Shank Regular and Brad Point Drills / Snappy Chuck Adapters



Size	Dec. Equiv	Flute Length	OAL Length	1514 Reg. Point	2514 Brad Point	Adapter only
5/64 or 2.0mm	.0781	1	3-1/8	15140078	25140078	QS078
3/32	.0937	1-1/4	3-3/4	15140093	25140093	QS093
2.5mm	.0984	1-3/16	3-3/8	15140098	25140098	QS098
7/64	.1094	1-1/2	3-3/4	15140109	25140109	QS109
3.0mm	.1181	1-5/16	3-17/32	15140118	25140118	QS118
1/8	.1250	1-5/8	3-1/2	15140125	25140125	QS125
3.5mm	.1378	1-3/4	4	15140137	25140137	QS137
9/64	.1406	1-3/4	4	15140140	25140140	QS140
5/32	.1562	2	4-1/16	15140156	25140156	QS156
4.0mm	.1575	1-11/16	4-1/16	15140157	25140157	QS157
11/64	.1719	2-1/8	4-3/4	15140171	25140171	QS171
4.5mm	.1772	2-3/16	4-1/2	15140177	25140177	QS177
3/16	.1875	2-5/16	4-1/16	15140187	25140187	QS187
5.0mm	.1968	2-1/16	4-1/2	15140196	25140196	QS196
13/64	.2031	2-7/16	4-3/4	15140203	25140203	QS203
5.5mm	.2165	2-1/4	4-25/32	15140216	25140216	QS216
7/32	.2188	2-1/2	4-1/2	15140218	25140218	QS218
15/64	.2344	2-5/8	5	15140234	25140234	QS234
6.0mm	.2362	2-1/4	4-25/32	15140236	25140236	QS236
1/4	.2500	2-3/4	5-1/8	15140250	25140250	QS250
5/16	.3125	3-3/16	5-5/8	15140312	25140312	QS312
3/8	.3750	3-5/8	6-1/8	15140375	25140375	QS375



Stock # 15140140

Stock # 25140140

Snappy Chuck Adapter (Hex Shank)

Snappy Diagram

When you insert the tool into the drive channel, the ball moves up the incline, retracting the sleeve and compressing the spring. As the tool reaches the bottom of the drive channel the ball is forced forward into the retaining groove of the tool, securely locking the tool into position.



Stock # 40011 – 3/8" shank

The standard industrial chuck with a knurled sleeve.



Stock # 40012

This mini-chuck is smaller for tight spaces. Tools are locked in drive channel with a uniquely formed tempered spring.



Stock # 41101 – 3/8" shank

The deluxe model with a molded rubber sleeve for better grip.



The Snappy Chuck Adapter, including the Snappy Chuck and the Snappy Chuck tooling was designed to save you time. Instantly change between different size drills or from drilling to driving without having to fumble with chuck keys. The Snappy Chuck eliminates drills slipping in the chuck, which could happen in a key type drill chuck. Simply insert the Snappy Chuck Adapter into your cordless or electric drill chuck, tighten the chuck and put away the key.

Letter Size High Speed Steel Drills

Series 170

High Speed Steel Regular Point Drill for through holes in woods, plastics and metals.



Regular Point and Brad Point

To Cut Wood, Plastic and Metal

Series 171

High Speed Steel Regular Point Drill for through holes in woods, plastics and metals.



Series 270

High Speed Steel Brad Point Drill for clean accurately sized holes in hardwoods and plastics.



Series 270

High Speed Steel Brad Point Drill for clean accurately sized holes in hardwoods and plastics.



Fuller
Manufactured

Fuller
Manufactured

Dimensions		Short Length				Regular Length			
Letter Size	Decimal Equiv.	Flute Length	Overall Length	170 HSS Regular Point	270 HSS Brad Point	Flute Length	Overall Length	171 HSS Regular Point	271 HSS Brad Point
A	.234	1-15/16	2-7/16	17000234	27000234	2-5/8	3-7/8	17100234	27100234
B	.238	1-3/8	2-1/2	17000238	27000238	2-3/4	4	17100238	27100238
C	.242	1-3/8	2-1/2	17000242	27000242	2-3/4	4	17100242	27100242
D	.246	1-3/8	2-1/2	17000246	27000246	2-3/4	4	17100246	27100246
E	.250	1-3/8	2-1/2	17000250	27000250	2-3/4	4	17100250	27100250
F	.257	1-7/16	2-5/8	17000257	27000257	2-7/8	4-1/8	17100257	27100257
G	.261	1-7/16	2-5/8	17000261	27000261	2-7/8	4-1/8	17100261	27100261
H	.266	1-1/2	2-11/16	17000266	27000266	2-7/8	4-1/8	17100266	27100266
I	.272	1-1/2	2-11/16	17000272	27000272	2-7/8	4-1/8	17100272	27100272
J	.277	1-1/2	2-11/16	17000277	27000277	2-7/8	4-1/8	17100277	27100277
K	.281	1-1/2	2-11/16	17000281	27000281	2-15/16	4-1/4	17100281	27100281
L	.290	1-9/16	2-3/4	17000290	27000290	2-15/16	4-1/4	17100290	27100290
M	.295	1-9/16	2-3/4	17000295	27000295	3-1/16	4-3/8	17100295	27100295
N	.302	1-5/8	2-13/16	17000302	27000302	3-1/16	4-3/8	17100302	27100302
O	.316	1-11/16	2-15/16	17000316	27000316	3-3/16	4-1/2	17100316	27100316
P	.323	1-11/16	2-15/16	17000323	27000323	3-5/16	4-5/8	17100323	27100323
Q	.332	1-11/16	3	17000332	27000332	3-7/16	4-3/4	17100332	27100332
R	.339	1-11/16	3	17000339	27000339	3-7/16	4-3/4	17100339	27100339
S	.348	1-3/4	3-1/16	17000348	27000348	3-1/2	4-7/8	17100348	27100348
T	.358	1-3/4	3-1/16	17000358	27000358	3-1/2	4-7/8	17100358	27100358
U	.368	1-13/16	3-1/8	17000368	27000368	3-5/8	5	17100368	27100368
V	.377	1-7/8	3-1/4	17000377	27000377	3-5/8	5	17100377	27100377
W	.386	1-7/8	3-1/4	17000386	27000386	3-3/4	5-1/8	17100386	27100386
X	.397	1-15/16	3-5/16	17000397	27000397	3-3/4	5-1/8	17100397	27100397
Y	.404	1-15/16	3-5/16	17000404	27000404	3-7/8	5-1/4	17100404	27100404
Z	.413	2	3-3/8	17000413	27000413	3-7/8	5-1/4	17100413	27100413

*Shanks can be ground to smaller sizes. Price on request

Double End Drills

High Speed Steel
Fractional and Wire Sizes

Diameter Size	Decimal Equivalent	Flute Length	Overall Length	Stock Number
Fractional				
7/64	.1094	1/2	1-7/8	DE0109
1/8	.1250	1/2	2	DE0125
9/64	.1406	1/2	2	DE0140
5/32	.1562	1/2	2-1/16	DE0156
3/16	.1875	1/2	2-3/16	DE0187
7/32	.2188	1/2	2-3/8	DE0218
1/4	.2500	1/2	2-1/2	DE0250
Wire				
11	.1910	1/2	2-1/4	DE0191
30	.1285	1/2	2	DE0128



Double End Drills

HSS, Surface Treated 135° Split Points on each end. Used for drilling truck and auto bodies, and/or thin sheet metal. Popular for pop rivet drilling applications. 135° self-centering split point aids in penetration.

Metric Size High Speed Steel Drills

Regular Point and Brad Point to cut woods, plastics and metals

Dimensions		Short Length				Regular Length			
mm Size	Dec. Equiv.	Flute Length	Overall Length	Series 180 Regular Point	Series 280 Brad Point	Flute Length	Overall Length	Regular Point	Series 281 Brad Point
1.0	.0394	1/4	1-1/32	18000039	X	15/32	1-11/32	18100039	X
1.25	.0492	5/16	1-3/16	18000049	X	5/8	1-1/2	18100049	X
1.5	.0591	11/32	1-1/4	18000059	X	23/32	1-9/16	18100059	X
1.75	.0689	7/16	1-7/16	18000068	X	7/8	1-13/16	18100068	X
2.0	.0787	15/32	1-1/2	18000078	28000078	15/16	1-15/16	18100078	28100078
2.25	.0886	1/2	1-9/16	18000088	28000088	1-1/16	2-3/32	18100088	28100088
2.5	.0984	9/16	1-11/16	18000098	28000098	1-3/16	2-1/4	18100098	28100098
2.75	.1083			X	X	1-15/16	2-13/32	18100108	28100108
3.0	.1181	5/8	1-13/16	18000118	28000118	1-5/16	2-13/32	18100118	28100118
3.2	.1260	23/32	1-15/16	18000126	28000126	1-7/16	2-9/16	18100126	28100126
3.25	.1280			X	X	1-7/16	2-9/16	18100128	28100128
3.4	.1339	25/32	2-1/16	18100133	28000133	1-17/32	2-3/4	18100133	28100133
3.5	.1378	25/32	2-1/16	18000137	28000137	1-3/4	2-7/8	18100137	28100137
3.75	.1476			X	X	1-17/32	2-3/4	18100147	28100147
4.0	.1575	7/8	2-5/32	18000157	28000157	1-11/16	2-15/16	18100157	28100157
4.25	.1673			X	X	1-11/16	2-15/16	18100167	28100167
4.5	.1772	15/16	2-9/32	18000177	28000177	2-3/16	3-3/8	18100177	28100177
4.75	.1870			X	X	1-27/32	3-5/8	18100187	28100187
5.0	.1968	1-1/32	2-7/16	18000196	28000196	2-1/16	3-3/8	18100196	28100196
5.1	.2008	1-1/32	2-7/16	18000200	28000200	2-1/16	3-3/8	18100200	28100200
5.2	.2047	1-1/32	2-7/16	18000204	28000204	2-1/16	3-3/8	18100204	28100204
5.25	.2067			X	X	2-1/16	3-3/8	18100206	28100206
5.3	.2087	1-1/32	2-7/16	18000208	28000208	2-1/16	3-3/8	18100208	28100208
5.4	.2126	1-3/32	2-19/32	18000212	28000212	2-1/4	3-21/32	18100212	28100212
5.5	.2165	1-3/32	2-19/32	18000216	28000216	2-1/4	3-21/32	18100216	28100216
5.6	.2205	1-3/32	2-19/32	18000220	28000220	2-1/4	3-21/32	18100220	28100220
5.7	.2244	1-3/32	2-19/32	18000224	28000224	2-1/4	3-21/32	18100224	28100224
5.75	.2264			X	X	2-1/4	3-21/32	18100226	28100226
5.8	.2283	1-3/32	2-19/32	18000228	28000228	2-1/4	3-21/32	18100228	28100228
5.9	.2323	1-3/32	2-19/32	18000232	28000232	2-1/4	3-21/32	18100232	28100232
6.0	.2362	1-3/32	2-19/32	18000236	28000236	2-1/4	3-21/32	18100236	28100236
6.2	.2441	1-7/32	2-3/4	18000244	28000244	2-15/32	3-31/32	18100244	28100244
6.25	.2461			X	X	2-15/32	3-31/32	18100246	28100246
6.4	.2520	1-7/32	2-3/4	18000252	28000252	2-15/32	3-31/32	18100252	28100252
6.5	.2559	1-7/32	2-3/4	18000255	28000255	2-15/32	3-31/32	18100255	28100255
6.6	.2598	1-7/32	2-3/4	18000259	28000259	2-15/32	3-31/32	18100259	28100259
6.75	.2657			X	X	2-23/32	4-9/32	18100265	28100265
6.8	.2677	1-11/32	2-29/32	18000267	28000267	2-23/32	4-9/32	18100267	28100267
7.0	.2756	1-11/32	2-29/32	18000275	28000275	2-23/32	4-9/32	18100275	28100275
7.25	.2854			X	X	2-23/32	4-9/32	18100285	28100285
7.5	.2953	1-11/32	2-29/32	18000295	28000295	2-23/32	4-9/32	18100295	28100295
7.75	.3051			X	X	2-15/16	4-19/32	18100305	28100305
8.0	.3150	1-15/32	3-1/8	18000315	28000315	2-15/16	4-19/32	18100315	28100315
8.25	.3248			X	X	2-15/16	4-19/32	18100324	28100324
8.5	.3346	1-15/32	3-1/8	18000334	28000334	2-15/16	4-19/32	18100334	28100334
8.75	.3445			X	X	3-3/16	4-29/32	18100344	28100344
9.0	.3543	1-9/16	3-5/16	18000354	28000354	3-3/16	4-29/32	18100354	28100354
9.25	.3642			X	X	3-3/16	4-29/32	18100364	28100364
9.5	.3740	1-9/16	3-5/16	18000374	28000374	3-3/16	4-29/32	18100374	28100374
9.75	.3839			X	X	3-7/16	5-1/4	18100383	28100383
10.0	.3937	1-11/16	3-1/2	18000393	28000393	3-7/16	5-1/4	18100393	28100393
10.5	.4134	1-11/16	3-1/2	18000413	28000413	3-7/16	5-1/4	18100413	28100413
11.0	.4331	1-27/32	3-3/4	18000433	28000433	3-11/16	5-19/32	18100433	28100433
11.5	.4528	1-27/32	3-3/4	18000452	28000452	3-11/16	5-19/32	18100452	28100452
12.0	.4724	2	4-1/32	18000472	28000472	3-31/32	5-15/16	18100472	28100472
12.5	.4921	2	4-1/32	18000492	28000492	3-31/32	5-15/16	18100492	28100492
13.0	.5118			X	X	3-31/2	5-15/16	18100511	28100511



X = Not available – Other sizes & Left Hand available – price on request

1/4 & 3/8 Reduced Shank High Speed Steel Drills

Brad Point for clean, accurately sized holes in Woods, Plastics and Sheet Metal

Regular Point for cutting though holes in Woods, Plastics and Metals

1/4" Shank - 4" Long				Stock Numbers	
Size	Decimal Equiv.	Flute Length	Overall Length	Series 400 Regular Point	Series 410 Brad Point
1/4	.2500	2-1/2	4	40000250	41000250
5/16	.3125	2-1/2	4	40000312	41000312
3/8	.3750	2-1/2	4	40000375	41000375
7/16	.4375	2-1/2	4	40000437	41000437
1/2	.5000	2-1/2	4	40000500	41000500
1/4" Shank - Universal Length				Series 401 Regular Point	Series 411 Brad Point
17/64	.2656	1-7/8	3-1/2	40100265	41100265
9/32	.2812	1-31/32	3-19/32	40100281	41100281
19/64	.2969	2-1/16	3-23/32	40100296	41100296
5/16	.3125	2-3/16	3-27/32	40100312	41100312
21/64	.3281	2-9/32	3-15/16	40100328	41100328
11/32	.3438	2-11/32	4-1/32	40100343	41100343
23/64	.3594	2-15/32	4-5/32	40100359	41100359
3/8	.3750	2-9/16	4-1/4	40100375	41100375
25/64	.3906	2-5/8	4-11/32	40100390	41100390
13/32	.4062	2-3/4	4-15/32	40100406	41100406
27/64	.4219	2-27/32	4-9/16	40100421	41100421
7/16	.4375	2-15/16	4-11/16	40100437	41100437
29/64	.4531	3-1/32	4-25/32	40100453	41100453
15/32	.4688	3-1/8	4-7/8	40100468	41100468
31/64	.4844	3-7/32	5	40100484	41100484
1/2	.5000	3-7/32	5	40100500	41100500
3/8" Shank - Regular Length				Series 402 Regular Point	Series 412 Brad Point
25/64	.3906	3-3/4	5-1/8	40200390	41200390
13/32	.4062	3-7/8	5-1/4	40200406	41200406
27/64	.4219	3-15/16	5-3/8	40200421	41200421
7/16	.4375	4-1/16	5-1/2	40200437	41200437
29/64	.4531	4-3/16	5-5/8	40200453	41200453
15/32	.4688	4-5/16	5-3/4	40200468	41200468
31/64	.4844	4-3/8	5-7/8	40200484	41200484
1/2	.5000	4-1/2	6	40200500	41200500



Series 400
HSS Regular Point, 4" overall length with 1/4" shank.



Series 410
HSS Brad Point for clean accurate holes in hardwoods



Series 401
HSS Regular Point Universal Length with 1/4" shank.



Series 402
HSS Regular Point, regular length with 3/8" shank.



Set # 41092007

Set of most popular sizes 1/8" to 1/2" diameter High Speed Steel Brad Point Drills in handy vinyl pouch.



Set # 41092007 Includes		
Drill Dia.	O.A. Lgth.	Shank Size
1/8	2-3/4	1/8
3/16	3-1/2	3/16
1/4	4	1/4
5/16	4	1/4
3/8	4	1/4
7/16	4	1/4
1/2	4	1/4

WARNING
Cutting tools may shatter when broken. The wearing of eye protection is strongly advised in the vicinity of their use.

1/2" Reduced Shank Drills High Speed Steel and Carbon Steel



**Series 320
Carbon Steel
Brad Point**

For clean holes in soft to medium- hard - woods and plastics. Can be sharpened with a file. All sizes are 6" overall length and have 4" of twist.



**Series 330
Carbon Steel
Regular Point**

**#Only Available
While Supplies
Last!!**

For through holes in soft to medium-hard woods and plastics. Can be sharpened with a file. All sizes are 6" overall length, have 4" of twist and 90 degree points.



**Series 340
High Speed Steel Brad
Point**

For clean, accurately sized holes in hardwoods and plastics. Sizes 1/8" to 15/64" are 5" overall length. Sizes 1/4" to 1-1/2" are 6" overall length. All sizes have 3" of twist. Can be specifically ground for softer woods if specified when ordering. Can be ordered with long brad points for angle drilling.



**Series 350
High Speed Steel
Regular Point**

For through holes in woods, plastics and metals. Sizes 1/8" to 15/64" are 5" overall length. Sizes 1/4" to 1-1/2" are 6" overall length. All sizes have 3" of twist.

Drill Size	Series 320 Carbon Brad Point	Series #330 Carbon Regular Point	Series 340 HSS Brad Point	Series 350 HSS Regular Point	Drill Size	Series 320 Carbon Brad Point	Series 340 HSS Brad Point	Series 350 HSS Regular Point
1/8	32000125	#33000125	34000125	35000125	49/64	*	34000765	35000765
9/64	*	*	34000140	35000140	25/32	32000781	34000781	35000781
5/32	32000156	#33000156	34000156	35000156	51/64	*	34000796	35000796
11/64	*	*	34000171	35000171	13/16	32000812	34000812	35000812
3/16	32000187	#33000187	34000187	35000187	53/64	*	34000828	35000828
13/64	32000203	*	34000203	35000203	27/32	32000843	34000843	35000843
7/32	32000218	#33000218	34000218	35000218	55/64	*	34000859	35000859
15/64	*	*	34000234	35000234	7/8	32000875	34000875	35000875
1/4	32000250	#33000250	34000250	35000250	57/64	*	34000890	35000890
17/64	32000265	*	34000265	35000265	29/32	32000906	34000906	35000906
9/32	32000281	#33000281	34000281	35000281	59/64	*	34000921	35000921
19/64	32000296	*	34000296	35000296	15/16	32000937	34000937	35000937
5/16	32000312	#33000312	34000312	35000312	61/64	*	34000953	35000953
21/64	32000328	*	34000328	35000328	31/32	32000968	34000968	35000968
11/32	32000343	#33000343	34000343	35000343	63/64	*	34000984	35000984
23/64	*	*	34000359	35000359	1	32001000	34001000	35001000
3/8	32000375	#33000375	34000375	35000375	1-1/64	X	34001015	35001015
25/64	32000390	*	34000390	35000390	1-1/32	32001031	34001031	35001031
13/32	32000406	#33000406	34000406	35000406	1-3/64	X	34001046	35001046
27/64	*	*	34000421	35000421	1-1/16	32001062	34001062	35001062
7/16	32000437	#33000437	34000437	35000437	1-5/64	X	34001078	35001078
29/64	32000453	*	34000453	35000453	1-3/32	X	34001093	35001093
15/32	32000468	*	34000468	35000468	1-7/64	X	34001109	35001109
31/64	*	*	34000484	35000484	1-1/8	32001125	34001125	35001125
1/2	32000500	#33000500	34000500	35000500	1-9/64	X	34001140	35001140
33/64	32000515	*	34000515	35000515	1-5/32	X	34001156	35001156
17/32	32000531	*	34000531	35000531	1-11/64	X	34001171	35001171
35/64	*	*	34000546	35000546	1-3/16	32001187	34001187	35001187
9/16	32000562	#33000562	34000562	35000562	1-13/64	X	34001203	35001203
37/64	*	*	34000578	35000578	1-7/32	X	34001218	35001218
19/32	32000593	*	34000593	35000593	1-15/64	X	34001234	35001234
39/64	*	*	34000609	35000609	1-1/4	32001250	34001250	35001250
5/8	32000625	#33000625	34000625	35000625	1-17/64	X	34001265	35001265
41/64	*	*	34000640	35000640	1-9/32	X	34001281	35001281
21/32	32000656	*	34000656	35000656	1-5/16	32001312	34001312	35001312
43/64	*	*	34000671	35000671	1-11/32	X	34001343	35001343
11/16	32000687	*	34000687	35000687	1-3/8	32001375	34001375	35001375
45/64	*	*	34000703	35000703	1-13/32	X	34001406	35001406
23/32	32000718	*	34000718	35000718	1-7/16	*	34001437	35001437
47/64	*	*	34000734	35000734	1-15/32	X	34001468	35001468
3/4	32000750	#33000750	34000750	35000750	1-1/2	32001500	34001500	35001500

* = Price on request X = Not available

See sets on Page 54

1/2" Reduced Shank Drills

High Speed Steel, Carbide Tipped and Cobalt Steel

Dimensions		Stock Numbers				
Diameter Sizes	Dec. Equiv.	19CT C.T. Brad Pt. 3" Twist 5" Overall	200CT C.T. Brad Pt. 4" Twist 6" Overall	224 Cobalt Reg. Pt. 3" Twist 6" Overall	284 HSS Brad Pt. 3" Twist 6" Overall	X200 HSS Brad Pt. 4" Twist 6" Overall
1/4	.2500	19CT0250	200CT0250	X	X	X2000250
9/32	.2812	19CT0281	X	X	X	X2000281
5/16	.3125	19CT0312	200CT0312	X	X	X2000312
8.0mm	.3150	19CT0315	X	X	X	X
11/32	.3438	X	X	X	X	X2000343
3/8	.3750	19CT0375	200CT0375	X	X	X2000375
25/64	.3906	19CT0390	X	X	X	X
10.0mm	.3937	19CT0393	X	X	X	X
13/32	.4062	X	X	X	X	X2000406
7/16	.4375	19CT0437	200CT0437	X	X	X2000437
12.0mm	.4724	19CT0472	X	X	X	X
1/2	.5000	19CT0500	200CT0500	X	X	X2000500
13.0mm	.5118	19CT0511	X	X	X	X
33/64	.5156	X	X	22400515	X	X
17/32	.5312	X	X	22400531	X	X2000531
35/64	.5469	X	X	22400546	X	X
14.0mm	.5512	X	X	X	28400551	X
9/16	.5625	X	X	22400562	X	X2000562
37/64	.5781	X	X	22400578	X	X
15.0mm	.5906	X	X	X	28400590	X
19/32	.5938	X	X	22400593	X	X
39/64	.6094	X	X	22400609	X	X
5/8	.6250	19CT0625	200CT0625	22400625	X	X2000625
16.0mm	.6299	X	X	X	28400629	X
41/64	.6406	X	X	22400640	X	X
21/32	.6562	X	X	22400656	X	X
17.0mm	.6693	X	X	X	28400669	X
43/64	.6719	X	X	22400671	X	X
11/16	.6875	X	X	22400687	X	X2000687
45/64	.7031	X	X	22400703	X	X
18.0mm	.7087	X	X	X	28400708	X
23/32	.7188	X	X	22400718	X	X
47/64	.7344	X	X	22400734	X	X
19.0mm	.7480	X	X	X	28400748	X
3/4	.7500	19CT0750	200CT0750	22400750	X	X2000750
49/64	.7656	X	X	22400765	X	X
25/32	.7812	X	X	22400781	X	X
20.0mm	.7874	X	X	X	28400787	X
51/64	.7969	X	X	22400796	X	X
13/16	.8125	X	X	22400812	X	X2000812
21.0mm	.8268	X	X	X	28400826	X
53/64	.8281	X	X	22400828	X	X
27/32	.8438	X	X	22400843	X	X
22.0mm	.8661	X	X	X	28400866	X
7/8	.8750	X	X	22400875	X	X2000875
23.0mm	.9055	X	X	X	28400905	X
29/32	.9062	X	X	22400906	X	X
59/64	.9219	X	X	22400921	X	X
15/16	.9375	X	X	22400937	X	X2000937
24.0mm	.9449	X	X	X	28400944	X
61/64	.9531	X	X	22400953	X	X
31/32	.9688	X	X	22400968	X	X
63/64	.9844	X	X	22400984	X	X
25.0mm	.9843	X	X	X	28400984	X
1	1.000	19CT1000	200CT1000	22401000	X	X2001000

X = Not available



Series 19CT Carbide Tipped Brad Point

For accurately sized holes in hardwood. Designed for high production at high spindle speeds. All Sizes are 5" overall and have 3" of twist.



Series 224 Cobalt Steel Regular Point

For through holes in woods, plastics and metals. Stands up to tough materials like stainless steel and cast iron. All sizes are 6" overall and have 3" of twist.



Series X200 High Speed Steel Brad Point

For accurately sized holes in hardwoods and plastics. All sizes are 6" overall and have 4" of twist.



Series 200CT Carbide Tipped Brad Point

For accurately sized holes in hardwoods. Designed for high production at high spindle speeds. All sizes are 6" overall and have 4" of twist.



Series 284 High Speed Steel Brad Point Metric Sizes

For accurately sized holes in hardwoods and plastics. All sizes are 6" overall and have 3" of twist. Can be ordered to cut softwood or for angle drilling.

Fuller
Manufactured

Drill Sets

High Speed Steel Drills in Metal and Wood Indexes

Stock Numbers				Description	
Regular Point	Brad Point	Cobalt	Number Pieces	Size Range	Length
15095013	25095012*	21095013	13	1/16 to 1/4 by 64ths	Short Length
15095021	25095020*	X	21	1/16 to 3/8 by 64ths	
15095029	25095028*	21095029	29	1/16 to 1/2 by 64ths	
15195013	25195012*	21195013	13	1/16 to 1/4 by 64ths	Regular Length
15195015	25195014*	21195015	15	1/16 to 1/2 by 32nds	
X	X	X	15	Ditto W/ 1/4" shanks	
151950156	251950146*	X	15	Ditto W/ 3/8" shanks	Regular Length
15195021	25195020*	X	21	1/16 to 3/8 by 64ths	
15195029	25195028*	21195029	29	1/16 to 1/2 by 64ths	
15195529	X	X	29	1/16 to 1/2 by 64ths (LH)	Regular Length
X	X	X	29	Ditto W/ 1/4" shanks	
151950296	251950286*	X	29	Ditto W/ 3/8" shanks	
16195060	26195047*	X	60	#1 to #60 Wire Gage	Regular Length
17195026	27195026	X	26	A to Z Letter Sizes	
18195011	28195009*	X	11	1.0 to 6.0 MM x .5 MM	
18195025	28195023*	X	25	1.0 to 13.0 MM x .5 MM	Long Length
15295029	25295028*	X	29	1/16 to 1/2 by 64ths	
15195115	POR	X	115	1/16 to 1/2 by 64ths #1 to #60 Wire Gage A to Z Letter Sizes	
35095008	34095008	X	8	9/16 to 1" by 16ths 6" O.A. Length 1/2" Shanks w/metal index	6" Overall 1/2" Shank
35093008	34093008	X	8	9/16 to 1" by 16ths 6" O.A. Length 1/2" Shanks w/wood case	6" Overall 1/2" Shank
16195080	X	X	20	#61 to #80 Wire Gage (Not in metal index)	Regular Length



Stock #
15095013



Stock #
25195020



Stock #
25195028



Stock #
17195026

****Brad Point Drill Sets have one or two less drills except for the wire gage set, which has 13 less drills because the smallest drills are not available with Brad Point. ****
POR = Price on Request X = Not available



Stock #
34093008



Stock #
34095008

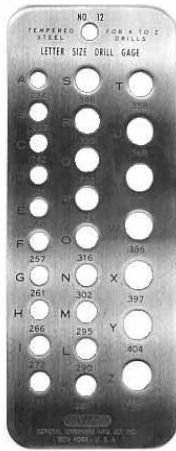


Stock #
15195115


Stock Number: 34093008	Stock Number: 15195115
Holds eight popular sizes of 6" OAL with 1/2" shank drills securely by the shank and drill edges. Drills can be properly sized with this case. 9/16" to 1" by 16ths.	Holds 115 drills, 29 fractional, 26 letters and 60 wire gage, 1/16" to 1/2" by 64ths, 1 to 60 and A to Z letter sizes.

Empty indexes are available - Price on request.


Drill Gages and Drill Stands



Stock #
12248



Stock #
12250



Stock #
12251

- General's Drill Gages are used to quickly and conveniently identify drill bit sizes.
- Made of heat treated heavy gage steel, machined and ground to close tolerances.
- Hole sizes and decimal equivalents are permanently etched on the face.
- Number 12250 conforms to government specifications GG-G-86b.

Stock Number	Size Range	Dimensions
12248	Letter size drills A to Z.	5" x 2" wide
12249	Number size drills 61 to 80.	3 x 1-1/8" wide
12250	Fractional size drills 1/16 to 1/2 by 64ths.	5" x 2" wide
12251	Number size drills 1 to 60.	5" x 2" wide



Stock #
12249

Drill Stands

- Sturdy metal stand with fractional, number or letter sizes marked for each drill.

Stock Number	Size Range
11850	Letter Sizes A to Z
11900	Fractional Sizes 1/16" to 1/2" by 64ths
11950	Number Sizes #1 to #60



Stock # 11950



Stock # 11850

Carbide Tipped Masonry Drills

Will also cut wood and plastic

Drill Size	O.A. Length	Shank Size	Stock Number
1/8	3	1/8	36000125
3/16	4	3/16	36000187
1/4	4	1/4	36000250
1/4	6	1/4	360002506
9/32	4	1/4	36000281
9/32	6	1/4	260002816
5/16	4	1/4	36000312
5/16	6	1/4	360003126
3/8	4	1/4	36000375
3/8	6	1/4	360003756
7/16	4	1/4	36000437
7/16	6	1/4	360004376
1/2	4	1/4	36000500
1/2	6	3/8	360005006
9/16	6	1/2	36000562
5/8	6	1/2	36000625
11/16	6	1/2	36000687
3/4	6	1/2	36000750
7/8	6	1/2	36000875
1	6	1/2	36001000
13" Long Masonry Drills W/ 9" of flute			
1/4	13	1/4	36500250
5/16	13	1/4	36500312
3/8	13	1/4	36500375
1/2	13	3/8	36500500
5/8	13	1/2	36500625
3/4	13	1/2	36500750
7/8	13	1/2	36500875
1	13	1/2	36501000
1-1/8	13	1/2	36501125
18" Long Masonry Drills W/ 13" of flute			
1/4	18	1/4	36600250
3/8	18	1/4	36600375
1/2	18	3/8	36600500
3/4	18	1/2	36600750
Actual Drill Size of the Masonry Drills are .020 to .025 over nominal size.			



Carbide Tipped Glass & Tile Drill, Spear Point				
Drill Size	Min. Diameter	Shank Size	O.A. Length	Stock Number
1/8	.135	1/8	2-1/4	GLC0125
3/16	.197	3/16	2-9/32	GLC0187
1/4	.260	1/4	2-9/32	GLC0250
5/16	.322	1/4	3	GLC0312
3/8	.385	1/4	3-55/64	GLC0375
1/2	.515	1/4	3-55/64	GLC0500



Stock # GLC0375

Hammer Drill Bits

SDS-Plus® and SDS-Plus Hex/Tapcon®



SDS-Plus®- SR Series

Stock # SR-022

Stock Number	Size	Usable Length	Overall Length
SR-5324	5/32"	2"	4"
SR-001	3/16"	2"	4"
SR-002	1/4"	2"	4"
SR-5325	5/32"	4"	6"
SR-037	3/16"	4"	6"
SR-051	7/32"	4"	6"
SR-003	1/4"	4"	6"
SR-004	5/16"	4"	6"
SR-007	3/8"	4"	6"
SR-011	7/16"	4"	6"
SR-014	1/2"	4"	6"
SR-018	9/16"	4"	6"
SR-022	5/8"	4"	6"
SR-038	3/16"	6"	8"
SR-052	7/32"	6"	8"
SR-060	1/4"	6"	8"
SR-005	5/16"	6"	8"
SR-008	3/8"	6"	8"
SR-026	11/16"	6"	8"
SR-027	3/4"	6"	8"
SR-032	7/8"	6"	8"
SR-023	5/8"	7"	9"
SR-015	1/2"	8"	10"
SR-035	1"	8"	10"
SR-044	3/16"	10"	12"
SR-053	7/32"	10"	12"
SR-062	1/4"	10"	12"
SR-006	5/16"	10"	12"
SR-009	3/8"	10"	12"
SR-012	7/16"	10"	12"
SR-016	1/2"	10"	12"
SR-019	9/16"	10"	12"
SR-024	5/8"	10"	12"
SR-028	3/4"	10"	12"
SR-033	7/8"	10"	12"
SR-045	3/16"	13"	16"
SR-055	7/32"	14"	16"
SR-063	1/4"	14"	16"
SR-010	3/8"	16"	18"
SR-017	1/2"	16"	18"
SR-020	9/16"	16"	18"
SR-025	5/8"	16"	18"
SR-029	3/4"	16"	18"
SR-034	7/8"	16"	18"
SR-036	1"	16"	18"
SR-3822	3/8"	20"	22"
SR-3824	1/2"	22"	24"

SDS-Plus

The versatile Slot Drive System fits all rotary hammers that specify an SDS-Plus Shank. Positive drive slots deliver maximum drilling torque and maximum hammering energy for faster drilling. The manufacturer combined the "Ultra Flute", an asymmetrical spiral design with the popular SDS-Plus Shank to achieve a combination that makes the SR series the fastest drilling carbide-tipped hammer bit of its type!



SDS-Plus Hex/Tapcon® Bits (Masonry Anchor System)


These rotary hammer drill bits are specifically designed for use with Tapcon® concrete screw anchors. Each bit is precisely sized to match the required tolerances necessary to achieve the maximum holding power from self threading concrete screws. These SDS-Plus Hex Style drill bits have a 5/16" hex immediately below the shank, that fits directly into the concrete screw anchor installation tool.

Stock Number	Size	Usable Length	Overall Length
TH-5323	5/32"	2-1/2"	6"
TH-5325	5/32"	4-1/2"	7"
TH-3163	3/16"	2-1/2"	6"
TH-3165	3/16"	4-1/2"	7"

Stock # TH-3163



Percussion/ Hammer Drill Bits – Round Shank



Stock # SS-339

Round Shank –SS Series

Round Shank hammer drill bits are designed for use in hard hitting hammer drills that utilize a 3-jawed, Jacob's type chuck. These extra tough bits will give outstanding performance in the roughest drilling applications. The heat-treated and surface hardened alloy body, coupled with an extra tough percussion carbide tip, will stay sharper longer. The design allows for easy resharping to extend the life of the bit.

Stock Number	Size	Overall Length	Shank Diameter	Stock Number	Size	Overall Length	Shank Diameter
SS-301	1/8"	2-3/4"	1/8"	SS-347	1"	6"	1/2"
SS-302	11/64"	3"	11/64"	SS-350	1-1/8"	6"	1/2"
SS-303	5/32"	3"	5/32"	SS-353	1-1/4"	6"	1/2"
SS-304	3/16"	3"	3/16"	SS-354	1-3/8"	6"	1/2"
SS-307	13/64"	3"	13/64"	SS-355	1-1/2"	6"	1/2"
SS-308	7/32"	3"	1/4"	SS-311	1/4"	12"	1/4"
SS-305	3/16"	4"	3/16"	SS-320	3/8"	12"	5/16"
SS-309	1/4"	4"	1/4"	SS-321	3/8"	12"	3/8"
SS-312	9/32"	4"	1/4"	SS-328	1/2"	12"	3/8"
SS-313	5/16"	4"	1/4"	SS-331	9/16"	12"	3/8"
SS-317	3/8"	4"	1/4"	SS-334	5/8"	12"	1/2"
SS-306	3/16"	6"	3/16"	SS-337	11/16"	12"	1/2"
SS-310	1/4"	6"	1/4"	SS-340	3/4"	12"	1/2"
SS-314	5/16"	6"	1/4"	SS-345	7/8"	12"	1/2"
SS-315	5/16"	6"	5/16"	SS-348	1"	12"	1/2"
SS-318	3/8"	6"	1/4"	SS-351	1-1/8"	12"	1/2"
SS-319	3/8"	6"	3/8"	SS-316	5/16"	18"	5/16"
SS-324	7/16"	6"	3/8"	SS-322	3/8"	18"	5/16"
SS-325	15/32"	6"	3/8"	SS-323	3/8"	18"	3/8"
SS-326	1/2"	6"	1/4"	SS-329	1/2"	18"	3/8"
SS-327	1/2"	6"	3/8"	SS-332	9/16"	18"	3/8"
SS-330	9/16"	6"	3/8"	SS-335	5/8"	18"	1/2"
SS-333	5/8"	6"	1/2"	SS-338	11/16"	18"	1/2"
SS-336	11/16"	6"	1/2"	SS-341	3/4"	18"	1/2"
SS-339	3/4"	6"	1/2"	SS-346	7/8"	18"	1/2"
SS-342	13/16"	6"	1/2"	SS-349	1"	18"	1/2"
SS-343	27/32"	6"	1/2"	SS-352	1-1/8"	18"	1/2"
SS-344	7/8"	6"	1/2"				

Spline-Drive/SDS-Max® Shank Hammer Drills



Stock # RS11-0500



Spline-Drive RS Series

Designed and produced especially for spline-drive hammers. RS Series Spline-Drive bits are held to exacting tolerances to assure perfect fit as well as maximum impact and torque transmission. These Spline-Drive rotary/percussion bits are the best available and are designed with maximum strength to provide maximum life.

Stock Number	Size	Usable Length	Overall Length	Stock Number	Size	Usable Length	Overall Length
RS11-0375	3/8"	6"	11"	RS17-1250	1-1/4"	12"	17"
RS11-0500	1/2"	6"	11"	RS17-1500	1-1/2"	12"	17"
RS11-0625	5/8"	6"	11"	RS23-0500	1/2"	18"	23"
RS11-0750	3/4"	6"	11"	RS23-0625	5/8"	18"	23"
RS11-1000	1"	6"	11"	RS23-0750	3/4"	18"	23"
RS11-1125	1-1/8"	6"	11"	RS23-0875	7/8"	18"	23"
RS17-0375	3/8"	12"	17"	RS23-1000	1"	18"	23"
RS17-0500	1/2"	12"	17"	RS23-1125	1-1/8"	18"	23"
RS17-0562	9/16"	12"	17"	RS23-1250	1-1/4"	18"	23"
RS17-0625	5/8"	12"	17"	RS23-1500	1-1/2"	18"	23"
RS17-0687	11/16"	12"	17"	RS42-1000	1"	36"	42"
RS17-0750	3/4"	12"	17"	RS42-1125	1-1/8"	36"	42"
RS17-0875	7/8"	12"	17"	RS42-1250	1-1/4"	36"	42"
RS17-1000	1"	12"	17"	RS42-1500	1-1/2"	36"	42"
RS17-1125	1-1/8"	12"	17"				



Stock # MP-555



SDS-MAX®

SDS-Max® heavy duty slot drive system maximizes the performance of any rotary hammer that is designed for use with an SDS-Max® drive system. Three positive drive slots and two ball retainer slot are incorporated into the SDS-Max® shank design allowing a SDS-Max® hammer to drill large diameter holes with ease. Bits of 5/8" diameter or larger are equipped with a multi-cutter tip design.

Stock Number	Size	Usable Length	Overall Length	Stock Number	Size	Usable Length	Overall Length
MP015	3/8"	7-1/4"	13-1/4"	MP450	1"	15-3/4"	21-1/4"
MP030	1/2"	7-1/4"	13-1/4"	MP060	1/2"	15"	21-1/2"
MP090	9/16"	7-1/4"	13-1/4"	MP105	9/16"	15"	21-1/2"
MP120	5/8"	7-1/4"	13-1/4"	MP150	5/8"	15-1/4"	21-1/2"
MP225	3/4"	7-1/4"	13-1/4"	MP210	11/16"	15-1/4"	21-1/2"
MP360	7/8"	8"	13-1/4"	MP255	3/4"	15-1/4"	21-1/2"
MP420	1"	8"	13-1/4"	MP510	1-1/8"	17"	22-1/2"
MP045	1/2"	10-3/4"	17"	MP555	1-1/4"	17"	22-1/2"
MP135	5/8"	11"	17"	MP650	1-3/8"	17"	22-1/2"
MP240	3/4"	11"	17"	MP705	1-1/2"	17"	22-1/2"
MP375	7/8"	11-1/2"	17"	MP165	5/8"	22"	28"
MP435	1"	11-1/2"	17"	MP180	5/8"	30-1/4"	36-1/4"
MP495	1-1/8"	11-1/2"	17"	MP285	3/4"	30-1/2"	36-1/4"
MP540	1-1/4"	11-1/2"	17"	MP456	1"	30-3/4"	36-1/4"
MP600	1-3/8"	11-1/2"	17"	MP525	1-1/8"	30-3/4"	36-1/4"
MP690	1-1/2"	11-1/2"	17"	MP630	1-3/8"	30-3/4"	36-1/4"
MP390	7/8"	15-3/4"	21-1/4"				

Percussion / Hammer Core Bits

Percussion / Hammer Core Bodies *(sold separately)* -PC Series

The Hammer Core Bit is designed for heavy duty rotary hammers. The special carbide tip used is intended for continuous hammering action and is combined with extra tough alloy steel body to give maximum performance under the most demanding conditions.

Stock Number	Size	Overall Length	Stock Number	Size	Overall Length
PC-9888	1"	6"	PC-9145	2-3/4"	6"
PC-9999	1-1/8"	6"	PC-9150	3"	6"
PC-9100	1-1/4"	6"	PC-9160	3-1/2"	6"
PC-9110	1-1/2"	6"	PC-9170	4"	6"
PC-9120	1-3/4"	6"	PC-9172	4-1/2"	6"
PC-9130	2"	6"	PC-9173	5"	6"
PC-9140	2-1/2"	6"	PC-9174	6"	6"



Stock # PC-9150



Stock # PC-9200

Percussion / Hammer Core Pilot *(sold separately)*

The Hammer Core Pilot is used to make an initial starting groove and is then removed before further drilling is continued. Hammer core pilot bits are interchangeable with hammer core bodies from 1-1/2" diameter through 6" diameter. *(The hammer core pilot drill will not fit 1" diameter through 1-1/4" diameter core bodies.)*

Stock Number	Description
PC-9200	Interchangeable pilot <i>(fits hammer core bodies sizes 1-1/2" diameter through 6" diameter.)</i>



Stock # PDE-12

Percussion / Hammer Core Extensions *(sold separately)*

PDE Series Extensions have 3/4-10 female threaded ends. These extensions fit the Percussion Core drive shanks. *(They cannot be used with PC9888 or PC9999.)*

Stock Number	Overall Length
PDE-6	6" Extension
PDE-12	12" Extension
PDE-18	18" Extension

(Removal tool & T-750 Threaded Stud included)



Stock # PDE-6

Percussion / Hammer Core Adapters

(sold separately)

Percussion core bit shank adapters have a replaceable 3/4-10 threaded coupler for an extra long working life. You need only replace the threaded adapter if it should wear or break. Due to changes and additions in power tool models, other adapters may be available, but not listed in this catalog.



SDS-MAX®
Stock # PAT-SMAX



SPLINE DRIVE SHANK
Stock # PAT-BOSCH-S



7/16" HEX SHANK
Stock # PAT-726



Stock # T-750
(Threaded Replacement Stud)

T-750

The stud is used to connect the shank to the extension and the extension to the cutter head. Each shank and extension comes with one stud.

High Speed Steel Plexi-Point Drills**Fractional, Number, Metric and Letter Sizes****To cut plexiglas and hard plastics.**

Drills are specially pointed to reduce chipping out when cutting through Plexiglas material.

Fuller
Manufactured

Drill Size	Dec. Equiv.	Flute Length	O.A. Length	Stock Number
1/16	.0625	7/8	1-7/8	14400062
#52	.0635	7/8	1-7/8	14400063
#50	.0700	1	2	14400070
#48	.0760	1	2	14400076
5/64	.0781	1	2	14400078
2.0	.0787	15/16	1-15/16	144000787
#42	.0935	1-1/4	2-1/4	144000935
3/32	.0938	1-1/4	2-1/4	14400093
#40	.0980	1-3/8	2-3/8	14400098
2.5	.0984	1-3/16	2-1/4	144000984
#38	.1015	1-7/16	2-1/2	14400101
7/64	.1094	1-1/2	2-5/8	14400109
#34	.1110	1-1/2	2-5/8	14400111
3.0	.1181	1-5/16	2-13/32	14400118
1/8	.1250	1-5/8	2-3/4	14400125
3.3	.1299	1-7/16	2-9/16	14400129
3.4	.1339	1-17/32	2-3/4	14400133
3.5	.1378	1-3/4	2-7/8	14400137
#28	.1405	1-3/4	2-7/8	144001405
9/64	.1406	1-3/4	2-7/8	14400140
5/32	.1562	2	3-1/8	14400156
4.0	.1575	1-11/16	2-15/16	144001575
#20	.1610	2-1/8	3-1/4	14400161
11/64	.1719	2-1/8	3-1/4	14400171
4.5	.1772	2-3/16	3-3/8	14400177
#14	.1820	2-3/16	3-3/8	14400182
3/16	.1875	2-5/16	3-1/2	14400187
#10	.1935	2-7/16	3-5/8	14400193
5.0	.1968	2-1/16	3-3/8	144001968
13/64	.2031	2-7/16	3-5/8	14400203
#6	.2040	2-1/2	3-3/4	14400204
5.5	.2165	2-1/4	3-21/32	14400216
7/32	.2188	2-1/2	3-3/4	14400218
#2	.2210	2-5/8	3-7/8	14400221
15/64	.2344	2-5/8	3-7/8	14400234
A	.2340	2-5/8	3-7/8	144002340
6.0	.2362	2-1/4	3-21/32	14400236
B	.2380	2-3/4	4	14400238
C	.2420	2-3/4	4	14400242
D	.2460	2-3/4	4	14400246
E (1/4)	.2500	2-3/4	4	14400250
6.5	.2559	2-7/8	4-1/8	14400255
F	.2570	2-7/8	4-1/8	14400257
G	.2610	2-7/8	4-1/8	14400261
17/64	.2656	2-7/8	4-1/8	14400265

Other sizes and lengths - Price on request.

*6" long with 1/2" shank.

29 piece set HSS Plexi Drills 1/16" to 1/2" by 64ths. In metal index -**Stock # 14495029**

Drill Size	Dec. Equiv.	Flute Lgth.	O.A. Lgth.	Stock No. Reg. Pt.
H	.2660	2-7/8	4-1/8	14400266
I	.2720	2-7/8	4-1/8	14400272
7.0	.2756	2-23/32	4-9/32	14400275
J	.2770	2-7/8	4-1/8	14400277
K	.2810	2-15/16	4-1/4	144002810
9/32	.2812	2-15/16	4-1/4	14400281
L	.290	2-15/16	4-1/4	14400290
M	.2950	3-1/16	4-3/8	144002950
7.5	.2953	2-23/32	4-9/32	14400295
19/64	.2969	3-1/16	4-3/8	14400296
N	.3020	3-1/16	4-3/8	14400302
5/16	.3125	3-3/16	4-1/2	14400312
8.0	.3150	2-15/16	4-19/32	14400315
O	.3160	3-3/16	4-1/2	14400316
P	.3230	3-5/16	4-5/8	14400323
21/64	.3281	3-5/16	4-5/8	14400328
Q	.3320	3-7/16	4-3/4	14400332
8.5	.3346	2-15/16	4-19/32	14400334
R	.3390	3-7/16	4-3/4	14400339
11/32	.3438	3-7/16	4-3/4	14400343
9.0	.3543	3-3/16	4-29/32	14400354
23/64	.3594	3-1/2	4-7/8	14400359
9.5	.3740	3-3/16	4-29/32	14400374
3/8	.3750	3-5/8	5	14400375
V	.3770	3-5/8	5	14400377
9.7	.3819	3-7/16	5-1/4	14400381
W	.3860	3-3/4	5-1/8	14400386
25/64	.3906	3-3/4	5-1/8	14400390
10.0	.3937	3-7/16	5-1/4	14400393
X	.3970	3-3/4	5-1/8	14400397
Y	.4040	3-7/8	5-1/4	14400404
13/32	.4062	3-7/8	5-1/4	14400406
Z	.4130	3-7/8	5-1/4	14400413
10.5	.4134	3-7/16	5-1/4	144004134
27/64	.4219	3-15/16	5-3/8	14400421
11.0	.4331	3-11/16	5-19/32	14400433
7/16	.4375	4-1/16	5-1/2	14400437
11.5	.4528	3-11/16	5-19/32	14400452
29/64	.4531	4-3/16	5-5/8	14400453
15/32	.4688	4-5/16	5-3/4	14400468
12.0	.4724	3-31/32	5-15/16	11400472
31/64	.4844	4-3/8	5-7/8	14400484
12.5	.4921	3-31/32	5-15/16	14400492
1/2	.5000	4-1/2	6	14400500
13.0	.5118	3-31/2	5-15/16	14400511
*9/16	.5625	3	6	14400562
*5/8	.6250	3	6	14400625
*3/4	.7500	3	6	14400750

- Other sizes & Left Hand available - Price on request.

Aircraft Extension Bits 6" Overall

NAS 907, Type B, Surface Treated, 135° Split Point

Manufactured to National Aerospace Standard 907. 135° split point is self-centering and reduces thrust. Ideal for drilling in mild steels where extra length for reach is required.



Stock Numbers	Diameter Size	Decimal Equivalent	Flute Length
Fractional 6" Overall			
24000046	3/64*	.0469	3/4
24000062	1/16	.0625	7/8
24000078	5/64	.0781	1
24000093	3/32	.0938	1-1/4
24000109	7/64	.1094	1-1/2
24000125	1/8	.1250	1-5/8
24000140	9/64	.1406	1-3/4
24000156	5/32	.1562	2
24000171	11/64	.1719	2-1/8
24000187	3/16	.1875	2-5/16
24000203	13/64	.2031	2-7/16
24000218	7/32	.2188	2-1/2
24000234	15/64	.2344	2-5/8
24000250	1/4	.2500	2-3/4
24000265	17/64	.2656	2-7/8
24000281	9/32	.2812	2-15/16
24000296	19/64	.2969	3-1/16
24000312	5/16	.3125	3-3/16
24000328	21/64	.3281	3-5/16
24000343	11/32	.3438	3-7/16
24000359	23/64	.3594	3-1/2
24000375	3/8	.3750	3-5/8
24000390	25/64	.3906	3-3/4
24000406	13/32	.4062	3-7/8
24000421	27/64	.4219	3-15/16
24000437	7/16	.4375	4-1/16
24000453	29/64	.4531	4-3/16
24000468	15/32	.4688	4-5/16
24000484	31/64	.4844	4-3/8
24000500	1/2	.5000	4-1/2
Wire 6" Overall			
24100040	#60*	.0400	11/16
24100041	#59*	.0410	11/16
24100042	#58*	.0420	11/16
24100043	#57*	.0430	3/4
24100046	#56*	.0465	3/4
24100052	#55*	.0520	7/8
24100055	#54*	.0550	7/8
24100059	#53*	.0595	7/8
24100063	#52	.0635	7/8
24100067	#51	.0670	1
24100070	#50	.0700	1
24100073	#49	.0730	1
24100076	#48	.0760	1
24100078	#47	.0785	1

*Not Split Point

Stock Numbers	Diameter Size	Decimal Equivalent	Flute Length
Wire Continued			
24100081	#46	.0810	1-1/8
24100082	#45	.0820	1-1/8
24100086	#44	.0860	1-1/8
24100089	#43	.0890	1-1/4
24100093	#42	.0935	1-1/4
24100096	#41	.0960	1-3/8
24100098	#40	.0980	1-3/8
24100099	#39	.0995	1-3/8
24100101	#38	.1015	1-7/16
24100104	#37	.1040	1-7/16
24100106	#36	.1065	1-7/16
24100110	#35	.1100	1-1/2
24100111	#34	.1110	1-1/2
24100113	#33	.1130	1-1/2
24100116	#32	.1160	1-5/8
24100120	#31	.1200	1-5/8
24100128	#30	.1285	1-5/8
24100136	#29	.1360	1-3/4
24100140	#28	.1405	1-3/4
24100144	#27	.1440	1-7/8
24100147	#26	.1470	1-7/8
24100149	#25	.1495	1-7/8
24100152	#24	.1520	2
24100154	#23	.1540	2
24100157	#22	.1570	2
24100159	#21	.1590	2-1/8
24100161	#20	.1610	2-1/8
24100166	#19	.1660	2-1/8
24100169	#18	.1695	2-1/8
24100173	#17	.1730	2-3/16
24100177	#16	.1770	2-3/16
24100180	#15	.1800	2-3/16
24100182	#14	.1820	2-3/16
24100185	#13	.1850	2-5/16
24100189	#12	.1890	2-5/16
24100191	#11	.1910	2-5/16
24100193	#10	.1935	2-7/16
24100196	#9	.1960	2-7/16
24100199	#8	.1990	2-7/16
24100201	#7	.2010	2-7/16
24100204	#6	.2040	2-1/2
24100205	#5	.2055	2-1/2
24100209	#4	.2090	2-1/2
24100213	#3	.2130	2-1/2
24100221	#2	.2210	2-5/8
24100228	#1	.2280	2-5/8

Aircraft Extension Bits 12" Overall

NAS 907, Type B, Surface Treated, 135° Split Point

Manufactured to National Aerospace Standard 907. 135° split point is self-centering and reduces thrust. Ideal for drilling in mild steels where extra length for reach is required.



Stock Numbers	Diameter Size	Decimal Equivalent	Flute Length
Fractional 12" Overall			
24500046	3/64*	.0469	3/4
24500062	1/16	.0625	7/8
24500078	5/64	.0781	1
24500093	3/32	.0938	1-1/4
24500109	7/64	.1094	1-1/2
24500125	1/8	.1250	1-5/8
24500140	9/64	.1406	1-3/4
24500156	5/32	.1562	2
24500171	11/64	.1719	2-1/8
24500187	3/16	.1875	2-5/16
24500203	13/64	.2031	2-7/16
24500218	7/32	.2188	2-1/2
24500234	15/64	.2344	2-5/8
24500250	1/4	.2500	2-3/4
24500265	17/64	.2656	2-7/8
24500281	9/32	.2812	2-15/16
24500296	19/64	.2969	3-1/16
24500312	5/16	.3125	3-3/16
24500328	21/64	.3281	3-5/16
24500343	11/32	.3438	3-7/16
24500359	23/64	.3594	3-1/2
24500375	3/8	.3750	3-5/8
24500390	25/64	.3906	3-3/4
24500406	13/32	.4062	3-7/8
24500421	27/64	.4219	3-15/16
24500437	7/16	.4375	4-1/16
24500453	29/64	.4531	4-3/16
24500468	15/32	.4688	4-5/16
24500484	31/64	.4844	4-3/8
24500500	1/2	.5000	4-1/2
Wire Size 12" Overall			
24600040	#60*	.0400	11/16
24600070	#50	.0700	1
24600073	#49	.0730	1
24600076	#48	.0760	1
24600078	#47	.0785	1

*Not Split Point

Stock Numbers	Diameter Size	Decimal Equivalent	Flute Length
Wire Continued			
24600081	#46	.0810	1-1/8
24600082	#45	.0820	1-1/8
24600086	#44	.0860	1-1/8
24600089	#43	.0890	1-1/4
24600093	#42	.0935	1-1/4
24600096	#41	.0960	1-3/8
24600098	#40	.0980	1-3/8
24600099	#39	.0995	1-3/8
24600101	#38	.1015	1-7/16
24600104	#37	.1040	1-7/16
24600106	#36	.1065	1-7/16
24600110	#35	.1100	1-1/2
24600111	#34	.1110	1-1/2
24600113	#33	.1130	1-1/2
24600116	#32	.1160	1-5/8
24600120	#31	.1200	1-5/8
24600128	#30	.1285	1-5/8
24600136	#29	.1360	1-3/4
24600140	#28	.1405	1-3/4
24600144	#27	.1440	1-7/8
24600147	#26	.1470	1-7/8
24600149	#25	.1495	1-7/8
24600154	#23	.1540	2
24600157	#22	.1570	2
24600159	#21	.1590	2-1/8
24600161	#20	.1610	2-1/8
24600166	#19	.1660	2-1/8
24600169	#18	.1695	2-1/8
24600173	#17	.1730	2-3/16
24600177	#16	.1770	2-3/16
24600185	#13	.1850	2-5/16
24600189	#12	.1890	2-5/16
24600191	#11	.1910	2-5/16
24600193	#10	.1935	2-7/16
24600196	#9	.1960	2-7/16
24600199	#8	.1990	2-7/16
24600201	#7	.2010	2-7/16
24600205	#5	.2055	2-1/2
24600209	#4	.2090	2-1/2
24600213	#3	.2130	2-1/2
24600228	#1	.2280	2-5/8

Threaded Shank Drills

High Speed Steel, Carbon and Carbide Tipped

7/16-14 Threaded Shanks 4-1/2" O.A.

Designed for use in multi spindle boring machines, all drills are 4-1/2" overall and have 7/16-14 threaded shanks.
All have 3" of twist except the extended shank series, which have 1-3/4" of twist.



Stock Numbers: All available in Left Hand Twist, change Fourth digit to 5.

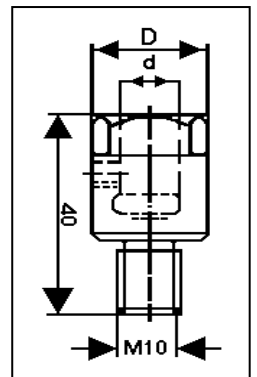
Drill Size	#420 Carbon Reg Point WHILE SUPPLIES LAST!	#421 HSS Reg Point	#422 Carbon Brad Point	#423 HSS Brad Point	#424 Carbon Extended Shank Brad Pt. WHILE SUPPLIES LAST!	#425 HSS Extended Shank Brad Pt.	#426 Carbide Tipped Brad Point	#164 Carbon Screw Point WHILE SUPPLIES LAST!
1/8	42000125	X	42200125	X	X	X	X	X
5/32	X	X	42200156	X	X	X	X	X
3/16	42000187	X	42200187	42300187	X	42500187	X	X
7/32	42000218	X	42200218	42300218	X	X	X	X
1/4	X	42100250	42200250	42300250	42400250	42500250	42600250	X
17/64	X	X	42200265	X	X	X	X	X
9/32	42000281	42100281	42200281	42300281	X	X	42600281	X
5/16	42000312	42100312	42200312	42300312	42400312	42500312	42600312	1640312
11/32	42000343	X	42200343	42300343	X	X	X	X
3/8	42000375	42100375	42200375	42300375	42400375	42500375	42600375	X
25/64	X	42100390	42200390	42300390	X	42500390	42600390	X
13/32	X	X	42200406	X	X	X	X	X
7/16	42000437	42100437	42200437	42300437	X	42500437	42600437	X
29/64	X	X	42200453	42300453	X	X	X	X
15/32	42000468	X	42200468	X	X	X	X	X
1/2	42000500	42100500	42200500	42300500	42400500	42500500	42600500	1640500
33/64	X	X	42200515	X	X	X	X	X
9/16	42000562	X	42200562	42300562	X	X	X	X
5/8	42000625	X	42200625	42300625	X	X	42600625	X
11/16	X	X	42200687	42300687	X	X	X	X
3/4	42000750	X	42200750	42300750	X	X	42600750	X
7/8	X	X	42200875	42300875	X	X	X	X
1	X	X	42201000	42301000	X	X	42601000	X

Metric Chuck Adapters

Stock Number	Inside Diameter	Outside Diameter	Threaded Shanks	Overall Length	Rotation Direction
D0013R	10mm	20mm	10mm	40mm	Right
D0013L	10mm	20mm	10mm	40mm	Left



Metric Chuck



Boring Chucks W/ 7/16-14 R.H. & L.H. Thread 2-5/8" O.A. - 2" Deep - 1" O.D.

Stock No. Right Hand	Stock No. Left Hand	Drill & Shank Size
10125R	10125L	1/8
10156R	10156L	5/32
10187R	10187L	3/16
10218R	10218L	7/32
10250R	10250L	1/4
10281R	10281L	9/32
10312R	10312L	5/16
10375R	10375L	3/8
10393R	10393L	10 mm
10437R	10437L	7/16
10500R	10500L	1/2



Right Hand

Left Hand

To accept straight shank drill.

Adjustable Drill Chuck 7/16-14" Threaded Shank	
Chuck Capacity	Stock Number
1/32-1/4	74003
1/32-3/8	74004
5/64-1/2	74005



Carbide Boring Tools

Carbide Tipped Drills

Brad Point Right or Left hand cutting. With chucking surface and adjustable set screw.

450 & 4505 Series 37 mm Cutting Length
 57 mm Overall Length
 460 & 4605 Series 47 mm C.L.
 70 mm O.A.

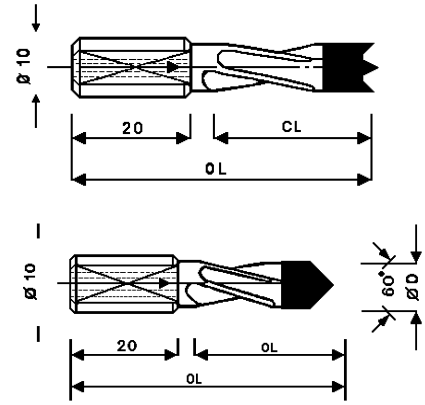
60 Degree point for clean through boring.
 Right or Left hand cutting. With chucking surface and adjustable set screw.

470 & 4705 Series 35 mm C.L.
 58 mm O.A.
 480 & 4805 Series 45 mm C.L.
 70 mm O.A.

Drill Size	Stock No. 450 Series BP RH	Stock No. 4505 Series BP LH	Stock No. 460 Series BP RH	Stock No. 4605 Series BP LH	Stock No. 470 Series 60 RH	Stock No. 4705 Series 60 LH	Stock No. 480 Series 60 RH	Stock No. 4805 Series 60 LH
4 mm	45000157	45050157	46000157	46050157	47000157	47050157	48000157	48050157
4.5mm	X	X	X	X	X	X	48000177	48050177
3/16	45000187	45050187	46000187	46050187	X	X	X	X
5 mm	45000196	45050196	46000196	46050196	47000196	47050196	48000196	48050196
5.2mm	45000204	45050204	46000204	46050204	X	X	X	X
5.5mm	45000216	45050216	46000216	46050216	X	X	48000216	48050216
6 mm	45000236	45050236	46000236	46050236	47000236	47050236	48000236	48050236
1/4	45000250	45050250	46000250	46050250	47000250	47050250	48000250	48050250
6.5mm	45000255	45050255	46000255	46050255	X	X	48000255	48050255
6.7mm	45000263	45050263	46000263	46050263	X	X	X	X
7 mm	45000275	45050275	46000275	46050275	47000275	47050275	48000275	48050275
7.5mm	X	X	46000295	46050295	X	X	X	X
8 mm	45000315	45050315	46000315	46050315	47000315	47050315	48000315	48050315
8.2mm	45000322	45050322	X	X	X	X	X	X
9 mm	45000354	45050354	46000354	46050354	47000354	47050354	48000354	48050354
3/8	45000375	45050375	46000375	46050375	X	X	48000375	48050375
10 mm	45000393	45050393	46000393	46050393	47000393	47050393	48000393	48050393
11 mm	45000433	45050433	46000433	46050433	X	X	48000433	48050433
7/16	X	X	46000437	46050437	47000437	47050437	48000437	48050437
12 mm	45000472	45050472	46000472	46050472	47000472	47050472	48000472	48050472
1/2	45000500	45050500	46000500	46050500	X	X	48000500	48050500
14 mm	45000551	45050551	46000551	46050551	X	X	X	X
5/8	45000625	45050625	46000625	46050625	X	X	X	X

All have 10 mm diameter shanks that are 20 mm long with an adjustable set screw.

X = Not available



Stock # 45000196



Stock # 46000275



Stock # 47000393



Stock # 48000433

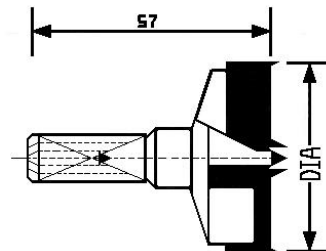
Carbide Tipped Boring Bits

Bit Size	Stock No. Right Hand	Stock No. Left Hand
15mm	44000590	44050590
5/8	44000625	44050625
16mm	44000629	44050629
18mm	44000708	44050708
3/4	44000750	44050750
20mm	44000787	44050787
22mm	44000866	44050866
7/8	44000875	X
24mm	44000944	44050944
25mm	44000984	44050984
26mm	44001023	44051023
28mm	44001102	44051102
30mm	44001181	44051181
32mm	44001259	44051259
34mm	44001338	44051338
35mm	44001378	44051378
36mm	44001417	44051417
38mm	44001496	44051496
40mm	44001574	44051574


All have 10mm diameter shanks and are 57mm overall length with an adjustable set screw



Stock # 44000875



Carbide Tipped Adjustable Boring Bits, Wood Auger Bits & Screw Point Double Spur Machine Bits



Carbide Tipped Adjustable Boring Bits with 3/8" Shanks	
Stock No.	Range
403060	30-60 mm Approx. 1-3/16 to 2-5/16
403080	60-80 mm Approx. 2-5/16 to 3 1/8

Screw Point Double Spur Machine Bits

Made of high carbon steel designed to increase chip removal for faster drilling. Available 6-1/4" overall with 4" of twist and 8-1/4" overall with 6" twist. All Sizes have 1/2" shanks except sizes over 1-3/4" which have 3/4" shanks.



Stock # 15020006

Stock Numbers			
Diameter	6-1/4" Overall 4" Twist	8-1/4" Overall 6" Twist	Shank Size
3/8	15003754	15003756	1/2
7/16	15004374	15004376	1/2
1/2	15005004	15005006	1/2
9/16	X	15005626	1/2
5/8	15006254	15006256	1/2
11/16	X	15006876	1/2
3/4	15007504	15007506	1/2
13/16	X	15008126	1/2
7/8	15008754	15008756	1/2
15/16	X	15009376	1/2
1	15010004	15010006	1/2
1-1/2	X	X	1/2
1-3/4	X	15017506*	1/2

X = Not available

* = While supply lasts only

The Eliminator

Carbide Tipped Wood Auger Bits With 7/16" Hex Shank and Power Groove

Carbide Tip combined with hardened steel cutting edge allows the Eliminator to bore holes in all types of wood quickly, leaving little or no residue. A truly clean, smooth hole is produced. The Eliminator requires less torque to operate and can be used with electric, air or gasoline powered drill motors. The lead screw is replaceable.



Stock # ER72112


9" Twist 12" OAL 7/16" Hex	
Stock Number	Size
ER70908	1/2
ER70909	9/16
ER70910	5/8
ER70911	11/16
ER70912	3/4
ER70913	13/16
ER70914	7/8
ER70915	15/16
ER70916	1
ER70917	1-1/16
ER70918	1-1/8
15" Twist 18" OAL 7/16" Hex	
Stock Number	Size
ER71508	1/2
ER71509	9/16
ER71510	5/8
ER71511	11/16
ER71512	3/4
ER71513	13/16
ER71514	7/8
ER71515	15/16
ER71516	1
ER71517	1-1/16
ER71518	1-1/8
21" Twist 24" OAL 7/16" Hex	
Stock Number	Size
ER72108	1/2
ER72109	9/16
ER72110	5/8
ER72111	11/16
ER72112	3/4
ER72113	13/16
ER72114	7/8
ER72115	15/16
ER72116	1
ER72117	1-1/16
ER72118	1-1/8
33" Twist 36" OAL 7/16" Hex	
Stock Number	Size
ER73308	1/2
ER73309	9/16
ER73310	5/8
ER73311	11/16
ER73312	3/4
ER73313	13/16
ER73314	7/8
ER73315	15/16
ER73316	1
ER73317	1-1/16
ER73318	1-1/8

Wood Auger Bits and Extension Shanks

Size	Stock Numbers					
	Ship Augers 12" Twist		Pole Bits Hex Shank			Barefoot Hex Shank
	Hex Shank	Sq. Taper Shank	12" Twist	18" Twist	24" Twist	12" Twist
1/4	X	57000250S	X	X	X	*POR
5/16	X	57000312S	X	X	X	<i>Auger bits are not made to cut accurately sized holes. Oversized clearance holes will always result. A barefoot auger bit will usually cut smaller than one with a screw point but, in no instance can a precise diameter be depended upon</i>
3/8	57000375H	57000375S	X	X	X	
7/16	57000437H	57000437S	X	X	X	
1/2	57000500H	57000500S	X	X	X	
9/16	57000562H	57000562S	57300562	57100562	57200562	
5/8	57000625H	57000625S	57300625	57100625	57200625	
11/16	57000687H	57000687S	57300687	57100687	57200687	
3/4	57000750H	57000750S	57300750	57100750	57200750	
13/16	57000812H	57000812S	57300812	57100812	57200812	
7/8	57000875H	57000875S	X	57100875	57200875	
15/16	57000937H	57000937S	X	57100937	57200937	
1	57001000H	57001000S	X	57101000S	57201000	
1-1/16	57001062H	57001062S	X	X	57201062	
1-1/8	57001125H	57001125S	X	X	X	
1-3/16	57001187H	X	X	X	X	
1-1/4	57001250H	57001250S	X	X	X	
1-5/16	57001312H	X	X	X	X	
1-3/8	57001375H	X	X	X	X	
1-1/2	57001500H	57001500S	X	X	X	
1-5/8	57001625H	X	X	X	X	
1-3/4	57001750H	X	X	X	X	
2	57002000H	X	X	X	X	

*POR- Price on Request X = Not available

<p>- Square Taper Shanks - Fit hand braces only Square Taper can be cut off for use in power drills on request.</p>	<p>- Hex Shanks - For power drills with 3 jaw chucks Sizes 3/8 thru 1/2 have 5/16 hex Larger have 7/16 hex</p>
--	---



Barefoot



Pole Bit



Ship Auger

Stock #
5730812

Extension Shanks

Stock Number	Dia.	O.A. Lgth.	Use
72006004	1/4"	6"	follows 5/8" and larger drills.
72012000	1/4"	12"	follows 5/8" and larger drills
72018000	1/2"	18"	to fit 7/16" hex or 1/2" rd. shank follows 1-1/16" and larger drills
72018005	23/64	18"	to fit 5/16" hex shank follows 11/16" and larger drills.

See more extensions on page 75.



Stock # 72006004



Stock # 72018005

Solid Center & Machine Auger Bits



Stock # 47724

Solid Center Wood Auger Bits 477 Series 18" Overall with a 12" Twist	
Diameter	Stock Number
1/4"	47704
5/16"	47705
3/8"	47706
7/16"	47707
1/2"	47708
9/16"	47709
5/8"	47710
11/16"	47711
3/4"	47712
13/16"	47713
7/8"	47714
15/16"	47715
1"	47716
1-1/8"	47718
1-1/4"	47720
1-1/2"	47724



Solid Center
or
Machine Bit

Machine Auger Bits 1/2" Round Shank				
Size	Stock Numbers			
Diameter	8" Overall 6" Twist	10" Overall 8" Twist	12" Overall 10" Twist	14" Overall 12" Twist
3/8"	45306	45406	X	45606
7/16"	45307	45407	X	X
1/2"	45308	X	X	45608
9/16"	45309	45409	X	X
5/8"	45310	X	X	45610
11/16"	45311	45411	X	45611
3/4"	45312	45412	X	45612
13/16"	45313	X	45513	45613
7/8"	45314	X	X	45614
1"	45316	X	45516	45616

X = Not available



Series #
453

Series #
454

Series #
455

Series #
456

Bell Hanger Drills (Installer Bits) Round Shank (Carbon Steel) and Carbide Tipped

Round Shank			Carbide Tipped Round Shank	
Size	Shank Diameter	Stock Number	Shank Size	Stock Number
12" Overall Length				
3/16	X	X	X	X
1/4	.230	812R0250	1/4	BH-1412
5/16	.285	812R0312	5/16	BH-51612
3/8	.370	812R0375	3/8	BH-3812
7/16	.370	*812R0437	X	X
1/2	.370	812R0500	3/8	BH-1212
9/16	.370	812R0562	X	X
5/8	.370	812R0625	X	X
11/16	.370	*812R0687	X	X
3/4	.370	812R0750	X	X
18" Overall Length				
3/16	X	X	X	X
1/4	.230	818R0250	1/4	BH-1418
5/16	.285	818R0312	5/16	BH-51618
3/8	.370	818R0375	3/8	BH-3818
7/16	.370	818R0437	X	X
1/2	.370	818R0500	3/8	BH-1218
9/16	.370	818R0562	X	X
5/8	.370	818R0625	X	X
11/16	.370	X	X	X
3/4	.370	X	X	X
24" Overall Length				
3/16	X	X	X	X
1/4	.230	824R0250	1/4	BH-1424
5/16	.285	824R0312	5/16	BH-51624
3/8	.370	824R0375	3/8	BH-3824
1/2	.370	824R0500	3/8	BH-1224
30" Overall Length				
1/4	.230	830R0250	X	X
5/16	.285	830R0312	X	X
3/8	.370	830R0375	X	X
1/2	.370	830R0500	X	X
36" Overall Length				
1/4	X	X	1/4	BH-1436
5/16	X	X	5/16	BH-51636
3/8	X	X	3/8	BH-3836
1/2	X	X	3/8	BH-1236
48" Overall Length				
1/4	X	X	1/4	BH-1448
5/16	X	X	5/16	BH-51648
3/8	X	X	3/8	BH-3848
1/2	X	X	3/8	BH-1248

X = Not available

* = Only while supplies last!

Carbide Tipped Round Shank

Stock # BH-3812



Round Shank

Stock # 812R0375



Snappy Drill Guides and Self Centering Bits

Speedy, accurate drilling with Self-Centering **Drill Guides**
Saves hours of time accurately drilling holes for hinges,
Door butts, window pulls, window latches, door latch bolts,
Striker plates and all hardware using screws.

Size	Hex Shank	Screw Size	Drill Size	Series 732 Stock Number
#3	1/4	3 & 4	5/64	73200078
#5	1/4	5 & 6	7/64	73200109
#9	1/4	8, 9 & 10	9/64	73200140
#12	1/4	12	11/64	73200171
5.0mm	1/4	Shelf Pin	5.0mm	73200196
#14	1/4	14	13/64	73200203
1/4"	1/4	Shelf Pin	1/4"	73200250



Series #732

Replacement Springs, Washers & Set Screws		
Size	Drill Size	Series 732 Stock Number
Springs		
#3, #5, #9	5/64, 7/64, 9/64	73203078
#12, #14	11/64, 13/64	73203171
5.0mm, 1/4"	5.0mm, 1/4"	73203196
Brass Washers		
#3	5/64	73230078
#5	7/64	73230109
#9	9/64	73230140
#12	11/64	73230171
5.0mm	5.0mm	73230196
#14	13/64	73230203
1/4"	1/4"	73230250
Set Screws		
1/4-28 X 3/16"		STSCR011



Set Screw

Washer

Spring

Replacement Drills & Guides		
Size	Drill Size	Series 732 Stock Number
Drills		
#3	5/64	73201078
#5	7/64	73201109
#9	9/64	73201140
#12	11/64	73201171
5.0mm	5.0mm	73201196
#14	13/64	73201203
1/4"	1/4"	73201250
Guides		
#3	5/64	73202078
#5	7/64	73202109
#9	9/64	73202140
#12	11/64	73202171
5.0mm	5.0mm	73202196
#14	13/64	73202203
1/4"	1/4"	73202250



Drill

Guide


X = Not available

Self-Ejecting Plug Cutters

Stock Numbers			
Plug Size	Spiral Type	Barrel Type	Spiral Carbide Tipped
1/4	X	9B0250	X
5/16	X	9B0312	X
3/8	14000375	9B0375	140CT0375
7/16	X	9B0437	X
1/2	14000500	9B0500	140CT0500
9/16	X	9B0562	X
5/8	14000625	9B0625	140CT0625
11/16	X	9B0687	X
3/4	14000750	9B0750	140CT0750
13/16	X	9B0812	X
7/8	X	9B0875	X
15/16	X	9B0937	X
1	14001000	9B1000	140CT1000
1-1/8	X	9B1125	X
1-1/4	X	9B1250	X
1-3/8	X	9B1375	X
1-1/2	X	9B1500	X
1-3/4	X	9B1750	X
2	X	9B2000	X

X = Not available

Self Ejecting Plug Cutters will eject up to 1" long plugs, but will cut up to 2" long plugs.



Spiral Type

Barrel Type

Spiral Carbide Tipped

Spade Bits

Cutting Dia.	Stock No 6"	Stock No 16"
1/4	*74000250	X
5/16	X	X
3/8	X	74200375
7/16	X	X
1/2	X	74200500
9/16	X	X
5/8	X	X
11/16	X	X
3/4	X	74200750
13/16	X	X
7/8	X	74200875
15/16	X	X
1	X	74201000
1-1/8	X	X
1-1/4	X	X
1-3/8	*74001375	X
1-1/2	X	X

***740 Series only available while supplies last!**

Speed Bore '2000'
For wood, bores two times faster. Lasts three times longer. 6" and 16" overall length.



Stock # 74001375



Stock # 74201000

Lock-N-Load™ 4" and 6" SPEEDBORE® Bits		
Diameter	Stock No 4"	Stock No 6"
1/4"	X	90304
5/16"	X	90305
3/8"	X	90306
7/16"	X	90307
1/2"	90208	90308
9/16"	X	90309
5/8"	90210	90310
11/16"	X	90311
3/4"	90212	90312
13/16"	X	90313
7/8"	90214	90314
15/16"	X	90315
1"	90216	90316
1-1/8"	X	90318
1-1/4"	90220	90320
1-3/8"	X	90322
1-1/2"	90224	90324



Stock # 90316

Spade Bit Sets	Stock No.
Set of 3 - In plastic Pouch 1/2" to 1" by 1/4.	*74090003
Set of 13 - In Plastic Pouch contains one each 1/4" to 1" by 1/16ths.	*74090013
Set of 6 - In metal rack contains one each 3/8" to 1" by 1/8ths	*74091006
Set of 13 - In metal rack contains one each 1/4" to 1" by 1/16ths.	*74091013
Set of 3 - 4" Long Lock-N-Load with 1/2, 3/4 and 1" carded	90243
Set of 3 - 6" Long Lock-N-Load with 1/2, 3/4 and 1" carded	90343
Set of 4 - 6" Long Lock-N-Load with 1/2, 3/4, 1" and 6" extension pouched	90344
Set of 6 - 6" Long Lock-N-Load with 3/8, 1/2, 5/8, 3/4, 7/8 and 1" pouched	90346
Set of 13 - 6" Long Lock-N-Load 1/4" to 1-1/16" by 1/16ths	903913



Stock # 903913

X = Not available

Adjustable Boring Bits



Stock # 2R



Stock # 2T

Lockhead Adjustable Wood Bits Drill Press			
Stock Number	Boring Range	Shank Size	Overall Length
1R	5/8" - 1-3/4"	9/32"	5-1/2"
2R	7/8 - 3"	11/32"	6-1/2"

Lockhead Adjustable Wood Bit Hand Brace			
Stock Number	Boring Range	Shank Size	Overall Length
*1T	5/8" - 1-3/4"	Square Taper	7-1/8"
2T	7/8" - 3"	Square Taper	8-1/8"

Replacement Parts for all Adjustable Bits		
Stock Number	Cutting Range	Fits Stock Number
44031	5/8" - 1"	1R
44032	1" - 1-3/4"	1R
44233	7/8" - 1-3/4"	2R
44234	1-3/4 - 3"	2R



Stock #'s 44233, 44234 & 44235

Only Available While Supplies Last!

Multi Spur Bits

Multi-Spur Machine Bits

For Wood
1/2" Shank
6" O.A. Length



Series #
550

Carbon Steel

Multiple outlining spurs produce clean holes in wood and some plastics.



Series #
560

Carbide Tipped

Carbide Tipped Spur Bits are not recommended for hand held equipment. Smaller sizes thru 1" have carbide on every other tooth.



Series #
812

Carbide Tipped Three Wing Drill

Designed to bore Plastic, Plexiglas, Formica, Tempered Masonite, and other abrasive materials as well as hardwood. All have 1/2" shank diameter and are 6" overall.

Stock Numbers			
Cutting Dia	Series # 550 Carbon Multi Spur Bit	Series # 560 Carbide Multi Spur Bit	Series # 812 Carbide Tipped 3-wing
1/2	55000500	56000500	81200500
9/16	55000562	56000562	81200562
5/8	55000625	X	81200625
11/16	55000687	56000687	81200687
3/4	55000750	56000750	81200750
13/16	55000812	56000812	81200812
7/8	55000875	56000875	81200875
15/16	55000937	56000937	X
1	55001000	56001000	81201000
1-1/16	55001062	56001062	X
1-1/8	55001125	56001125	81201125
1-3/16	55001187	56001187	X
1-1/4	55001250	56001250	81201250
1-5/16	55001312	56001312	X
1-3/8	55001375	56001375	81201375
1-7/16	55001437	56001437	X
1-1/2	55001500	56001500	81201500
1-9/16	55001562	56001562	X
1-5/8	55001625	56001625	81201625
1-11/16	55001687	56001687	X
1-3/4	55001750	56001750	81201750
1-13/16	55001812	56001812	X
1-7/8	55001875	56001875	81201875
1-15/16	55001937	56001937	X
2	55002000	56002000	81202000
2-1/8	55002125	56002125	81202125
2-1/4	55002250	56002250	81202250
2-3/8	55002375	56002375	X
2-1/2	55002500	56002500	81202500
2-5/8	55002625	56002625	X
2-3/4	55002750	56002750	X
2-7/8	55002875	56002875	X
3	55003000	56003000	X
3-1/8	55003125*	X	X
3-1/4	55003250*	56003250*	X
3-3/8	X	X	X
3-1/2	55003500*	56003500*	X
3-5/8	X	X	X
3-3/4	55003750*	#56003750*	X
3-7/8	X	X	X
4	55004000*	56004000*	X

Multi-spur Counterbores

All sizes have a 1/2" hole and one set screw.

Stock Number	Diameter
1201125	1-1/8
1201250	1-1/4
1201375	1-3/8
1201500	1-1/2
1201625	1-5/8
1201750	1-3/4
1201875	1-7/8
1202000	2
1202125	2-1/8
1202250	2-1/4
1202500	2-1/2



Stock #
1202000

*Sizes 3-1/8" and larger are available with 3/4" shank, add S to end of stock number.

X = Not available
= While Supplies Last

Forstner Bits

Forstner Bits are the superior boring bits for woodworking because they give you perfectly smooth, flat bottom and clean-sided holes in nearly every material. They will bore overlapping holes and pocket holes for greater versatility. Use them in portable drills and drill presses.



Series # 909



Series # 060

Stock Numbers		
Cutting Diameter	Series 060 Forstner Bit	Series 909 Forstner Bit
3/16	X	90900187
1/4	06000250	90900250
5/16	06000312	90900312
3/8	06000375	90900375
10mm	X	90900393
7/16	06000437	90900437
12mm	X	90900472
1/2	06000500	90900500
14mm	X	90900551
9/16	06000562	90900562
15mm	X	90900590
5/8	06000625	90900625
16mm	X	90900629
11/16	06000687	90900687
18mm	X	90900708
3/4	06000750	90900750
20mm	X	90900787
13/16	06000812	90900812
7/8	06000875	90900875
15/16	06000937	90900937
25mm	X	90900984
1	06001000	90901000
1-1/16	06001062	90901062
1-1/8	06001125	90901125
30mm	X	90901181
1-3/16	06001187	90901187
1-1/4	06001250	90901250
1-5/16	06001312	90901312
1-3/8	06001375	90901375
35mm	X	90901377
1-7/16	06001437	90901437
1-1/2	06001500	90901500
1-9/16	X	90901562
40mm	X	90901574
1-5/8	06001625	90901625
1-11/16	X	90901687
1-3/4	06001750	90901750
1-13/16	X	90901812
1-7/8	06001875	90901875
1-15/16	X	90901937
2	06002000	90902000
2-1/16	X	90902062
2-1/8	06002125	90902125
2-1/4	06002250	X
2-5/16	X	X
2-3/8	06002375	X
2-1/2	06002500	X
2-9/16	X	X
2-5/8	06002625	X
2-3/4	06002750	X
2-7/8	06002875	X
3	06003000	X

Series 909 Specifications:
 Manufactured to exacting tolerances using forged, heat treated steel. Designed with a centering point, periphery cutting edge, 2 edges and recessed cylindrical shank. Made in Austria.

All sizes are 3-1/2" overall.

Fractional sizes:
 1/4" to 7/16" have 1/4" shanks.
 1/2" to 11/16" have 5/16" shanks.
 3/4" to 2-1/8" have 3/8" shanks.

Metric sizes:
 10m to 30m have 8m shanks.
 35m to 40m have 10m shanks.

Series 060 Specifications:
 For smooth, round or oval boring. Cuts perfectly flat bottom holes and will bore any part of a circle leaving a true polished surface. It can be guided in any direction without regard to the grain of the wood or knots. Unlike other bits, this style Forstner is guided by its circular rim. **It does not have a center point.**

1/4" and 5/16" are 5" long and have 5/16" shanks. 3/8" is 5" long with 3/8" shank. 7/16" through 1-3/8" are 5" long with 1/2" shanks. 1-7/16" through 2-1/8" are 6-3/4" long with 1/2" shanks. 2-1/4" through 3" are 6-3/4" long with 1/2" shanks.

Series 909 Forstner Bit Sets	
Stock Numbers	Set Description
90990007	7 pc. 1/4, 3/8, 1/2, 5/8, 3/4, 7/8, 1"
90990016	16 pc. (1/8" increments) 1/4, 3/8, 1/2, 5/8, 3/4, 7/8, 1, 1-1/8, 1-1/4, 1-3/8, 1-1/2, 1-5/8, 1-3/4, 1-7/8, 2, 2-1/8"
909900166	16 pc. (1/16" increments) 3/16, 5/16, 7/16, 9/16, 11/16, 13/16, 15/16, 1-1/16, 1-3/16, 1-5/16, 1-7/16, 1-9/16, 1-11/16, 1-3/16, 1-5/16, 2-1/16"
90990016M	16 pc. (Metric) 10, 12, 15, 18, 20, 22, 24, 25, 26, 28, 30, 35, 38, 40, 45, 50.



Stock # 90990007



Stock # 909900166

X = Not available

High Alloy Steel Plumbits and Self Feed Wood Bits



Stock #
52229

Included are:
Course Center Screw
Hex Key

High Alloy Steel Plumbits

Series # 522

Applications:

Perfect for the Plumber, Electrician or other tradesman who needs clean cutting performance in boring holes for running pipe and conduit.

Features:

New one-piece assembly.

Cuts faster than a Hole Saw through wood framing, even through nails and wood knots. Replaceable center guide screw. Self feed blade bites quickly and deeply without slowdown for scrap lockup. Equipped with a fine center screw for hardwoods, a course screw for softwoods, and Hex Key for easy changeovers.



Stock #
43032

Included are:
Extra Fine Center Screw
Extra Set Screw
Hex Key

Self Feed Wood Bits

Series # 430

Drill large holes in wood for pipe, conduit and other applications. Effortless cutting even in gummy wood. Each bit is packaged with one hex key and two feed screws.

Plumbit Series # 522		
Only Available While Supplies Last!		
Cutting Diameter	Stock Number	Shank Size
1	52231	7/16 Hex
1-1/8	52232	7/16 Hex
1-1/4	52233	7/16 Hex
1-3/8	52234	7/16 Hex
1-1/2	52235	7/16 Hex
1-3/4	52236	7/16 Hex
2	52229	7/16 Hex
2-1/8	52237	7/16 Hex
2-1/4	52238	7/16 Hex
2-9/16	52239	7/16 Hex
3-5/8	52240	1/2 Round
4-5/8	52168	1/2 Round

Plumbit Accessories	
Stock No.	Description
Extension Shanks	
42540	4" x 7/16 Hex
44083	9" x 7/16 Hex
44081	12" x 7/16 Hex
44082	18" x 7/16 Hex
44080	24" x 7/16 Hex
Replacement Screw Pilots	
42411	1/4" x 1-1/2" course
42722	1/4" x 1-1/2" fine
43945	3/8" x 2" for 3-5/8" & 4-5/8"
Set Screws and Keys	
42410	1/4" - 20 x 1/4" set screw
K0125	1/8" hex key



Stock #
42540

Stock #
44081



Stock #
42410

Self Feeding Wood Bits Series #430		
Cutting Diameter	Stock Number	Shank Size
1	43016	7/16 Hex
1-1/8	43018	7/16 Hex
1-1/4	43020	7/16 Hex
1-3/8	43022	7/16 Hex
1-1/2	43024	7/16 Hex
1-3/4	43028	7/16 Hex
2	43032	7/16 Hex
2-1/8	43034	7/16 Hex
2-1/4	43036	7/16 Hex
2-9/16	43041	7/16 Hex
3	43047	7/16 Hex
3-5/8	43058	7/16 Hex
4-5/8	43074	7/16 Hex

*Extension shanks for the Plumbits will also work on the Series # 430 Self Feeding Wood Bits.

Warning
Cutting tools may shatter when broken. The wearing of eye protection is strongly advised in the vicinity of their use.

Woodchuck Drills



Stock #
QH234

Woodchuck Self-Feed Drills

Size	Stock Number
7/8"	QH78
1-3/16"	QH1316
1-3/8"	QH138
1-1/2"	QH112
1-3/4"	QH134
2"	QH200
2-1/8"	QH218
2-1/4"	QH214
2-9/16"	QH2916
2-3/4"	QH234

* Drill Tip comes with Tips and Set Screws. All Tips have a 3/8-24 thread.

The **Woodchuck** Drilling System is very similar to the old Planetor Bits in our last catalog but with a number of improvements. Machined from a solid piece of steel and hardened for long tool life, one shaft fits all drill heads. Drill more holes per hour and sharpen easily with a flat file.

All bits have 3/8-24 threads.



Stock #'s QS60 & QH1316



Stock #
QS60



Stock #
QH1316

Woodchuck Replacement Parts

Stock Number	Description
Tips	
QT156	Fits 7/8" - 1-1/2"
QT193	Fits 1-3/4" - 2-3/4"
Set Screws	
QA1428	Fits All
Shafts	
QS35	3.5"
QS60	6"
QS120	12"
QS180	18"
QS240	24"



Stock #
QT156



Stock #
QA1428

Circle Cutters

Produce precision circle holes in sheet metal, brass, copper, soft steel, aluminum, plastic, wood and composition materials. Cutting blades are made of High Speed Steel.


Cutters are adjustable for cutting variable diameter holes. A hex wrench is included for diameter and depth adjustments.



Stock #
4C



Stock #
5B



Stock #
55



Stock #
6C



Stock #
5B-C

Stock Number	Capacity	Shank Size	Drill Size	Cutter Size
4C	7/8" to 4"	3/8	11/64	3/16
5B	1" to 6"	3/8	1/4	3/16
55	1-3/4" to 8"	1/2	1/4	1/4
6C	1" to 6"	3/8	1/4	9/32

Replacement parts

5B-C	Cutter Blade for #5B & #4C 3/16"
55-C	Cutter Blade for #55 1/4"
6C-C	Cutter Blade for #6C 9/32"
4-P	Pilot Drill for #4C Circle Cutter 11/64"
5-P	Pilot Drill for #5B, #6C & #55 Circle Cutters 1/4"



Stock #
5-P

Warning
Cutting tools may shatter when broken. The wearing of eye protection is strongly advised in the vicinity of their use.

Caution these cutters should not be used in portable hand held equipment.

Mortising Chisels and Bits

No. 28 Regular Hollow Mortising Chisel



For making square mortises in one stroke, and oblong mortises with each succeeding stroke. 4" blade, 5-1/2" overall length. 1/4" and 5/16" sizes have reinforced blade.

No. 1-28 Hollow Chisel Bits For 4" Blade Hollow Chisels



Bits have knife edged spurs and no point.

Stock Number	Size	Shank		Mortising Depth	Stock Number	Size	Bits		Twist Lgth.	O.A. Lgth.
		Dia.	Length				Dia.	Length		
280250	1/4	5/8	1-1/2	1-7/8	1-280250	1/4	3/16	5-3/4	3-1/4	9
280312	5/16	5/8	1-1/2	1-7/8	1-280312	5/16	1/4	5-3/4	3-1/4	9
280375	3/8	5/8	1-1/2	3-1/4	1-280375	3/8	19/64	3	6	9
280500	1/2	5/8	1-1/2	3-1/4	1-280500	1/2	19/64	3	6	9
280625	5/8	3/4	1-1/2	3-1/4	1-280625	5/8	1/2	3	6	9
280750	3/4	1-1/8	1-1/2	3-1/4	1-280750	3/4	1/2	3	6	9
281000	1	1-1/8	1-1/2	3-1/4	1-281000	1	1/2	3	6	9

No. 27 Hollow Mortising Chisel



For making square mortises in one stroke, and oblong mortises with each succeeding stroke. 2-3/4" blade, 4-1/4" overall length. For shallow mortises.

No. 1-27 Hollow Chisel Bits



Bits have knife edge spurs and no point.

Stock Number	Size	Shank		Mortising Depth	Stock Number	Size	Bits		Twist Lgth.	O.A. Lgth.
		Dia.	Length				Dia.	Length		
270250	1/4	5/8	1-1/2	1-7/8	1-270250	1/4	3/16	3-1/4	4-3/4	8
270312	5/16	5/8	1-1/2	1-7/8	1-270312	5/16	1/4	3-1/4	4-3/4	8
270375	3/8	5/8	1-1/2	1-7/8	1-270375	3/8	19/64	3-1/4	4-3/4	8
270500	1/2	5/8	1-1/2	1-7/8	1-270500	1/2	19/64	3-1/4	4-3/4	8

Chisels and Bits are sold separately



Chisel and Bit shown mounted.

WARNING
Cutting tools may shatter when broken. The wearing of eye protection is strongly advised in the vicinity of their use.

Hole Saws



Stock #
58301750



Stock #
58402000



Stock #
58601812



Stock #
58902125

HSS Variable Pitch Hole Saws	HSS Built-in DeepCut	Carbide Tipped	Carbide Grit Hole Saws
To cut wood, plastic and metal. The Variable Pitch can reduce labor and costs; its faster cutting and longer life outlasts 6 pitch saws in most applications. High Speed Steel M3 cutting edge with varying tooth sets and gullet depths. (4-6 teeth per inch.)	To cut holes in wood, plastic, or any machinable material. For locksmiths, remodeling, and general contractors. Cuts through 2" x 4"s, joists and most doors in one pass with extra clearance. Features a 1-7/8" cutting depth, attached arbor, M3 cutting edge, and a 4/6 variable pitch. Saves time, longer life and smoother cuts.	Designed for sawing holes in abrasive materials such as fiberglass, particleboard and asbestos board. This hole saw offers three teeth per inch, carbide tipped to resist abrasion, with cutting depth of 1-7/8". Carbide is not recommended for ferrous metals but will outlast high-speed steel hole saws in applicable jobs. Available in 48 sizes 3/4"-6. Individually boxed.	Carbide particles permanently bonded to alloy steel for cutting extremely hard and abrasive materials ordinary hole saws cannot cut. No teeth to dull or chip so they last longer and cost less per cut. 1-1/8" cutting depth

Stock Number					Stock Number				
Size	Variable Pitch	Deep Cut	Carbide Tipped	Carbide Grit	Size	Variable Pitch	Deep Cut	Carbide Tipped	Carbide Grit
9/16	58300562	X	X	X	2-3/8	58302375	58402375	58602375	58902375
5/8	58300625	X	X	X	2-1/2	58302500	58402500	58602500	58902500
11/16	58300687	X	X	X	2-9/16	58302562	58402562	58602562	58902562
3/4	58300750	58400750	58600750	58900750	2-5/8	58302625	58402625	58602625	58902625
13/16	58300812	58400812	58600812	58900812	2-3/4	58302750	58402750	58602750	58902750
7/8	58300875	58400875	58600875	58900875	2-7/8	58302875	58402875	58602875	58902875
15/16	58300937	58400937	58600937	58900937	3	58303000	58403000	58603000	58903000
1	58301000	58401000	58601000	58901000	3-1/8	58303125	58403125	58603125	58903125
1-1/16	58301062	58401062	58601062	58901062	3-1/4	58303250	58403250	58603250	58903250
1-1/8	58301125	58401125	58601125	58901125	3-3/8	58303375	58403375	58603375	58903375
1-3/16	58301187	58401187	58601187	58901187	3-1/2	58303500	58403500	58603500	58903500
1-1/4	58301250	58401250	58601250	58901250	3-5/8	58303625	58403625	58603625	58903625
1-5/16	58301312	58401312	58601312	58901312	3-3/4	58303750	58403750	58603750	58903750
1-3/8	58301375	58401375	58601375	58901375	3-7/8	58303875	58403875	58603875	58903875
1-7/16	58301437	58401437	58601437	58901437	4	58304000	58404000	58604000	58904000
1-1/2	58301500	58401500	58601500	58901500	4-1/8	58304125	58404125	58604125	58904125
1-9/16	58301562	58401562	58601562	58901562	4-1/4	58304250	58404250	58604250	58904250
1-5/8	58301625	58401625	58601625	58901625	4-3/8	58304375	58404375	58604375	58904375
1-11/16	58301687	58401687	58601687	58901687	4-1/2	58304500	58404500	58604500	58904500
1-3/4	58301750	58401750	58601750	58901750	4-3/4	58304750	58404750	58604750	58904750
1-13/16	58301812	58401812	58601812	58901812	5	58305000	58405000	58605000	58905000
1-7/8	58301875	58401875	58601875	58901875	5-1/2	58305500	58405500	58605500	58905500
2	58302000	58402000	58602000	58902000	5-3/4	58305750	58405750	58605750	58905750
2-1/16	58302062	58402062	58602062	58902062	6	58306000	58406000	58606000	58906000
2-1/8	58302125	58402125	58602125	58902125	6-3/8	X	X	X	SEE
2-1/4	58302250	58402250	58602250	58902250	6-5/8	X	X	X	PAGE
2-5/16	58302312	58402312	58602312	58902312	6-7/8	X	X	X	81

X = Not available

Hole Saw Arbors, Pilot Drills, Mandrel Adapters and Plugouts™



High Speed Steel Hole Saw Arbors and Pilot Drills						
Fits Sizes	1/4" Round Shank	3/8" Hex Shank	3/8" Hex Shk. W/2 pins	7/16" Hex Shank	7/16" Hex Shk. w/2 pins	5/8" Hex Shank
9/16" thru 1-3/16"	58000001	58000009*	X	58000002	X	X
1-1/4" - 6"	X	X	58000008*	58000003	58000004	58000005

X = Not available

All Arbors come complete with pilot drills
12" extensions available for 7/16" hex arbors Stock No. 58012000.



Mandrel Adapter
Stock # 5511

Mandrel Adapter - Threaded adapter and washer allows Mandrels Nos. 58000001 - 58000002, and 58000009 to be used with 1-1/4" through 6" hole saws under light duty cutting conditions.



Ejector Spring
Fits all 1/4" Pilot Drills

Stock Number: MES101



Extra Pilot Drills

Stock # 58000250 fits arbors 58000001 through 58000005

*Stock # 58000250S fits arbors 58000008 and 58000009

Plugout™
Eject-A-Plug® Arbor

Stock Number	Description	Thread Size	Shank Size in Inches
45322	Small Plugout™	1/2-20	1/4" Hex
45323	Large Plugout™	5/8-18	3/8" Hex
45447	Plugout™ Pilot Drills	X	X

Plugout™ Pilot Drill



Small Plugout™



Large Plugout™

Hole Saw Sets

**Electricians Hole Saw Kit**

Stock # A02E

Designed for electricians, this kit contains pipe entrance sizes for pipe and conduit through 2".


Contents: (1 each) 7/8", 1-1/8", 1-3/8", 1-3/4", 2" and 2-1/2" saws w/ No. 58000002 and No. 58000004 Arbors.

**Plumbers Hole Saw Kit**

Stock # A04P

Designed for plumbers, this kit contains pipe tap sizes for pipe through 2".

Contents: (1 each) 3/4", 7/8", 1-1/8", 1-1/2", 1-3/4" and 2-1/4" saws w/ No. 58000002 and No. 58000004 Arbors.

**Industrial Hole Saw Kit**

Stock # A06I

Designed for a broad range of industrial applications, this kit contains 15 plumbing and electrical sizes for pipe and conduit through 4".


Contents: (1 each) 3/4", 7/8", 1-1/8", 1-3/8", 1-1/2", 1-3/4" 2", 2-1/4", 2-1/2", 3", 3-1/4", 3-5/8", 3-3/4", 4-1/4" and 4-1/2" saws w/ No. 58000001, No. 58000002, and No. 58000004 Arbors and No. 58012000 - 12" Extension.

Maintenance Hole Saw Kit

Stock # A100

Designed for plumbers, electricians, industrial and general purpose maintenance, this kit contains 9 plumbing and electrical sizes for pipe and conduit through 2".


Contents: (1 each) 3/4", 7/8", 1-1/8", 1-3/8", 1-1/2", 1-3/4" 2", 2-1/4" and 2-1/2" saws w/ No. 58000001, No. 58000002, and No. 58000004 Arbors and No. 58012000 12" Extension.

**Master Electricians Kit**

Stock # A08E

Pipe entrance sizes for pipe and conduit through 4".

Contents: (1 each) 7/8", 1-1/8", 1-3/8", 1-3/4" 2", 2-1/2", 3", 3-5/8", 4-1/8" and 4-1/2" saws w/ No. 58000001, No. 58000002, and No. 58000004 Arbors.



Hole Saw Sets Continued...

Tungsten Carbide Grit Hole Saws

The long-lasting choice for cutting holes in materials too hard or abrasive for standard bi-metal saws, or so thin they would strip bi-metal or chip carbide teeth. Ideal for cutting ceramics, fiberglass, hardwoods, cast iron, composites, etc.

- *Super resistant to heat, wear and abrasion with shock resistant back.
- *Tungsten carbide grains are bonded to alloy backs with a gulletted, snag resistant edge.



Stock # ATCG100

Tungsten Carbide Grit Hole Saw Kit

Maintenance kit includes popular sizes for plumbing, electrical, and industrial maintenance jobs.

- Saws (1 each): 3/4", 7/8", 1-1/8", 1-3/8", 1-1/2", 1-3/4", 2", 2-1/4", 2-1/2"
- Arbors (1 each): No. 58000001, No. 58000002, No. 58000004.
- Extensions(1): No. 58012000

Recessed Lighting Hole Saws Carbide Grit

Tungsten Carbide Grit Hole Saws are ideal for quick, easy installation of recessed lighting fixtures. They cut abrasive such as lath, plaster, and ceiling tile.



Stock Number	Diameter		Type of Light Fixture
	Inches	MM	
58904375	4-3/8	111	Mini Juno, Capri, Marco, Halo
58906375	6-3/8	162	Halo, Capri
58906625	6-5/8	168	Juno, Progress
58906875	6-7/8	174	Lithonla, Marco, Lightolier, Progress, Capri, Preacolite

Circular Saw Blades

King Carbide Semi-Industrial Saw Blades with C-2 Carbide

Heavy duty hardened steel blanks for stiffer bodies and truer running saw blades

Rip – 12 Tooth			
Stock Number	Tooth Grind	Diameter Inches	Bore Inches
70002	FTG	7-1/4	13/16 Rd.
70003	FTG	8	13/16 Rd.
70005	FTG	10	5/8 Rd.
70006	FTG	12	5/8, 1Rd.



Stock # 70002

For sawing with portable or stationary equipment. Rips hard and soft wood. Cuts hardboard and wallboard.

General Purpose – 24 Tooth			
Stock Number	Tooth Grind	Diameter Inches	Bore Inches
70012	ATB	7-1/4	13/16 Rd.
70123	ATB	8	13/16 Rd.
70015	ATB	10	5/8 Rd.
70124	ATB	12	5/8, 1Rd.

For general purpose rip or cutoff applications where smooth finish is not necessary. Fast cutting in soft and hard woods, plywood, chipboard, veneer, particleboard and composition materials.



Stock # 70012

General Cutoff – 40 Tooth			
Stock Number	Tooth Grind	Diameter Inches	Bore Inches
70030	ATB	6-1/2	5/8 Rd., 13/16
70032	ATB	7-1/4	5/8 Rd., 13/16
70033	ATB	8	5/8 Rd., 13/16
70125	ATB	9	5/8 Rd.
70035	ATB	10	5/8 Rd.
70036	ATB	12	5/8, 1Rd.
70042	TCG	7-1/4	5/8 Rd., 13/16
70126	TCG	8	5/8 Rd., 13/16
70045	TCG	10	5/8 Rd.



Stock # 70030

For trimming and crosscutting soft and hard woods. Expansion slots guard against warping and distortion caused by heat. Use TCG grind when cutting plastics, aluminum, and non-ferrous metals. Cuts particleboard, plywood, Masonite and other composition materials.

Circular Saw Blades

Types of Grinds	
ATB	Alternate Top Bevel
TCG	Triple Chip Grind
MCT	Multi-Purpose Carbide Tipped
FTG	Flat Top Grind
NCG	Nail Cutting Grind

King Carbide Semi-Industrial Saw Blades with C-2 Carbide (continued)

Rescue Blades				
Stock Number	Tooth Grind	Diameter Inches	Bore Inches	No. of Teeth
70116	NCG	12	1	12
70118	NCG	12	20mm	12
70121	NCG	12	20mm	24
70119	NCG	12	1	24
70120	NCG	14	1	24



Stock # 70116

Designed for rough cutting applications. Special modified grind and 15 degree negative hook angle reduces the possibility of tooth damage.

Nail Cutting Blade				
Stock Number	Tooth Grind	Diameter Inches	Bore Inches	No. of Teeth
70102	NCG	7-1/4	5/8 Rd., 13/16	14

For cutting lumber and flooring where occasional nails are present. Specially designed grind and negative hook angle reduces the possibility of tooth damage



Stock # 70102

Circular Saw Blades

Types of Grinds	
ATB	Alternate Top Bevel
TCG	Triple Chip Grind
MCT	Multi-Purpose Carbide Tipped
FTG	Flat Top Grind
NCG	Nail Cutting Grind

Cutoff – 60 Tooth			
Stock Number	Tooth Grind	Diameter Inches	Bore Inches
70063	ATB	8	5/8 Rd., 13/16
70129	ATB	9	5/8 Rd.
70065	ATB	10	5/8 Rd.
70066	ATB	12	5/8, 1Rd.
70073	TCG	8	5/8 Rd., 13/16
70075	TCG	10	5/8 Rd.
70076	TCG	12	5/8, 1Rd.



Stock # 70063

Crosscuts and miters in soft and hard woods. Ideal for fine cutoff or finish work. Cuts particleboard, Masonite and other composition materials. Use TCG grind when cutting plastics, aluminum and non-ferrous materials.

Planer – 50 Tooth			
Stock Number	Tooth Grind	Diameter Inches	Bore Inches
70127	MCT	10	5/8 Rd.

An all-purpose combination blade. Gives accurate cuts on a wide variety of materials, including solid wood, plywood, plastics, Formica and Masonite. For use when a variety of cutting applications are performed. MCT tooth provides a special tooth grind where two sets of shear action top bevel teeth are followed by a raking action flat top tooth plus a special gullet for chip removal



Stock # 70127

American Pride™ Gold Thin Kerf Carbide Saw Blades with Dyanite Carbide

Engineered to provide fast easy cuts through lumber and other framing materials

ONLY AVAILIABLE WHILE SUPPLIES LAST!					
Cordless Circular Saw Blades ATB Grind					
Stock Number	Diameter Inches	Bore Inches	No. of Teeth	Kerf	Hook
60210	3-3/8	15mm	20	0.039	10°
60213	5-3/8	10mm	24	0.068	20°



Stock # 60210

Specially designed for cordless circular saws. Ultra-thin Kerf for extended battery life. Anti-friction coating reduces friction and heat build-up during cutting. Dyanite Carbide teeth for extended life.

*ONLY AVAILIABLE WHILE SUPPLIES LAST!					
Portable Electric Circular Saw Blades ATB Grind					
Stock Number	Diameter Inches	Bore Inches	No. of Teeth	Kerf	Hook
*60212	4-3/8	20mm	20	0.039	10°
60214	5-1/2	5/8 Rd	18	0.080	20°
*60216	6-1/2	5/8 Rd, 13/16	18	0.080	20°
60218	7-1/4	5/8 Rd, 13/16	18	0.080	20°
67003	7-1/4	5/8 Rd, 13/16	40	0.080	20°
*60224	8-1/4	5/8 Rd, 13/16	24	0.094	20°
*60226	8-1/4	5/8 Rd, 13/16	40	0.094	20°

Specially designed for portable electric circular saws. Ultra-thin Kerf and straightened shoulder cut easier and extend tool life. Anti-friction coating reduces friction and heat build-up during cutting. Dyanite Carbide teeth for extended life. Optimally designed body slots evenly dissipate heat throughout the plate. Control cut design.



Stock # 60218

Circular Saw Blades

Magna Steel Blades

Professional blades manufactured of alloy steel and designed to cut most materials quickly and smoothly. Resistant to rust, gum and pitch accumulation.

Chisel Tooth Combination

Stock Number	Diameter Inches	Bore Inches	No. of Teeth
71012	7-1/4	5/8 Rd., 13/16	20
61015	10	5/8 Rd.	28

Free cutting general purpose blade. For ripping, crosscutting, in both hard and soft woods



Stock # 71012

Master Combination

Stock Number	Diameter Inches	Bore Inches	No. of Teeth
08001	10	5/8 Rd.	80



Stock # 08001

Smooth, fast cutting all-purpose blade for crosscutting, ripping and mitering.

Crosscut

Stock Number	Diameter Inches	Bore Inches	No. of Teeth
61072	7-1/4	5/8 Rd., 13/16	100
61073	8	5/8 Rd., 13/16	100

Special-purpose blade for smooth, fast cutting across the grain of both hard and soft woods.



Stock # 61072

Plywood / Paneling

Stock Number	Diameter Inches	Bore Inches	No. of Teeth
61052	7-1/4	5/8 Rd., 13/16	150
61053	8	5/8 Rd., 13/16	200
61055	10	5/8 Rd.	200



Stock # 61052

Fine, extra-clean cutting blade for use on plywood, veneer, cellotex and thin plastic.

Thin Rim Plywood

Stock Number	Diameter Inches	Bore Inches	No. of Teeth
61061	7-7-1/4	5/8 Rd., 13/16	200
61063	8	5/8 Rd., 13/16	200
61065	10	5/8 Rd.	200

Finest blade for satin smooth finish on plywood, veneers, laminates, plexiglas and other thin materials. Use for crosscutting and mitering.



Stock # 61061

Only Available While Supplies Last!

Utility Blade – General Purpose

Stock Number	Tooth Grind	Diameter Inches	Bore Inches
70803	ATB	7-1/4	5/8rd.,13/16

Economical blade with painted finish. Can be resharpened.



Circular Saw Blades

Magna Abrasive Blades

Resinoid-bonded and doubly reinforced with fiberglass for durability and performance.

Masonry Cutting			
Stock Number	Diameter Inches	Bore Inches	Maximum RPM
71501	6-1/2	5/8 Rd., 13/16	9300
71502	7	5/8 Rd., 13/16	8700
71503	8	5/8 Rd., 13/16	7600
71504	12	1 Rd.	6300
71505	14	1 Rd.	5400



Stock # 71501

Made of resinoid-bonded silicon carbide for cutting all types of masonry, concrete, concrete block, brick, limestone, sandstone, tile, cast iron and non-ferrous metals.

Metal Cutting			
Stock Number	Diameter Inches	Bore Inches	Maximum RPM
71601	6-1/2	5/8 Rd., 13/16	9300
71602	7	5/8 Rd., 13/16	8700
71603	8	5/8 Rd., 13/16	7600
71604	12	1 Rd.	6300
71605	14	1 Rd.	5400

Made of resinoid-bonded aluminum oxide for deburring, cleaning, slotting, nicking and cutting all types of metal, including steel, bronze, brass, copper, aluminum, iron and wire products



Stock # 71601

Steel Pro

Contractor Steel Cutting Blades (C7 Carbide)



Specifically designed for use on portable electric and stationary power tools. For cutting of steel, angle iron, bar stock or pipe with a hardness of less than 25 Rockwell C. Fine finish, no burns

All blades have a TCG (Triple Chip Grind), a 0° Hook and a 5/8 Round Bore Inches

Stock Number	Diameter Inches	Number of Teeth	Plate	Kerf	Maximum RPM
72801	6-1/2"	30	.070	.090-.095	5800
72803	7-1/4"	38	.070	.090-.095	5800
72806	8-1/4"	40	.080	.100-.105	5800
72811	10"	48	.080	.105-.110	5000

Blade Bushings for Circular Saw Blades



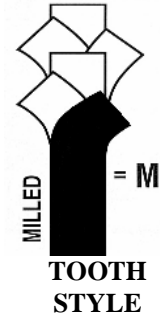
Stock # 63608

Stock # 63602

Stock Number	Blade used for	Round Arbor	Diameter Arbor
63600	Steel	3/4 x 1	X
63601	Steel	5/8 x 1	X
63602	Steel	1/2 x 5/8	13/16
63603	Steel	1/2 x 5/8	X
63604	Steel	5/8 x 3/4	X
63606	Abrasive	1/2(plastic)	13/16
63607	Abrasive	5/8(plastic)	13/16
63608	Abrasive	1 x 20mm	X

X = Not Available

Reciprocating Saw Blades



Features	Advantages	Benefits
<ul style="list-style-type: none"> •Matrix II Cutting Edge •Tooth Hardness Rc 65-67 •8% Cobalt •Vacuum Heat Treatment With Special Temper Process •3/4" Width with .035" and .050 thickness (thicker and wider than some competitors blades) 	<ul style="list-style-type: none"> •Shock Resistant Teeth •High Edge Hardness •More Wear Resistance •High Heat Resistance •Greater Rigidity 	<ul style="list-style-type: none"> •Resists Tooth Strippage •Long Life •Expects more Feed Pressure For Faster Cutting with Less Distortion

Style # 1 Style # 2 Style # 3

Bi-Metal (1/2" Shank) Blades					
Stock Number	Recommended Use	Length x Width x Thickness		Teeth Per Inch	Blade Style
		Inches	mm		
WOOD					
RB606ST	Wood, nail-embedded wood, all composition material.	6 x 3/4 x .035	150 x 20 x .9	6	1
RB63506	General rough-in, all woods, nail embedded woods.	6 x 3/4 x .035	150 x 20 x .9	6	2
RB93506		9 x 3/4 x .035	225 x 20 x .9	6	2
RB123506		12 x 3/4 x .035	300 x 20 x .9	6	3
RB65006		6 x 3/4 x .050	150 x 20 x 1.3	6	2
RB125006		12 x 3/4 x .050	300 x 20 x 1.3	6	3
WOOD AND METAL					
RB41014	Heavy gauge metal, rubber & fiber, nail embedded wood.	4 x 3/4 x .035	100 x 20 x .9	10/14	4
RB121014	General purpose, metal cutting, nail embedded woods.	12 x 3/4 x .035	300 x 20 x .9	10/14	3
RB610	Wood, nail embedded wood, compositions, plastic, cast Aluminum and non-ferrous materials.	6 x 3/4 x .035	150 x 20 x .9	10	1
RB1210		12 x 3/4 x .035	300 x 20 x .9	10	5
RB810	All woods, composition materials, plastic, nail-embedded wood, cast aluminum, light gauge metals.	8 x 3/4 x .035	200 x 20 x .9	10	5
RB1010		10 x 3/4 x .035	250 x 20 x .9	10	5
RB61014	Wood, nail-embedded wood, compositions, plastic, metals 1/8" and above.	6 x 3/4 x .035	150 x 20 x .9	10/14	1
METAL					
RB414	Heavy gauge metals 1/8" thick and above. Barstock and angles.	4 x 3/4 x .035	100 x 20 x .9	14	4
RB614		6 x 3/4 x .035	150 x 20 x .9	14	4
RB1214		12 x 3/4 x .035	300 x 20 x .9	14	5
RB814	Heavy gauge metals 1/8" thick and above. Barstock and angles.	8 x 3/4 x .035	200 x 20 x .9	14	5
RB418	Heavy gauge metals of 18 gauge to 1/8" thick conduit, pipe, channels and tubing.	4 x 3/4 x .035	100 x 20 x .9	18	4
RB618		6 x 3/4 x .035	150 x 20 x .9	18	4
RB1218		12 x 3/4 x .035	300 x 20 x .9	18	5
RB818	Heavy gauge metals, conduit & tubing 18 gauge to 1/8" thick.	8 x 3/4 x .035	200 x 20 x .9	18	5
RB424	Metal cutting 18 gauge and under. Trim and tubing. Galvanized Pipe under 18 gauge.	4 x 3/4 x .035	100 x 20 x .9	24	1
RB624		6 x 3/4 x .035	150 x 20 x .9	24	1
SPECIAL PURPOSE					
RB606P	Plaster with metal lath, plasterboard, sheet rock, plaster walls. Tooth design cuts both forward and on backstroke.	6 x 3/4 x .035	150 x 20 x .9	6	6
RB318S	Scroll cuts in wood and cast aluminum, non-ferrous metals.	3 x 5/16 x .035	75 x 6 x .9	18	8
RB8501014	For soil pipe.	8 x 3/4 x .050	200 x 20 x 1.3	10/14	6
RB12501014	General rough-in, all woods, nail embedded woods.	12 x 3/4 x .050	300 x 20 x 1.3	10/14	3



Reciprocating Saw Blades

Features	Advantages	Benefits
•Carbon Steel or Solid High Speed Construction	•Lower Cost than Bi-Metal Blades	•Reduces Operating Expense In General Purpose Applications

Conventional (1/2" Shank) Blades					
Stock Number	Recommended Use	Length x Width x Thickness		Teeth Per Inch	Blade Style
		Inches	mm		
WOOD					
RC610	Composition materials, smooth cutting in woods, fiberboard.	6 x 3/4 x .032	150 x 20 x .8	10	1
RC606ST	Fast cutting nail-free wood and fiberboard.	6 x 3/4 x .032	150 x 20 x .8	6	1
RC603	Course rough-in cuts in all woods.	6 x 3/4 x .050	150 x 20 x 1.3	3	2
RC903		9 x 3/4 x .050	225 x 20 x 1.3	3	2
RC1203		12 x 3/4 x .050	300 x 20 x 1.3	3	2
RC606	Rough-in work in all woods. Fast cutting, long life.	6 x 3/4 x .050	150 x 20 x 1.3	6	2
RC906		9 x 3/4 x .050	225 x 20 x 1.3	6	2
RC1206		12 x 3/4 x .050	300 x 20 x 1.3	6	2
SPECIAL PURPOSE					
RH318S	Scroll cutting metals.	3 x 5/16 x .032	75 x 6 x .8	18	3
RH324S		3 x 5/16 x .032	75 x 6 x .8	24	3
RC905	Rough-in wood, very fast cutting-pruning.	9 x 3/4 x .050	230 x 19 x 1.3	5	4

Style # 1 Style # 2



Style # 3

Style # 4



Style # 6

Style # 8

Style # 5

Style # 7



•U-Shank reciprocating blades are designed to fit vised pipe and tube cutting machines from Ridgid, REMS, Roller, Pace, and Flex.

U-Shank Bi-Metal Blades					
Stock Number	Recommended Use	Length x Width x Thickness		Teeth Per Inch	Blade Style
		Inches	mm		
SPECIAL PURPOSE					
RBU5508	Cuts pipe up to 2" diameter.	5-1/2 x 1 x .062	140 x 25 x 1.6	8	5
RBU808	Cuts pipe up to 4" diameter.	8 x 1 x .062	200 x 25 x 1.6	8	5
RBU10508	Cuts pipe up to 6" diameter.	10-1/2 x 1 x .062	263 x 25 x 1.6	8	5
RBU5514	Cuts thin wall metal and plastic pipe up to 2" diameter.	5-1/2 x 1.083 x .035	140 x 27 x .9	14	5
RBU814	Cuts thin wall metal and plastic pipe up to 4" diameter.	8 x 1.083 x .035	200 x 27 x .9	14	5
RBU10514	Cuts thin wall metal and plastic pipe up to 6" diameter.	10-1/2 x 1.083 x .035	263 x 27 x .9	14	5

Tungsten Carbide Tipped Blades					
Stock Number	Recommended Use	Length x Width x Thickness		Teeth Per Inch	Blade Style
		Inches	mm		
SPECIAL PURPOSE					
RTCT603	Plaster over lath, fiberglass, wood, and non-ferrous metal, cement board, pressure treated	6 x 3/4 x .050	150 x 20 x 1.3	3	6
RTCT606S	lumber, hardwood, and particle board.	6 x 3/4 x .050	150 x 20 x 1.3	6	6
RTCT903		9 x 3/4 x .050	225 x 20 x 1.3	3	7
RTCT906		9 x 3/4 x .050	225 x 20 x 1.3	6	7
RTCT1206		12 x 3/4 x .050	300 x 20 x 1.3	6	8

Universal Shank Sabre/Jig Saw Blades

Bi-Metal Blades					
Stock Number	Recommended Use	Length x Width x Thickness		Teeth Per Inch	Blade Style #
		Inches	mm		
WOOD					
SB3606	Wood, Fiber Board, Asbestos, Course-Cut	4 x 3/8 x .035	100 x 10 x .9	6	1
SB3610	Wood, Plywood, Hardboard.	4 x 3/8 x .035	100 x 10 x .9	10	1
WOOD AND METAL					
SB3614	Non-Ferrous Metals, Fiberglass, Hard Rubber, Nail Embedded Wood.	4 x 3/8 x .035	100 x 10 x .9	14	1
METAL					
SB2718	Metal 18 gauge and under.	3 x 3/8 x .035	75 x 10 x .9	18	1
SB2724	Metal and Non-Ferrous metal up to 1/8".	3 x 3/8 x .035	75 x 10 x .9	24	1
SPECIAL PURPOSE					
SB2718S	Scroll – Metal 18 gauge and under.	2-3/4 x 3/16 x .035	70 x 5 x .9	18	2

Style # 1



Style # 2



High Speed Steel Blades					
Stock Number	Recommended Use	Length x Width x Thickness		Teeth Per Inch	Blade Style #
		Inches	mm		
WOOD AND METAL					
SH408	Hard Plastic, Non-Ferrous Metal, Wood with Nails, Very Hard Wood. Very Clean Cuts.	3-5/8 x 5/16 x .050	100 x 8 x 1.3	8	3
METAL					
SH2712	Ferrous Metals 1/4" to 3/8" Thick. Non-Ferrous 1/8" to 1/4" Thick.	2-3/4 x 5/16 x .032	70 x 8 x .8	12	3
SH2718	Ferrous Metals 1/8" to 1/4" Thick. Non-Ferrous 1/16" to 1/8" Thick.	3 x 5/16 x .032	75 x 8 x .8	18	3
SH2724	Ferrous Metals 1/16" to 3/16" Thick. Non-Ferrous to 1/8" Thick.	3 x 5/16 x .032	75 x 8 x .8	24	3
SH2732	Ferrous Metals 1/32" to 1/8" Thick. Non-Ferrous to 1/8" Thick.	3 x 5/16 x .032	75 x 8 x .8	32	3

Style # 3



Style # 4



Style # 6



Carbon Blades					
Stock Number	Recommended Use	Length x Width x Thickness		Teeth Per Inch	Blade Style #
		Inches	mm		
WOOD					
SC406	Softwood, Hardwood, Plywood, Chipboard, Plastic up to 2" thick. Clean Fast Cutting.	4 x 5/16 x .050	100 x 8 x 1.3	6	4
SC410	Softwood, Hardwood, Plywood, Chipboard, Plastic up to 1" thick. Very clean cuts.	4 x 5/16 x .050	100 x 8 x 1.3	10	6
SPECIAL PURPOSE					
SC410R	Reverse tooth – Non-splitting cuts of Laminates, and chipboard. Very clean cuts.	4 x 5/16 x .050	100 x 8 x 1.3	10	8
SC2712	Scroll Cutting wood, Plywood, Plastics 1/4" to 1" thick. Smooth cuts.	2-3/4 x 1/4 x .035	70 x 6 x .9	12	12
SC2720	Scroll Cutting wood, Plywoods, Etc. Super fine finish. Ground, Taper back.	2-3/4 x 3/16 x .040	70 x 5 x 1.0	20	12

Style # 8

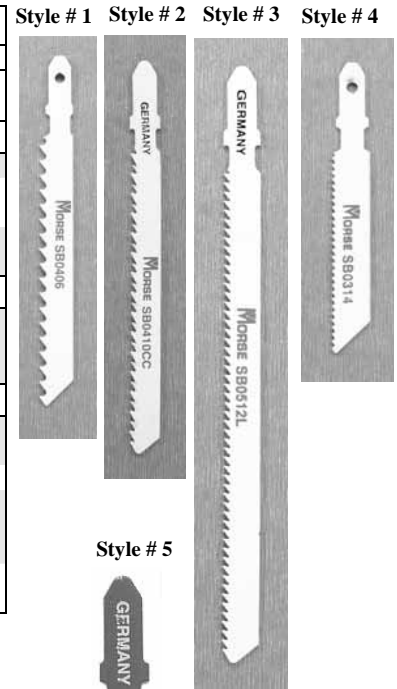


Style # 12



Bosch Shank Sabre/Jig Saw Blades

Bi-Metal Blades					
Stock Number	Recommended Use	Length x Width x Thickness		Teeth Per Inch	Blade Style #
		Inches	mm		
WOOD					
SB0406	Wood, Fiberboard, Asbestos, Roughing work.	4 x 5/16 x .040	100 x 8 x 1.0	6	1
SB0408	General Purpose – Wood cutting, Compositions, Plastic.	4 x 5/16 x .035	100 x 8 x .9	8	1
SB0410	All Woods, Compositions Material, Plastics, Plywood.	4 x 5/16 x .035	100 x 8 x .9	10	2
WOOD AND METAL					
SB0512L	Softwood, Aluminum, Non-Ferrous metal up to 3/8", Sandwich Material up to 3-3/4". Extra Long Blade.	5-1/4 x 5/16 x .042	132 x 8 x 1.1	12	3
METAL					
SB0314	Steel and Non-Ferrous Metal 1/8" thick and up.	3 x 3/8 x .035	75 x 10 x .9	14	4
SB0318	Metals over 18 gauge, Tubing, Conduit.	3 x 3/8 x .035	75 x 10 x .9	18	4
SB0521L	Soft Wood, Aluminum, Non-Ferrous Metal up to 3/8", Sandwich material Up to 3-3/4". Extra long blade.	5-1/4 x 5/16 x .042	132 x 8 x 1.1	21	3
SB0324	Thin Metals, Plastic, Fine cuts under 18 gauge.	3 x 3/8 x .035	75 x 10 x .9	24	4



Style # 5



Style # 8

High Speed Steel Blades					
Stock Number	Recommended Use	Length x Width x Thickness		Teeth Per Inch	Blade Style #
		Inches	mm		
WOOD AND METAL					
SH0408	Hard Plastic, Non-Ferrous Metal, Wood with Nails, Very hardwood. Very Clean Cuts	4 x 5/16 x .040	100 x 8 x 1	8	5

Style # 11

Carbon Blades					
Stock Number	Recommended Use	Length x Width x Thickness		Teeth Per Inch	Blade Style #
		Inches	mm		
WOOD					
SC0406	Softwood, Hardwood, Plywood, Chipboard, Plastic up to 2" thick. Clean/Fast Cutting.	4 x 5/16 x .060	100 x 8 x 1.5	6	1
SC0410	Softwood, Hardwood, Plywood, Chipboard, Plastic up to 1" thick. Very clean cut.	4 x 5/16 x .060	100 x 8 x 1.5	10	2
SPECIAL PURPOSE					
SC0410R	Reverse tooth – Non-splitting cuts of Laminates and Chipboard. Very clean cutting.	4 x 5/16 x .060	100 x 8 x 1.5	10	8
SC0416S	Curved cuts/Scroll in softwood and Hardwood up to 2" thick. Fast Cutting.	4 x 1/4 x .050	100 x 6 x 1.3	6	11



Hack Saw Blades and Frames


Hack Saw Frame Master McCoy®

Stock Number: HHBF02

- *Locking screw design allows for storage of extra blades and secures blade for “jab” sawing.
- *Alloy steel support beam makes frame stronger and allows over 30,000 PSI tensioning.
- *Ergonomic grip protects fingers and grips comfortably.
- *Multiple pin locations for mounting blade at 90° and 45° for standard or flush cut applications.
- *Tensioning handle provides extra torque to keep blades rigid for straighter cuts and longer blade life.



Bi-Metal Hack Saw Blades			
Stock Number	Teeth Per Inch	Description	
		Inches	mm
HHB1018	18	10 x 1/2 x .025	250 x 12.7 x 0.6
HHB1024	24	10 x 1/2 x .025	250 x 12.7 x 0.6
HHB1032	32	10 x 1/2 x .025	250 x 12.7 x 0.6
HHB1214	14	12 x 1/2 x .025	300 x 12.7 x 0.6
HHB1218	18	12 x 1/2 x .025	300 x 12.7 x 0.6
HHB1224	24	12 x 1/2 x .025	300 x 12.7 x 0.6
HHB1232	32	12 x 1/2 x .025	300 x 12.7 x 0.6
Variable Pitch			
HHB121418	14/18	12 x 1/2 x .025	300 x 12.7 x 0.6
HHB122024	20/24	12 x 1/2 x .025	300 x 12.7 x 0.6
HHB122632	26/32	12 x 1/2 x .025	300 x 12.7 x 0.6



- Pipe, tubing and solids.
- Cuts wood, plastic or any machinable metal; including conduit, stainless steel tubing, angle iron, copper tubing, structural materials, etc.

Features	Advantages	Benefits
* Bi-Metal Construction	* Flexibility	* Will not Shatter
* Tooth Hardness Rc 65-67	* Increased Heat and Wear Resistance	* Long Life
* Vacuum Heat Treatment	* Higher Edge Hardness than other Heat Treatment Methods	* Safe Operation
		* Faster Cutting
		* Labor Saving

High Speed Molybdenum			
Stock Number	Teeth Per Inch	Description	
		Inches	mm
HHM1018	18	10 x 1/2 x .025	250 x 12.7 x 0.6
HHM1024	24	10 x 1/2 x .025	250 x 12.7 x 0.6
HHM1032	32	10 x 1/2 x .025	250 x 12.7 x 0.6
HHM1214	14	12 x 1/2 x .025	300 x 12.7 x 0.6
HHM1218	18	12 x 1/2 x .025	300 x 12.7 x 0.6
HHM1224	24	12 x 1/2 x .025	300 x 12.7 x 0.6
HHM1232	32	12 x 1/2 x .025	300 x 12.7 x 0.6



- Pipe, tubing and solids.
- Cuts wood, plastic or any machinable metal; including conduit, stainless steel tubing, angle iron, copper tubing, structural materials, etc.

Features	Advantages	Benefits
* High Speed Steel Construction	* High Heat and Wear Resistant	* Long Life
* Tooth Hardness Rc 62-64	* Extra Rigidity vs. other HSS	* Straighter and Faster Cuts
* Flame Hardened Back	Flexible Blades	* Good Performance in Low Tension Frames
* Non Hardened Center	* Shatter Resistant	* Safe Operation

Economy Carbon			
Stock Number	Teeth Per Inch	Description	
		Inches	mm
HHC1018	18	10 x 1/2 x .025	250 x 12.7 x 0.6
HHC1024	24	10 x 1/2 x .025	250 x 12.7 x 0.6
HHC1032	32	10 x 1/2 x .025	250 x 12.7 x 0.6
HHC1214	14	12 x 1/2 x .025	300 x 12.7 x 0.6
HHC1218	18	12 x 1/2 x .025	300 x 12.7 x 0.6
HHC1224	24	12 x 1/2 x .025	300 x 12.7 x 0.6
HHC1232	32	12 x 1/2 x .025	300 x 12.7 x 0.6



- Pipe, tubing and solids.
- Cuts wood, plastic and easy to machine metals such as conduit, aluminum, copper tubing etc.

Features	Advantages	Benefits
* Carbon Steel Blade	* Low Cost	* Reduces Operating Expenses in General Purpose Applications

Carbide Grit Jig, Rod and Hack Saw Blades

Carbide Grit Jig Saw Blades

For cutting materials too hard, abrasive or thin for bi-metal blades. Tungsten carbide grains are bonded to alloy body creating smooth cutting blades that will not tear thin materials and offer long life cutting difficult materials.

Cuts fiberglass, lath, plaster, ceramic tile, soil pipe, composites, particle board, laminates, hardwood flooring, marble, hardened steel and more.



Stock # SFTCG4-M

Stock Number	Description	Overall Length
SCTCG27-F	Fine Grit Saw	2-3/4"
SCTCG27-M	Medium Grit Saw	2-3/4"
SCTCG27-C	Course Grit Saw	2-3/4"
SCFTCG4-M	Flush Grit Saw	4"

Carbide Grit Rod Saw Blades and Hack Blades

These specialty blades fit standard hack saw frames and cut hard materials like glass, ceramic tile, hardened steel, and more. The carbide grit cutting edges are super resistant to heat, wear and abrasion. They also resist snagging.



Carbide Grit Rod Saws

The thin cutting profile makes it easy to cut shapes and patterns even in limited access areas. Will not tear thin materials. Carbide Grit is permanently bonded to a steel alloy rod. Cuts in both directions.

Stock Number	Dimensions	
	Inches	MM
HRCTCG10	10	250
HRCTCG12	12	300




Carbide Grit Hack Saw Blades

Cut difficult materials including hydraulic hose and stranded cable. Blades cut on both the push and pull stroke for faster cutting and longer life.

Stock Number	Dimensions	
	Inches	MM
HHCTCG10	10	250
HHCTCG12	12	300

High Speed Steel Router Bits



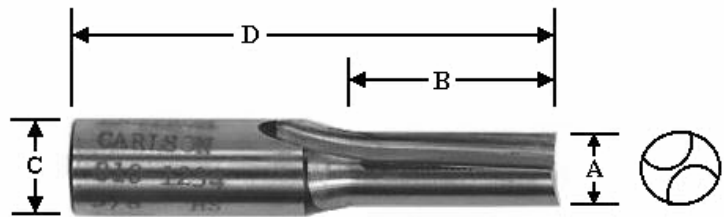
H.S.S. Double 'V' Flute

A Cutting Diameter	B Shank Diameter	C Cutting Length	D Overall Length	Stock Number	A Cutting Diameter	B Shank Diameter	C Cutting Length	D Overall Length	Stock Number
3/32	1/4	9/32	1-9/16	012-0309	3/8	1/4	1	2-1/4	012-1232
1/8	1/4	3/8	1-5/8	012-0412	3/8	3/8	1	2-1/4	012-1233
1/8	1/2	3/8	1-7/8	X	3/8	3/8	1	3	012-1234
*5/32	1/4	1/2	2	012-0516	3/8	1/2	1	2-1/2	012-1235
*3/16	1/4	5/8	1-7/8	012-0620	*3/8	1/2	1-1/4	2-3/4	012-1240
*3/16	1/4	3/4	2	012-0624	*3/8	1/2	1-1/2	3	012-1248
*3/16	1/4	1	2-1/4	012-0632	*3/8	1/2	2	3-1/2	012-1264
3/16	1/2	5/8	2-1/8	012-0621	13/32	1/2	1	2-1/2	012-1332
7/32	1/4	5/8	2	012-0720	*7/16	1/2	1-1/4	2-3/4	012-1440
1/4	1/4	5/8	1-7/8	012-0820	*7/16	1/2	1-1/2	3	X
1/4	1/4	3/4	2	012-0824	1/2	1/4	3/4	2	X
*1/4	1/4	1	2-1/4	012-0832	1/2	1/2	1-1/4	2-3/4	012-1640
*1/4	1/4	1	3	012-0833	*1/2	1/2	1-1/2	3	012-1648
*1/4	1/4	1-1/4	2-1/2	012-0840	*1/2	1/2	1-3/4	3-1/4	012-1656
*1/4	1/4	1-1/2	2-3/4	012-0848	*1/2	1/2	2	3-1/2	012-1664
*1/4	1/4	2	3-1/4	012-0864	*1/2	1/2	2	4-1/2	012-1666
1/4	1/2	3/4	2-1/4	012-0825	*1/2	1/2	2-1/4	4-1/4	012-1672
*1/4	1/2	1	2-1/2	012-0834	*17/32	1/2	1-1/4	2-3/4	012-1740
*1/4	1/2	1-1/4	2-3/4	012-0841	9/16	1/2	1-1/4	2-3/4	012-1840
*17/64	1/2	1	2-1/2	012-0931	5/8	1/2	1-1/4	2-3/4	012-2040
*9/32	1/4	1	2-1/4	012-0932	*5/8	1/2	2	3-1/2	012-2064
*9/32	1/2	1	2-1/2	012-0933	*11/16	1/2	1-1/4	2-3/4	012-2240
*5/16	1/4	1	2-1/4	012-1032	3/4	1/2	1-1/4	2-3/4	012-2440
*5/16	5/16	1	2-1/4	012-1033	3/4	1/2	2	3-1/2	012-2464
*5/16	1/2	1	2-1/2	012-1034	13/16	1/2	1-1/4	2-3/4	012-2640
*5/16	1/2	1-1/4	2-3/4	012-1040	7/8	1/2	1-1/4	2-3/4	012-2840
*5/16	1/2	1-1/2	3	012-1048	15/16	1/2	1-1/4	2-3/4	012-3040
*5/16	1/2	2	3-1/2	X	1	1/2	1-1/4	2-3/4	012-3240
11/32	1/2	1	2-1/2	012-1132	*1	1/2	2	3-1/2	012-3264

* = Not guaranteed because of long cutting

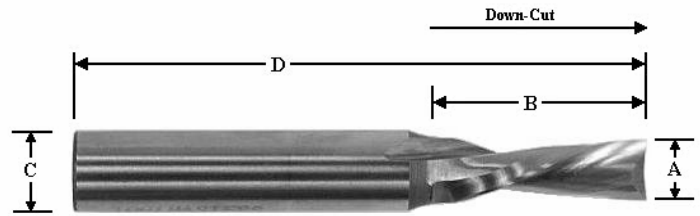
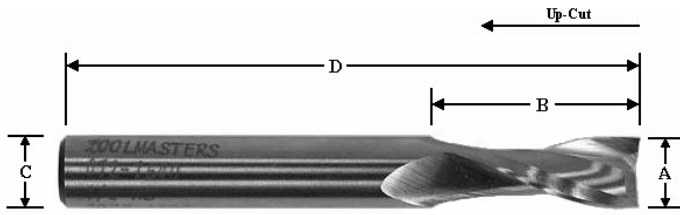
H.S.S. Double 'O' Flute

A Cutting Diameter	B Cutting Length	C Shank Diameter	D Overall Length	Stock Number
1/8	1/4	3/8	1-5/8	010-0412
3/16	1/4	5/8	2	010-0620
7/32	1/4	5/8	1-7/8	010-0720
1/4	1/4	3/4	2-1/8	010-0824
1/4	1/4	1	2-3/8	010-0832
1/4	1/2	1	2-1/2	010-0834
5/16	1/4	3/4	2-1/8	010-1024
3/8	3/8	1	2-1/2	010-1232
3/8	1/2	1	2-1/2	010-1234



Single edge cutters available sizes and prices on request.

High Speed Steel Router Bits and Adapters



H.S.S. Spiral Double Flute Up-Cut

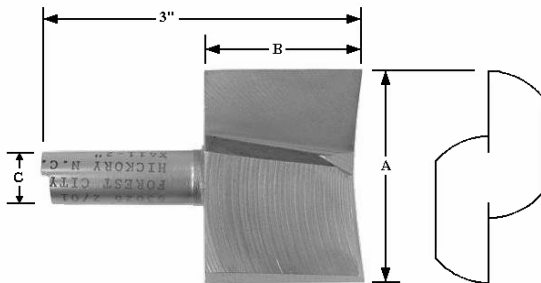
Single Edge Cutters Available

A Cutting Dia.	B Cutting Length	C Shank Dia.	D O.A. Length	Stock Number
1/8	3/8	1/4	2-1/2	072-0416
3/16	5/8	1/4	2-7/8	072-0620
7/32	7/8	1/4	3	072-0729
1/4	3/4	1/4	2-3/4	072-0824
1/4	3/4	1/2	3-1/4	072-0825
1/4	1	1/4	3	072-0832
5/16	3/4	1/2	3-1/4	072-1024
5/16	1	5/16	3-1/4	072-1032
5/16	1	1/2	3-3/8	072-1033
3/8	1	3/8	3	072-1232
3/8	1	1/2	3-1/2	072-1233
3/8	1-1/4	1/2	3-1/2	072-1240
1/2	1-1/4	1/2	4	072-1640
1/2	1-1/4	1/2	3-1/2	072-1644
1/2	1-1/2	1/2	4-1/4	072-1648
3/4	1-1/4	1/2	4	072-2440

H.S.S. Spiral Double Flute Down - Cut

Single Edge Cutters Available


A Cutting Dia.	B Cutting Length	C Shank Dia.	D O.A. Length	Stock Number
1/8	3/8	1/4	2-1/2	073-0416
3/16	5/8	1/4	2-7/8	073-0620
1/4	3/4	1/4	2-3/4	073-0824
1/4	3/4	1/2	3-1/2	073-0825
1/4	1	1/4	3	073-0832
5/16	3/4	1/2	3-1/2	073-1024
5/16	1	5/16	3-1/4	073-1032
5/16	1	1/2	3-3/4	073-1033
3/8	1	3/8	3	073-1232
3/8	1	1/2	3-1/2	073-1233
3/8	1-1/4	1/2	3-1/2	073-1240
1/2	1-1/4	1/2	4	073-1640
1/2	1-1/4	1/2	3-1/2	073-1644
1/2	1-1/2	1/2	3-1/2	073-1647
1/2	1-1/2	1/2	4-1/4	073-1648
3/4	1-1/4	1/2	4	073-2440



H.S.S. Router Bit Blanks

Designed to be easily ground to your required pattern. All cutting edges are precision ground. 3" overall length.

A Cutting Diameter	B Cutting Length	C Shank Diameter	Stock Number
3/4	1-1/2	1/2	X4110750
1	1-1/2	1/2	X4111000
1-1/4	1-1/2	1/2	X4111250
1-1/2	1-1/2	1/2	X4111500
1-3/4	1-1/2	1/2	X4111750
2	1-1/2	1/2	X4112000
2-1/4	1-1/2	1/2	X4112250
2-1/2	1-1/2	1/2	X4112500
2-3/4	1-1/2	1/2	X4112750
3	1-1/2	1/2	X4113000



Fiber Adapters

A Inside Diameter	B Outside Diameter	C Length	Stock Number
1/8	1/4	1	003-0408
3/16	1/4	1	003-0608
1/4	3/8	1	003-0812
1/4	1/2	1	003-0816
5/16	1/2	1	003-1016
3/8	1/2	1-1/2	003-1216
1/2	3/4	1-1/2	003-1624

Solid Carbide Spiral Router Bits

Made in the USA by Whiteside Machine Company
For full line of products, Please request a catalog.



Standard Spiral Bits				
Up Cut or Down Cut				
Solid Carbide – Two Flute				
Up Cut Stock Number	Down Cut Stock Number	Cutting Diameter	Cutting Length	Overall Length
1/4" Shank				
RU1600	RD1600	1/8"	1/2"	2"
RU1700	RD1700	5/32"	5/8"	2"
RU1800	RD1800	3/16"	3/4"	2-1/2"
RU1900	RD1900	7/32"	3/4"	2-1/2"
RU2075	RD2075	1/4"	3/4"	2-1/2"
RU2100	RD2100	1/4"	1"	2-1/2"
5/16" Shank				
RU3100	RD3100	5/16"	1"	2-1/2"
3/8" Shank				
RU4075	RD4075	3/8"	3/4"	2-1/2"
RU4100	RD4100	3/8"	1"	2-1/2"
RU4125	RD4125	3/8"	1-1/4"	3"
1/2" Shank				
RU4800	RD4800	9/32"	1"	3"
RU4850	RD4850	5/16"	1"	3"
RU4875	RD4875	3/8"	3/4"	3"
RU4900	RD4900	3/8"	1-1/4"	3"
RU4950	RD4950	7/16"	1-1/4"	3"
RU5100	RD5100	1/2"	1"	3"
RU5125	RD5125	1/2"	1-1/4"	3"
RU5150	RD5150	1/2"	1-1/2"	3-1/2"
RU5200	RD5200	1/2"	2"	4"
5/8" Shank				
RU6150	RD6150	5/8"	1-1/2"	3-1/2"
RU6200	RD6200	5/8"	2"	4"
3/4" Shank				
RU7150	RD7150	3/4"	1-1/2"	3-1/2"
RU7200	RD7200	3/4"	2"	4"
RU7300	RD7300	3/4"	3"	5"

Up/Down Cut Spiral Bits				
Up/Down Cut (1+1 Compression)				
Solid Carbide – Single Flute				
Stock Number	Cutting Diameter	Cutting Length	Shank Diameter	Overall Length
UD2100	1/4"	1"	1/4"	2-1/2"
UD4125	3/8"	1-1/4"	3/8"	3"
UD5150	1/2"	1-1/2"	1/2"	3-1/2"



Up/Down Cut Spiral Bits				
Up/Down Cut (2+2 Compression)				
Solid Carbide – Two Flute				
Stock Number	Cutting Diameter	Cutting Length	Shank Diameter	Overall Length
*UD4102M	3/8"	1"	3/8"	2-1/2"
UD4122	3/8"	1-1/4"	3/8"	3"
UD5122	1/2"	1-1/4"	1/2"	3"
*UD5122M	1/2"	1-1/4"	1/2"	3"
UD5152	1/2"	1-1/2"	1/2"	3-1/2"
UD6152	5/8"	1-1/2"	5/8"	4"
UD7202	3/4"	2"	3/4"	5"

*Mortise Style – 1/4" up cut on end.



Chipbreaker Spiral Bits				
Up Cut or Down Cut				
Solid Carbide – Two Flute				
Up Cut Stock Number	Down Cut Stock Number	Cutting Diameter	Cutting Length	Overall Length
1/2" Shank				
RU5125CB	RD5125CB	1/2"	1-1/4"	3"
RU5150CB	RD5150CB	1/2"	1-1/2"	3-1/2"
RU5200CB	RD5200CB	1/2"	2"	4"

Flush Trim Spiral Bits				
Up Cut, Down Cut or Combination				
Solid Carbide – Two Flute				
These spiral bits offer state-of-the-art results in flush trimming. Our 1/4" diameter tools are great for small inside corners. The 1/8" bit uses a brass pilot. All others feature a double ball bearing guide.				
Up Cut Stock Number	Down Cut Stock Number	Cutting Diameter	Cutting Length	Overall Length
1/4" Shank				
RFT1600	RFTD1600	1/8"	3/8"	2"
RFT2100	RFTD2100	1/4"	1"	3"
1/2" Shank				
RFT5125	RFTD5125	1/2"	1-1/4"	3-3/4"
RFT5200	RFTD5200	1/2"	2"	4-3/4"
Up/Down Combination				
UDFT5152		1/2"	1-1/2"	4-1/4"

Solid Carbide Router Bits

Made in the USA by Whiteside Machine Company
For full line of products, Please request a catalog.



Solid Carbide Straight Bits				
Stock Number	Cutting Diameter	Cutting Length	Shank Diameter	Overall Length
Single Flute				
SC01	1/16"	5/16"	1/4"	1-1/2"
SC01A	3/32"	5/16"	1/4"	1-1/2"
SC02	1/8"	3/8"	1/4"	1-1/2"
SC03	5/32"	5/8"	1/4"	1-1/2"
SC04	3/16"	1/2"	1/4"	1-1/2"
SC05	7/32"	3/4"	1/4"	2"
SC06	1/4"	3/4"	1/4"	2"
SC07	1/4"	1"	1/4"	2-1/2"
SC08	1/4"	1"	1/4"	3"
SC17	5/16"	1"	5/16"	2-1/2"
Double Flute				
SC33	1/8"	1/4"	1/4"	2"
SC09	1/8"	3/8"	1/4"	1-1/2"
SC09A	1/8"	3/8"	1/4"	2"
SC10	5/32"	5/8"	1/4"	1-1/2"
SC10A	5/32"	5/8"	1/4"	2"
SC34	3/16"	3/8"	1/4"	2"
SC11	3/16"	1/2"	1/4"	1-1/2"
SC11A	3/16"	1/2"	1/4"	2"
SC12	3/16"	5/8"	1/4"	2"
SC13	7/32"	3/4"	1/4"	2"
SC35	1/4"	1/2"	1/4"	2"
SC14	1/4"	3/4"	1/4"	2"
SC15	1/4"	1"	1/4"	2-1/2"
SC16	1/4"	1"	1/4"	3"
SC18	5/16"	1"	5/16"	2-1/2"
SC19	3/8"	1"	3/8"	2-1/2"
SC19A	3/8"	1-1/4"	3/8"	3"
SC20	1/4"	3/4"	1/2"	2-3/4"
SC21	1/4"	1"	1/2"	3"
SC22	5/16"	1"	1/2"	3"
SC23	3/8"	1"	1/2"	3"
SC24	3/8"	1-1/4"	1/2"	3"
SC25	1/2"	1"	1/2"	3"
SC26	1/2"	1-1/4"	1/2"	3"
SC27	1/2"	1-1/2"	1/2"	3-1/2"

O – Flute Straight Bits				
Solid Carbide – One Flute				
Used primarily for routing plastics				
Stock Number	Cutting Diameter	Cutting Length	Shank Diameter	Overall Length
SA1600	1/8"	3/8"	1/4"	2-1/2"
SA1700	5/32"	1/2"	1/4"	2-1/2"
SA1800	3/16"	1/2"	1/4"	2-1/2"
SA1900	7/32"	5/8"	1/4"	2-1/2"
SA2075	1/4"	3/4"	1/4"	2-1/2"
SA2100	1/4"	1"	1/4"	3-1/2"
SA4100	3/8"	1"	3/8"	3"



Standard Flush Trim			
Stock Number	Cutting Length	Shank Diameter	Overall Length
SC28	3/8"	1/4"	1-1/2"
SC28B	1/4"	1/4"	1-1/2"



7° Bevel Trim			
Stock Number	Cutting Length	Shank Diameter	Overall Length
SC29	1/4"	1/4"	1-1/2"

Solid Carbide Router Bits Continued ...

Made in the USA by Whiteside Machine Company

For full line of products, Please request a catalog.



Flush and 7° Bevel Trim			
Stock Number	Cutting Length	Shank Diameter	Overall Length
SC30	3/8"	1/4"	1-1/2"



Solid Carbide Fiberglass Bit 2-1/2" Overall Length			
SC90	1/4"	3/4"	1/4"
SC90V	1/4"	3/4"	1/4"

*Note – order SC90 for flat plunge point
order SC90V for vee plunge point



Flat Bottom Veining			
Stock Number	Cutting Length	Shank Diameter	Overall Length
SC33	1/8"	1/4"	2"
SC34	3/16"	3/8"	2"
SC35	1/4"	1/2"	2"



Face Frame Counterbores				
Stock Number	Counterbore Diameter	Pilot Diameter	Length	Type
3/8" Shank				
FF301	3/8"	.136	4"	Standard
FF302	3/8"	.136	6"	Long
FF303	Replacement .136 Pilot Fishtail Drill Bit (HSS)			

Standard type fits Unique, Norfield, Evans, Ritter, and Marcon face frame boring machines.

Long version is for use on drill press.



Round Bottom Veining 2" Overall Length			
Stock Number	Radius	Cutting Diameter	Cutting Length
SC39	1/16"	1/8"	1/4"
SC40	3/32"	3/16"	3/8"
SC41	1/8"	1/4"	1/2"



Polished Solid Carbide Knives	
Stock Number	Size
6902	1/8" x 5/8" x 4"
6904	1/8" x 5/8" x 6"
6906	1/8" x 5/8" x 8"
6910	1/8" x 3/4" x 4"
6912	1/8" x 3/4" x 6"
6914	1/8" x 3/4" x 8"

Sold Individually.

Carbide Tipped Straight Router Bits

Made in the USA by Whiteside Machine Company

For full line of products, Please request a catalog.



CNC Router Bits Straight Cut - Carbide Tipped

CNC tools are designed to meet the severe applications of CNC routing. These tools offer superior performance over standard straight flute bits at the high feed rates commonly found on CNC routers. They also provide an economical alternative to the more expensive spiral bits. For the ultimate in CNC routing, choose from Whiteside's wide selection of Solid Carbide Spiral Bits listed in this catalog.

F- supplied with carbide flat bottom boring point.
V- supplied with carbide vee bottom boring point.

Stock Number	Cutting Diameter	Cutting Length	Overall Length
1/2" Shank - Single Flute			
C1052	1/2"	1-1/4"	2-7/8"
C1055	1/2"	2"	4-1/8"
1/2" Shank - Double Flute			
C1067	1/2"	1-1/4"	2-7/8"
C1069	1/2"	1-1/2"	3-1/8"
C1072	1/2"	2"	4-1/8"
5/8" Shank - Double Flute			
C6310	5/8"	1-1/4"	3"
C6320	5/8"	2"	4"
3/4" Shank - Double Flute			
C7512	3/4"	1-1/4"	3"
C7515	3/4"	1-1/2"	3-1/4"
C7520	3/4"	2"	4"
C7520F	3/4"	2"	4"
C7520V	3/4"	2"	4"
C7525	3/4"	2-1/2"	4-1/2"
C7525F	3/4"	2-1/2"	4-1/2"
C8820V	7/8"	2"	4"
C1108	1"	1-1/2"	3-1/4"
C1109	1"	2"	4-1/4"

Template Bits with Ball Bearing Guides				
Stock Number	Cutting Diameter	Cutting Length	Overall Length	Bearing Number
1/4" Shank				
*3000A	1/2"	1/8"	1-3/4"	B9WM
*3000	1/2"	1/4"	1-7/8"	B9WM
3002	1/2"	3/4"	2-1/4"	B9WM
3004	1/2"	1"	2-1/2"	B9WM
*3006	5/8"	1/4"	1-3/4"	B6WM
K41	5/8"	1/2"	2-1/4"	B6WM
K43	5/8"	3/4"	2-1/2"	B6WM
3008	5/8"	1"	2-1/2"	B6WM
*3010	3/4"	1/4"	1-3/4"	B4WM
3012	3/4"	3/4"	2-3/8"	B4WM
3014	3/4"	1"	2-5/8"	B4WM
3/8" Shank				
3015	7/8"	1"	2-5/8"	B12WM
1/2" Shank				
3016	1-1/8"	1"	3"	B11
3018	1-1/8"	1-1/2"	3-1/2"	B11
3019	1-1/8"	2"	4"	B11
***3020	3/4"	1"	2-3/4"	B19
***3021	3/4"	1-1/4"	3"	B19
***3022	3/4"	1-1/2"	3-1/4"	B19
***3023	3/4"	2"	3-5/8"	B19

* = Dado clean out bits. Used to square the bottom of dado cuts made on a table saw.

*** = The 1-1/8" dia tools with 1/2" shank are recommended whenever possible because of the fragile nature of the B19 bearing on the 3/4" dia bits.



Template Bits with Oversize Bearings				
Stock Number	Cutting Diameter	Cutting Length	Overall Length	Bearing Number
1/4" Shank				
3025	5/16"	3/4"	2-3/4"	B9WM
3028	1/2"	1/4"	1-7/8"	B4WM
3032	9/16"	3/4"	2-1/4"	B6WM

Left Hand - Straight Cut			
Stock Number	Cutting Diameter	Cutting Length	Overall Length
1/4" Shank - Double Flute			
1014LH	1/4"	1"	2-1/2"
1/2" Shank - Double Flute			
1062LH	3/8"	1"	2-5/8"
1066LH	1/2"	1"	2-5/8"
1069LH	1/2"	1-1/2"	3-1/8"
1072LH	1/2"	2"	4-1/8"
1085LH	3/4"	1-1/4"	3"-
3/4" Shank - Double Flute			
1105LH	3/4"	2"	5"
1126LH*	3/4"	2-1/2"	5"
1128LH*	3/4"	2-1/2"	5-1/2"

* = recommended for "Topmaster" machines

Carbide Tipped Straight Router Bits Continued ...

Made in the USA by Whiteside Machine Company

For full line of products, Please request a catalog.



1/4" Shank Straight Bits			
Stock Number	Cutting Diameter	Cutting Length	Overall Length
Single Flute			
1004	1/4"	3/4"	2-1/4"
1005	1/4"	1"	2-1/2"
1007	1/4"	1"	3-1/8"
1008	9/32"	3/4"	2-1/4"
Double Flute			
1012	1/4"	1/2"	2"
1013	1/4"	3/4"	2-1/4"
1014	1/4"	1"	2-1/2"
1016	1/4"	1"	3"
1016-01	1/4"	1"	3-1/4"
1018	9/32"	1"	3"
1019	5/16"	1"	2-1/2"
1020	5/16"	1"	2-3/4"
1020x8	5/16"	1"	2-3/4"
1021	3/8"	3/4"	2-1/4"
1022	3/8"	1"	2-1/2"
1023	3/8"	1-1/4"	2-3/4"
1024	7/16"	1"	2-1/2"
1024A	31/64"	3/4"	2-1/4"
1025	1/2"	3/4"	2-1/4"
1026	1/2"	1"	2-1/2"
1027	9/16"	3/4"	2-1/4"
1027A	19/32"	3/4"	2-1/4"
1028	5/8"	3/4"	2-1/8"
1029	11/16"	3/4"	2-1/8"
1029A	23/32"	3/4"	2-1/8"
1030	3/4"	3/4"	2-1/8"
1031	3/4"	1"	2-5/8"
1033	1"	3/4"	2-1/8"
1303	1-1/4"	1/2"	2-1/8"



3/8" Shank Straight Bits			
Stock Number	Cutting Diameter	Cutting Length	Overall Length
Single Flute			
1035	3/8"	1"	2-5/8"
1036	3/8"	1-1/4"	2-7/8"
Double Flute			
1039	3/8"	1"	2-5/8"
1040WM	3/8"	1-1/4"	2-7/8"
1041	3/8"	1-1/4"	3-5/8"
1043	1/2"	1"	2-1/2"
1045	7/8"	1"	2-1/2"

1/2" Shank Straight Bits				
Stock Number	Cutting Diameter	Cutting Length	Overall Length	Special Use
Single Flute				
1049	3/8"	1"	2-5/8"	
1050	3/8"	1-1/4"	2-7/8"	
1051	1/2"	3/4"	2-3/8"	Midwest Machine
1052	1/2"	1-1/4"	2-7/8"	
1054	1/2"	1-1/2"	3-1/8"	
1055	1/2"	2"	4-1/8"	
1055A	1/2"	2-1/2"	4-3/8"	
Double Flute				
1058	1/4"	3/4"	2-3/8"	Incra™
1059	9/32"	3/4"	2-3/8"	
1060	5/16"	1"	2-5/8"	
1061	3/8"	3/4"	2-3/8"	
1062	3/8"	1"	2-5/8"	Incra™
1063	3/8"	1-1/4"	2-7/8"	
1064	13/32"	3/4"	2-1/2"	
1065	7/16"	1-1/4"	2-7/8"	
1065L	7/16"	1-1/4"	3-1/4"	Leigh #150
1065A	31/64"	1"	2-5/8"	Undersized Plywood Dado
1066	1/2"	1"	2-5/8"	
1067	1/2"	1-1/4"	2-7/8"	Leigh # 160
1067F	1/2"	1-1/4"	2-7/8"	Carbide Boring Point
1069	1/2"	1-1/2"	3-1/8"	
1069DS	1/2"	1-1/2"	3-1/8"	Down Shear
1070	1/2"	1-1/2"	4-1/8"	
1071	1/2"	2"	3-1/2"	
1072	1/2"	2"	4-1/8"	
1073	1/2"	2-1/2"	4-3/8"	
1074	17/32"	1-1/4"	2-7/8"	
1075	9/16"	1-1/4"	3"	
1075A	19/32"	3/4"	2-1/4"	Undersize Plywood Dado
1076	5/8"	1"	2-1/2"	
1076F	5/8"	1"	2-1/2"	Carbide Boring Point
1077	5/8"	1-1/4"	3"	
1078	5/8"	1-1/2"	3"	
1079	5/8"	2"	4"	
1080	21/32"	1-1/4"	3"	
1082	11/16"	1"	2-1/2"	
1083	11/16"	1-1/4"	3"	
1083A	23/32"	1"	2-1/2"	Undersize Plywood Dado
1302A	3/4"	5/8"	2-1/4"	Mortising
1084	3/4"	1"	2-3/4"	
1085	3/4"	1-1/4"	3"	
1085F	3/4"	1-1/4"	3"	Carbide Boring Point
1086	3/4"	1-1/2"	3-1/4"	
1087	3/4"	2"	3-5/8"	
1088	25/32"	1-1/4"	3"	
1090	13/16"	1-1/4"	3"	
1091	7/8"	1-1/4"	3"	
1093	1"	1-1/4"	3"	
1093F	1"	1-1/4"	3"	Carbide Boring Point
1094	1"	1-1/2"	3"	
1095	1"	2"	3-3/4"	
1096	1-1/8"	1-1/2"	3"	
1304	1-1/4"	1/2"	2-1/8"	Mortising
1097	1-1/4"	1-1/2"	3"	
1098	1-3/8"	1-1/4"	3"	
1099	1-1/2"	1-1/4"	3"	
1100	1-3/4"	1-1/4"	3"	
1101	2"	1-1/4"	3"	

Carbide Tipped Straight Router Bits – Metric Sizes

Made in Canada by FS Tool

1/4" Shank Straight Metric Bits			
Stock Number	Cutting Diameter	Cutting Length	Overall Length
RM100	3mm	5/16"	1-9/16"
RM101	4mm	7/16"	2"
RM102	5mm	7/16"	2"
RM103	6mm	3/4"	2"
RM104	7mm	3/4"	2"
RM105	8mm	3/4"	2"
RM106	8mm	1"	2-1/4"
RM107	9mm	3/4"	2"
RM108	10mm	3/4"	2"
RM109	11mm	3/4"	2"
RM110	12mm	3/4"	2"
RM111	13mm	3/4"	2"
RM112	14mm	3/4"	2"
RM113	15mm	3/4"	2"
RM114	16mm	3/4"	2"
RM115	16mm	1-1/4"	2-1/4"
RM116	17mm	3/4"	2"
RM117	18mm	3/4"	2"
RM118	19mm	3/4"	2"
RM119	20mm	3/4"	2"
RM120	21mm	3/4"	2"
RM121	22mm	3/4"	2"
RM122	25mm	3/4"	2"



1/2" Shank Straight Metric Bits			
Stock Number	Cutting Diameter	Cutting Length	Overall Length
RM130	6mm	3/4"	2-1/2"
RM131	8mm	1"	2-5/8"
RM132	10mm	1"	2-1/2"
RM133	10mm	1-1/4"	3"
RM134	12mm	1"	2-5/8"
RM135	12mm	1-1/4"	2-7/8"
RM136	12mm	1-1/2"	3"
RM137	12mm	2"	4-1/4"
RM138	14mm	1"	2-5/8"
RM140	16mm	1"	2-5/8"
RM141	16mm	1-1/4"	2-7/8"
RM142	16mm	1-1/2"	3-1/8"
RM143	18mm	1-1/4"	2-7/8"
RM144	19mm	1"	2-5/8"
RM145	19mm	1-1/4"	2-7/8"
RM146	19mm	1-1/2"	3-1/8"
RM147	20mm	1"	2-5/8"
RM148	20mm	1-1/4"	2-7/8"
RM149	22mm	1"	2-5/8"
RM150	25mm	1-1/4"	2-7/8"
RM151	25mm	1-1/2"	3-1/8"
RM152	27mm	1-1/4"	2-7/8"
RM153	30mm	1"	2-5/8"
RM154	35mm	1"	2-5/8"
RM155	40mm	1-1/4"	2-7/8"
RM156	51mm	1-1/4"	2-7/8"



Mortising/ Staggertooth Router Bits

Made in the USA by Whiteside Machine Company
For full line of products, Please request a catalog.



Mortise Bits			
Stock Number	Cutting Diameter	Cutting Length	Overall Length
1/4" Shank			
1300	1/2"	3/4"	2-1/8"
1301	5/8"	3/4"	2-1/8"
1302	3/4"	3/4"	2-1/8"
1303	1-1/4"	1/2"	2-1/8"
1/2" Shank			
1302A	3/4"	5/8"	2-1/4"
1304	1-1/4"	1/2"	2-1/8"

Helix Mortise Arbors			
Stock Number	Shank Diameter	Thread	Overall Length
HMA-1/4	1/4"	1/4"-28	1-3/4"
HMA-1/2	1/2"	1/4"-28	1-3/4"
HMA-1/4A*	1/4"	5/16"-24	1-3/4"
HMA-1/2A*	1/2"	5/16"-24	1-3/4"

* Fits #13-1250A only



If you need a square corner on your mortise, use Whiteside's (Square Corner Chisel).

9600 – Square Corner Chisel

Use this tool to square up the round corners left behind when routing hinge mortises. Hold unit in mortise corner and strike with hammer. This chisel features a sharp 3/8" square hardened steel cutting blade. Made in the USA by Whiteside Machine Company.



Screw Type Helix Mortise With Downshear – Cutter Only				
Stock Number	Cutting Diameter		Cutting Length	Overall Length
	Fractional	Decimal		
13-500	1/2"	.500	5/8"	7/8"
13-515	33/64"	.515	5/8"	7/8"
13-531	17/32"	.531	5/8"	7/8"
13-562	9/16"	.562	5/8"	7/8"
13-625	5/8"	.625	5/8"	7/8"
13-640	41/64"	.640	5/8"	7/8"
13-656	21/32"	.656	5/8"	7/8"
13-687	11/16"	.687	5/8"	7/8"
13-719	23/32"	.719	5/8"	7/8"
13-750	3/4"	.750	5/8"	7/8"
13-765	49/64"	.765	5/8"	7/8"
13-781	25/32"	.781	5/8"	7/8"
13-812	13/16"	.812	5/8"	7/8"
13-875	7/8"	.875	5/8"	7/8"
13-937	15/16"	.937	5/8"	7/8"
13-1000	1"	1.000	1/2"	1/2"
13-1125	1-1/8"	1.125	1/2"	1/2"
13-1250	1-1/4"	1.250	1/2"	1/2"
13-1250A*	1-1/4"	1.250	1/2"	1/2"

* 13-1250A Supplied with 5/16"-24 threads
All others supplied with 1/4"-28 threads
Special cutting diameters available by special order.




Staggertooth Bits			
Stock Number	Cutting Diameter	Cutting Length	Overall Length
1/2" Shank			
1201	3/8"	1-1/2"	3-1/8"
1202	1/2"	1-1/2"	3-1/8"
1203	1/2"	2-1/8"	4"
1205	1/2"	2-5/8"	5-1/2"

Up/Down Staggertooth Bits Opposite Shear (compression)			
Stock Number	Cutting Diameter	Cutting Length	Overall Length
1/2" Shank			
1250	1/2"	1-1/2"	3-1/2"
1252	1/2"	2"	4"
5/8" Shank			
1260	3/4"	2"	4"
3/4" Shank			
1270	3/4"	2"	4"

Round Nose and Half Round Router Bits

Made in the USA by Whiteside Machine Company

For full line of products, Please request a catalog.



Round Nose Bits (Core Box)				
Stock Number	Radius	Cutting Diameter	Cutting Length	Overall Length
1/4" Shank				
SC39*	1/16"	1/8"	1/4"	2"
SC40*	3/32"	3/16"	3/8"	2"
SC41*	1/8"	1/4"	1/2"	2"
1403	3/16"	3/8"	1/2"	2"
1404	1/4"	1/2"	5/8"	2-1/4"
1405	5/16"	5/8"	3/8"	2"
1406	3/8"	3/4"	7/16"	2"
1/2" Shank				
1407	3/16"	3/8"	1"	2-5/8"
1408	1/4"	1/2"	1-1/4"	2-7/8"
1410	5/16"	5/8"	1-1/4"	2-7/8"
1411	3/8"	3/4"	1-1/4"	2-7/8"
1412	7/16"	7/8"	1-1/4"	2-7/8"
1413	1/2"	1"	1-1/4"	2-7/8"
1414	5/8"	1-1/4"	1-1/4"	3"
1415	3/4"	1-1/2"	1-1/4"	3"
1416	7/8"	1-3/4"	1-1/4"	3"
1417	1"	2"	1-1/4"	3"
3/4" Shank				
1420	3/8"	3/4"	2"	4"

*-Solid Carbide

Half Round (Bull Nose)				
Stock Number	"R" Radius	"B" Opening of Cutter	"C" Cutting Length	Large Diameter
1/4" Shank				
1425	3/32"	3/16"	1/2"	3/4"
1426	1/8"	1/4"	9/16"	7/8"
1427	3/16"	3/8"	7/8"	1"
1428	1/4"	1/2"	1"	1-1/8"
1/2" Shank				
1429	3/32"	3/16"	1/2"	3/4"
1430	1/8"	1/4"	9/16"	7/8"
1431	3/16"	3/8"	7/8"	1"
1432	1/4"	1/2"	1"	1-1/8"
1432A	5/16"	5/8"	1"	1-1/4"
1433	3/8"	3/4"	1-1/4"	1-5/8"
1433A	7/16"	7/8"	1-1/2"	1-7/8"
1434	1/2"	1"	1-1/2"	1-15/16"
1434A	9/16"	1-1/8"	1-1/2"	1-15/16"
1435	5/8"	1-1/4"	1-3/4"	2-3/16"
1436	3/4"	1-1/2"	1-7/8"	2-7/16"

Note- Large Diameter minus "B" opening equals small diameter.



Round Nose With Bearing Guide				
<i>The addition of a shank mounted bearing extends the use of the round nose bits in lettering, veining, or decorative cuts when following a template.</i>				
Stock Number	Radius	Cutting Diameter	Cutting Length	Bearing Number
1404B	1/4"	1/2"	5/8"	B9WM
1405B	5/16"	5/8"	3/8"	B6WM
1406B	3/8"	3/4"	7/16"	B4WM



Plunge Cut Hand Grip				
Stock Number	"A" Bead Opening	"B" Bead Depth	Cutting Length	Overall Length
1440WM	7/8"	1/4"	1-3/8"	3-1/2"

Use with B11 Bearing and LC 1/2 lock collar on shank for guide template routing.

Oval Edge (Half Bull Nose)				
Stock Number	"A" Bead Opening	"B" Bead Depth	"C" Cutting Length	Large Diameter
1/2" Shank				
1474	1/2"	1/8"	1"	3/4"
1476	3/4"	3/16"	1-1/4"	1"
1478	1"	3/16"	1-1/4"	1"
1480	1-1/2"	1/4"	1-3/4"	1-1/4"



V Groove, Panel and Cove Router Bits

Made in the USA by Whiteside Machine Company

For full line of products, Please request a catalog.



V Groove - 90° Included Angle			
Stock Number	Cutting Diameter	Point Length	Overall Length
1/4" Shank			
1500*	1/4"	1/8"	1-1/2"
1501	3/8"	3/16"	1-7/8"
1502	1/2"	1/4"	1-7/8"
1/2" Shank			
1503	1/2"	1/4"	2"
1504	3/4"	3/8"	2-1/4"
1505	1"	1/2"	2-1/2"
1507	1-1/2"	3/4"	2-3/4"

* - Solid Carbide

Panel Bits -Pilot Plunge Point-				
Stock Number	Cutting Diameter	Cutting Length	Shank Diameter	Overall Length
Single Flute				
1700	1/4"	3/4"	1/4"	2-5/8"
1701	3/8"	1"	3/8"	3-1/4"
1702	1/2"	1-1/4"	1/2"	4"
Double Flute				
1704	3/8"	1"	1/4"	3-1/4"
1705	3/8"	1"	3/8"	3"
1706	1/2"	1-1/4"	1/2"	4"



V Groove - 60° Included Angle			
Stock Number	Cutting Diameter	Point Length	Overall Length
1/4" Shank			
*1540	1/4"	7/32"	1-1/2"
*#1541	1/4"	7/32"	2"
1550	1/2"	7/16"	2"
1/2" Shank			
1560	1/2"	7/16"	2-1/4"

* - Solid Carbide

- Features three flutes for improved veining.



Cove Bits -All have Bearing Number B3WM-			
Stock Number	Radius	Large Diameter	Cutting Length
1/4" Shank			
1800A	3/16"	7/8"	1/2"
1800	1/4"	1"	1/2"
1801	3/8"	1-1/4"	1/2"
1802	1/2"	1-1/2"	5/8"
1/2" Shank			
1803	1/4"	1"	1/2"
1804	3/8"	1-1/4"	1/2"
1805	1/2"	1-1/2"	5/8"
1806	5/8"	1-3/4"	3/4"
1807	3/4"	2"	7/8"
1810	1"	2-1/2"	1"



Point Cutting Roundover Decorative Trimming and Lettering				
Stock Number	Radius	Cutting Diameter	Cutting Length	Overall Length
1/4" Shank				
1570	3/16"	3/8"	3/8"	2"
1572	1/4"	1/2"	1/2"	2"
1574	3/8"	3/4"	5/8"	2"
1/2" Shank				
1580	3/8"	3/4"	5/8"	2-1/4"

Rabbeting/Slotting Cutters and Roman Ogee Router Bits

Made in the USA by Whiteside Machine Company

For full line of products, Please request a catalog.



Rabbet Bits				
Stock Number	Large Diameter	Cutting Length	Cutting Depth	Bearing Number
1/4" Shank				
1900	1-1/4"	1/2"	3/8"	B3WM
1951	1-3/8"	1/2"	1/2"	B2WM
1/2" Shank				
1901	1-1/4"	1/2"	3/8"	B3WM
1954	1-3/8"	1/2"	1/2"	B2WM
1959	1-7/8"	1"	3/4"	B2WM



Slotting Cutters -1-7/8" Cutting Diameter – 5/16" Bore-			
Stock Number		Kerf	
3 Wing	4 Wing	Decimal	Fractional
6700A	6700B	.062	1/16"
6701A	X	.070	X
6702A	X	.080	X
6703A	6703B	.094	3/32"
6704A	X	.100	X
6704C	X	.110	7/64"
6705A	6705B	.125	1/8"
6708A	X	.156	5/32"
6709A	X	.187	3/16"
6709C	X	.218	7/32"
6710A	6710B	.250	1/4"
6712A	X	.281	9/32"

Special sizes available upon request.



Slotting and Rabbeting				
Stock Number	Large Diameter	Cutting Length	Cutting Depth	Overall Length
1/4" Shank				
1904	1-1/4"	1/8"	3/8"	2"
1908*	1-1/2"	5/32"	1/2"	1-3/4"
1912	1-1/4"	1/4"	3/8"	2"
1916	1-1/4"	3/8"	3/8"	2"
1920	1-1/2"	1/2"	1/2"	2"
1/2" Shank				
1906	1-1/4"	1/8"	3/8"	2"
1910*	1-1/2"	5/32"	1/2"	2"
1914	1-1/4"	1/4"	3/8"	2"
1918	1-1/4"	3/8"	3/8"	2-1/8"
1922	1-1/2"	1/2"	1/2"	2-1/4"
1924	1-1/4"	3/4"	3/8"	2-1/2"

B3WM Bearing Supplied

* - Proper size for Biscuit Joining.

Increase the versatility of your Rabbeting Bits by simply changing the bearing size to vary your cutting depth.



Roman Ogee -Bearing Number B3WM-				
Stock Number	Radius	Large Diameter	Cutting Length	Overall Length
1/4" Shank				
2200	5/32"	1-1/8"	9/16"	2"
2201	1/4"	1-1/2"	11/16"	2-1/4"
1/2" Shank				
2202	5/32"	1-1/8"	9/16"	2-1/4"
2203	1/4"	1-1/2"	11/16"	2-3/8"
2210	3/8"	2"	1"	2-3/4"



Slotting Cutter Arbors -Includes B5WM Bearing for 1/2" depth of cut.-		
Stock Number	Shank Size	Overall Length
A200B	1/4"	2-3/8"
A205B	3/8"	2-3/8"
A210B	1/2"	2-3/8"
A220B	1/2"	4"

Note: A220B has an extra long shank for extended reach.

Use B20 Bearing for 9/16" depth of cut.

Use B25 Bearing for 3/8" depth of cut.

Use B26 Bearing for 1/4" depth of cut.

Use B27 Bearing for 5/8" depth of cut.

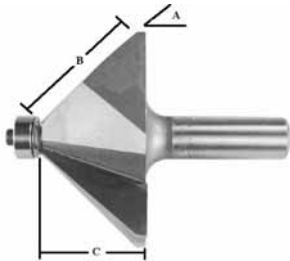
Roundover and Chamfer Router Bits

Made in the USA by Whiteside Machine Company
For full line of products, Please request a catalog.



Roundover & Beading Ball Bearing Guide				
1/4" Shank				
Round-Over Stock Number	Beading Stock Number	Radius	Large Diameter	Cutting Length
2000A	2100A	1/16"	5/8"	1/2"
2000C	2100C	1/8"	3/4"	1/2"
2000D	2100D	5/32"	13/16"	1/2"
2000	2100	3/16"	7/8"	1/2"
2001	2101	1/4"	1"	1/2"
2002	2102	5/16"	1-1/8"	1/2"
2003	2103	3/8"	1-1/4"	5/8"
2004	2104	1/2"	1-1/2"	3/4"
1/2" Shank				
2005	2105	3/16"	7/8"	1/2"
2006	2106	1/4"	1"	1/2"
2007	2107	5/16"	1-1/8"	1/2"
2008	2108	3/8"	1-1/4"	5/8"
2008A	X	7/16"	1-3/8"	5/8"
2009	2109	1/2"	1-1/2"	3/4"
2009A	X	5/8"	1-3/4"	1"
2009B	X	9/16"	1-5/8"	3/4"
2010	2110	3/4"	2"	1"
2011	X	7/8"	2-1/4"	1-1/8"
2012	X	1"	2-1/2"	1-5/16"
2013	X	1-1/8"	3"	1-1/2"
2014	X	1-1/4"	3-1/4"	1-3/4"
2015	X	1-3/8"	3-1/2"	1-3/4"
2016	X	1-1/2"	3-3/4"	1-7/8"

Bearing: Use B3WM for Rounding Over
Use B2 for Beading
Use B4WM for 2013 through 2016



45° Chamfer -Bearing Number B3WM-				
Stock Number	"A" Degree Of Angle	"B" Cutting Length	"C" Cutting Height	Overall Length
1/4" Shank				
2302	45°	5/8"	7/16"	2"
1/2" Shank				
2305	45°	5/8"	7/16"	2-1/4"
2306	45°	1-1/16"	3/4"	2-1/2"
2310	45°	1-1/2"	1-1/16"	3"

Plunge Roundover With Plunge Point					
Stock Number	"R" Radius	"A" Large Diameter	"B" Small Diameter	"C" Pattern Length	Overall Length
1/4" Shank					
2050	1/8"	3/8"	1/8"	1/4"	1-3/4"
2051	3/16"	5/8"	1/4"	1/8"	1-3/4"
2052	1/4"	3/4"	1/4"	3/8"	1-7/8"
1/2" Shank					
2055	1/4"	3/4"	1/4"	1/4"	2"
2056	1/4"	3/4"	1/4"	3/8"	2"
2057	3/8"	1"	1/4"	5/16"	2-1/8"
2058	3/8"	1"	1/4"	9/16"	2-1/4"
2060	1/2"	1-3/8"	3/8"	3/4"	2-1/2"
2062	9/16"	1-5/8"	1/2"	1"	2-3/4"
2064	5/8"	1-3/4"	1/2"	1-1/16"	3"
2066	3/4"	2"	1/2"	1-1/8"	3"
Roundover & Edge Trim (long nose)					
1/2" Shank					
2068*	3/16"	1"	1/2"	13/16"	2-5/8"
2070**	3/16"	1"	1/2"	1-5/16"	3-1/8"
2072*	1/4"	1-1/8"	1/2"	13/16"	2-5/8"
2074**	1/4"	1-1/8"	1/2"	1-5/16"	3-1/4"
2076*	3/8"	1-3/8"	1/2"	13/16"	2-3/4"
2078**	3/8"	1-3/8"	1/2"	1-5/16"	3-1/4"

* - Edge trim for 3/4" stock
** - Edge trim for 1-1/4" stock



Edge Bevel -Bearing Number B3WM-				
Stock Number	"A" Degree Of Angle	"B" Cutting Length	"C" Cutting Height	Overall Length
1/4" Shank				
2298*	7°	3/8"	3/8"	2-1/8"
2300	15°	1/2"	1/2"	2"
2300A*	15°	1/4"	1/4"	2"
2301	25°	9/16"	1/2"	2"
2308 1	30°	7/8"	3/4"	2-3/4"
1/2" Shank				
2325 3	15°	1"	15/16"	2-3/4"
2307 2	22-1/2°	15/16"	7/8"	2-3/4"
2309 1	30°	7/8"	3/4"	2-3/4"

* - Used on Laminate Trim
1 - Used for six sided boxes.
2 - Used for eight sided boxes.
3 - Used for twelve sided boxes.

Keyhole/ Carbide Tipped Flush Trim Router Bits

Made in the USA by Whiteside Machine Company

For full line of products, Please request a catalog.



Flush Trim - Two Flute				
Stock Number	Cutting Diameter	Cutting Length	Overall Length	Bearing Number
1/4" Shank				
2400	3/8"	1"	2-5/8"	B1
2401	3/8"	1/2"	2-1/8"	B1
2402	1/2"	1"	2-1/2"	B3WM
2403	1/2"	1/2"	2-1/8"	B3WM
1/2" Shank				
2404A	3/8"	1"	3-1/8"	B1
2405	1/2"	1"	3-1/4"	B3WM
2406	1/2"	1/2"	2-3/4"	B3WM
2407	1/2"	1-1/2"	3-5/8"	B3WM
2408	1/2"	2"	4"	B3WM
2410	3/4"	1-1/4"	3"	B4WM



Flush Trim - Three Flute				
Stock Number	Cutting Diameter	Cutting Length	Overall Length	Bearing Number
1/4" Shank				
2500	1/2"	1"	2-1/2"	B3WM
2501	1/2"	1/2"	2-1/8"	B3WM
1/2" Shank				
2502	1/2"	1"	3-1/4"	B3WM
2503	1/2"	1/2"	2-3/4"	B3WM
2504	1/2"	1-1/2"	3-5/8"	B3WM
2505	1/2"	2"	4"	B3WM



Flush Trim - Two Flute With Double Bearings				
Stock Number	Cutting Diameter	Cutting Length	Overall Length	Bearing Number
1/2" Shank				
2457	1/2"	1-1/2"	3-7/8"	B3WM
2458	1/2"	2"	4-1/4"	B3WM



Flush Trim - Three Flute With Double Bearings				
Stock Number	Cutting Diameter	Cutting Length	Overall Length	Bearing Number
1/2" Shank				
2554	1/2"	1-1/2"	3-7/8"	B3WM
2555	1/2"	2"	4-1/4"	B3WM



Down Shear Flush Trim - Two Flute -				
Stock Number	Cutting Diameter	Cutting Length	Overall Length	Bearing Number
1/4" Shank				
2560	3/4"	5/8"	2-1/8"	B4WM
1/2" Shank				
2570	3/4"	1"	3"	B4WM
2575	3/4"	1-1/2"	3-1/2"	B4WM
2580	3/4"	2"	4"	B4WM



Overhang Trim Bit				
Stock Number	Overhang	Cutting Diameter	Cutting Length	Bearing Number
2468	1/16"	3/8"	1/2"	B3WM
2470	1/8"	3/8"	1/2"	B7WM



Flush Trim V-Groove - Two Flute					
Stock Number	Cutting Diameter	Cutting Length	Shank Diameter	Overall Length	Bearing Number
2425	1/2"	1"	1/4"	2-1/2"	B3WM
2426	1/2"	1"	1/2"	3-1/4"	B3WM



Keyhole				
Stock Number	Large Diameter	Small Diameter	Cutting Length	Overall Length
1/4" Shank				
3050	3/8"	3/16"	7/16"	1-1/2"
3052	1/2"	5/16"	7/16"	1-1/2"
1/2" Shank				
3051	3/8"	3/16"	7/16"	2-1/8"
3053	1/2"	5/16"	7/16"	2-1/8"

Laminate Trim/ Multi-sided Router Bits

Made in the USA by Whiteside Machine Company

For full line of products, Please request a catalog.



Laminate Trim Bits				
Two Flute – Ball Bearing Guide				
Stock Number	Bevel Degree	Large Diameter	Cut Length	Bearing Number
1/4" Shank				
2401	Flush	3/8"	1/2"	B1
2298	7°	9/16"	7/16"	B3WM
2300A	15°	5/8"	1/4"	B3WM
2301	25°	1"	9/16"	B3WM



Multi Side Bits			
A great way to join up many multi-sided projects (planters, columns, barrels, etc.). Very straightforward, this joint requires routing a notch in only one edge of each side. Notching also improves ease of assembly and total glue area. All bits are 1/2" shank and are designed for use in a router table with a fence guide.			
Stock Number	Number Of Sides	Stock (Maximum)	Large Diameter
3506	6 or 12	7/8"	1-7/8"
3508	8	7/8"	1-3/4"
3516	16	1"	1-5/8"



Combination Flush or Bevel Laminate Trim Bits				
Two Flute				
Stock Number	Cutting Diameter	Degree of Angle	Cutting Length	Overall Length
1/4" Shank				
2800	7/16"	22-1/2°	1/2"	1-1/8"
2801	7/16"	22-1/2°	1/2"	1-7/8"

On six and eight sided objects, the exterior side is cut face up on a router table. Twelve and sixteen sided objects are cut face down. The same bit (#3506) is used for six and twelve sided objects.

Either flush or ribbed (outside corners protruding) construction is possible. Ribbed construction is recommended with twelve and sixteen sides because the interior leg of the notch will be very small when made flush. Outside corners on ribbed construction can be cut or sanded down for flush appearance if desired.


Location of the inside corner of the notch (i.e. vertical bit adjustment) is important for final finish appearance. The outside leg of the notch (closest to the exterior) should be the same length as the stock thickness for flush construction. This will put the inside corner of the notch in the center of the side on six sided flush projects. The inside corner will be below center (furthest from exterior side) on all others. Allow extra stock to experiment and set corner height as desired. Move notch towards exterior side (raise the bit) to increase rib size (amount of outside corner protruding). Move notch away from exterior side (lower the bit) to decrease amount of rib. Note: bit adjustment is reversed on twelve and sixteen sides since those staves are cut face down.



Laminate Trimmers				
With Euro Square Bearing				
Stock Number	Cutting Diameter	Cutting Length	Overall Length	Bearing Number
1/4" Shank				
2640	1/2"	1/4"	1-5/8"	B3SQ
1/2" Shank				
2660	3/4"	5/8"	2-1/4"	B8SQ

Dovetail Router Bits

Made in the USA by Whiteside Machine Company
For a full line of products, Please request a catalog.



Stock Number	Large Diameter	Depth Of Cut	Shank Diameter	Overall Length	Cross Reference
7° Angle					
D7-625	5/8"	7/8"	1/2"	2-5/8"	Incr TM
D7-750	3/4"	7/8"	1/2"	2-5/8"	Incr TM
D7-875*	7/8"	7/8"	1/2"	2-1/2"	Stair Tread
7-1/2° Angle					
D75-25 sc	1/4"	5/16"	1/4"	2-1/2"	Incr TM /OmniJig® 43639
8° Angle					
D8-250 sc	1/4"	1/4"	1/4"	2-1/2"	Leigh #50
D8-250x8 sc	1/4"	1/4"	8mm	2-1/2"	Leigh #50-8mm shank
D8-312	5/16"	3/8"	1/4"	2-1/4"	Leigh #60
D8-312x8	5/16"	3/8"	8mm	2-1/4"	Leigh #60-8mm shank
D8-375	3/8"	1/2"	1/4"	2-3/8"	Leigh #70
D8-375x8	3/8"	1/2"	8mm	2-3/8"	Leigh #70-8mm shank
D8-437	7/16"	5/8"	1/4"	2-3/8"	Leigh #75
D8-437x8	7/16"	5/8"	8mm	2-3/8"	Leigh #75-8mm shank
D8-500	1/2"	13/16"	1/4"	2-3/4"	Leigh #80
D8-500x8	1/2"	13/16"	8mm	2-3/4"	Leigh #80-8mm shank
D8-687	11/16"	1"	1/2"	3"	Leigh #90
D8-812	13/16"	1-1/4"	1/2"	3-1/4"	Leigh #100
9° Angle					
D9-372	3/8"	3/8"	1/4"	2"	Incr TM
D9-373	3/8"	3/8"	3/8"	2"	
D9-375*	3/8"	3/8"	1/2"	2"	
D9-376*	3/8"	3/8"	1/2"	2-1/2"	Incr TM
D9-390*	.390	3/8"	1/2"	2"	
10° Angle					
D10-50	1/2"	5/8"	1/4"	2-1/2"	Incr TM /Leigh #101
D10-50x8	1/2"	5/8"	8mm	2-1/2"	Leigh #101-8mm shank
D10-55	1/2"	5/8"	1/2"	2-5/8"	Incr TM
14° Angle					
D14-375	3/8"	3/8"	1/4"	2"	
D14-50	1/2"	1/2"	1/4"	2"	Incr TM /OmniJig® #43705
D14-51	1/2"	1/2"	1/4"	2-3/8"	Leigh #120
D14-51x8	1/2"	1/2"	8mm	2-3/8"	Leigh #120-8mm shank
D14-55	1/2"	1/2"	1/2"	2-1/2"	Incr TM /OmniJig® #43750
D14-531	17/32"	1/2"	1/4"	2"	Incr TM
D14-75	3/4"	3/4"	1/2"	3"	OmniJig® #43774
D14-100	1"	7/8"	1/2"	2-1/2"	
18° Angle					
D18-50	1/2"	3/8"	1/4"	2-1/4"	Leigh #128
D18-50x8	1/2"	3/8"	8mm	2-1/4"	Leigh #128-8mm shank
Straight Bits					
1020	5/16"	1"	1/4"	2-3/4"	Leigh #140
1020x8	5/16"	1"	8mm	2-3/4"	Leigh #140-8mm shank

* - Also stocked in Left Hand add LH to stock number.

sc - solid carbide

All bits designated IncraTM are also compatible with the Jion-TechTM System

Bearings and Accessories

Made in the USA by Whiteside Machine Company
For full line of products, Please request a catalog.



Ball Bearings			
Stock Number	Outside Diameter	Inside Diameter	Application
B1A	1/4"	1/8"	
B1	3/8"	1/8"	
B2	3/8"	3/16"	
B3WM	1/2"	3/16"	Standard
B3BLK	1/2"	3/16"	100pcs. Bulk
B3S	1/2"	3/16"	Non-Mar Nylon Sleeve
B3T	1/2"	3/16"	Teflon® Shield
B3U	.490"	3/16"	For re-sharps (undersize)
B4WM	3/4"	1/4"	Standard
B5WM	7/8"	5/16"	
B6WM	5/8"	1/4"	
B7WM	5/8"	3/16"	
B8WM	3/4"	3/16"	
B9WM	1/2"	1/4"	
B9U	.490"	1/4"	For re-sharps (undersize)
B11	1-1/8"	1/2"	
B12WM	7/8"	3/8"	
B14	11/16"	3/16"	
B15	13/16"	3/16"	
B16	1-1/4"	1/2"	
B17	1-3/8"	1/2"	
B18	1-1/2"	1/2"	
B19	3/4"	1/2"	
B20	3/4"	5/16"	
B21	7/8"	1/4"	
B24	1-7/8"	1/2"	
B25	1-1/8"	5/16"	
B26	1-3/8"	5/16"	
B27	5/8"	5/16"	
B28	7/8"	3/16"	
B29	1"	3/16"	
BB300	7/8" X 10°	3/16"	Non-Mar Nylon Sleeve

Arbors				
Stock Number	Shank Diameter	Arbor Diameter	Arbor Length	Overall Length
A200	1/4"	5/16"	7/8"	2-3/8"
A205	3/8"	5/16"	7/8"	2-1/2"
A210	1/2"	5/16"	7/8"	2-5/8"
A220	1/2"	5/16"	7/8"	4"
A250	1/4"	5/16"	1-3/16"	2-3/4"
A260	1/2"	5/16"	1-3/16"	2-7/8"
A300	1/4"	5/16"	1-7/16"	3"
A310	1/2"	5/16"	1-7/16"	3-3/16"
A375	1/2"	5/16"	1-3/4"	3-3/8"
A550	1/2"	1/2"	1-7/8"	3-7/8"
A552	1/2"	1/2"	2-1/8"	4-1/8"
A560	1/2"	1/2"	2-3/8"	4-3/8"

Arbors include nut and washer



Steel Router Collets -Reducer Bushings-			
Stock Number	I.D.	O.D.	Overall Length
6400	1/4"	1/2"	1-1/4"
6400x8	8mm	1/2"	1-1/4"
6401	5/16"	1/2"	1-1/4"
6402	3/8"	1/2"	1-1/4"
6403	1/4"	3/4"	1-1/4"
6404	5/16"	3/4"	1-1/4"
6405	3/8"	3/4"	1-1/4"
6406	1/2"	3/4"	1-1/4"



Square Bearings
Replace the standard 1/2" B3WM Bearing found on most of Whiteside's Edge Form Bits with the B3SQ square bearing if residue build-up on the bearing or marring of the work piece is a problem.
Recommended for solid surface applications. **B3SQ** is 1/2" square. **B8SQ** is 3/4" square. Both are standard 3/16" inside diameter.

Bearing Lock Collars Retaining Collars used when bearings are added to the shanks of router bits for following Templates.		
Stock Number	Shank Diameter	Outside Diameter
LC-1/4	1/4"	7/16"
LC-1/2	1/2"	11/16"

Router Bit Sets and Wood Chisels

Router Bit Set # 401



Router Bit Set # 501



Router Bit Set # 600



Router Bit Sets			
Stock Number	Number of Pieces	Shank Size	Description
401	7 bits	1/2"	Contains most popular woodworking bits with 1/2" shanks. INCLUDES: 1/4" & 1/2" Straight bits, 3/8" Roundover, 3/8"x 1/2" Rabbet, 3/8" Cove, 45° Chamfer, and 1/2" Flush Trim.
402	7 bits	1/4"	Contains most popular woodworking bits with 1/4" shanks. INCLUDES: 1/4" & 1/2" Straight bits, 3/8" Roundover, 3/8"x 1/2" Rabbet, 3/8" Cove, 45° Chamfer, and 1/2" Flush Trim.
501	4 bits, 4 bearings	1/2"	Contains most popular Roundover/Beading bits with 1/2" shanks. Converts beading to roundover by changing bearing. INCLUDES: 1/4", 3/8", 1/2" & 3/4" Radii, extra bearings and wrench.
502	5 bits, 5 bearings	1/4"	Contains whole range Roundover/Beading bits with 1/4" shanks. Converts beading to roundover by changing bearing. INCLUDES: 1/8", 3/16", 1/4", 3/8" & 1/2" Radii, extra bearings and wrench.
600	8 bits	1/2"	Contains a collection of straight and half round bits. INCLUDES: 3/8", 1/2", 5/8" & 3/4" Straight bits, 3/8", 1/2", 5/8" & 3/4" Half Round bits This handy group covers the full assortment of bits needed for the INCRA® HingeCrafter.

Firmer Chisels

Beveled Edges. Hardwood handles with leather cap to absorb mallet blows. All-purpose Chisel for work requiring a mallet. Good for detail work. 3" long blade.




Stock # 307

Stock Number	Width
301	1/4
302	3/8
303	1/2
304	5/8
305	3/4
306	1
307	1-1/4
308	1-1/2
309	2

Firmer Gouges

Beveled outside. Made of high quality tool steel. Hardwood handles with leather cap to absorb mallet impact. Removes wood from concave surfaces.



Stock # 87

Stock Number	Width
83	1/2
84	3/4
87	1-1/2

Paring Tools

For fine finish work. Hand forged from high quality tool steel. Hand ground and finished by old time craftsmen. Enjoyed by woodworkers for over 100 years. Best grade hardwood handles.

No. 15 Paring Chisels

Beveled edges/bent shank.
The 1" is 8-1/2 inches from bolster.



Stock # 15-8

Stock Number	Width
15-1	1/4
15-2	3/8
15-3	1/2
15-4	5/8
15-5	3/4
15-6	1
15-7	1-1/4
15-8	1-1/2

No. 32 Paring Chisels

Beveled Edges. The
1" is 8-1/2 inches from bolster.



Stock # 32-8

Stock Number	Width
32-1	1/4
32-2	3/8
32-3	1/2
32-4	5/8
32-5	3/4
32-6	1
32-7	1-1/4
32-8	1-1/2
32-9	2

Series K33 are Only Available While Supplies Last!

No. K33 Standard Wood Chisel

All have 2-1/2" blade length and
high impact plastic handles.



Stock # K336

*Stock Number	Width
K331	1/4
K332	3/8
K333	1/2
K334	5/8
K335	3/4
K336	1
K337	1-1/4
K338	1-1/2
K339	2

Replacement Handles Available
When ordering handles specify blade width and number of tool to be fitted.

Professional Wood Chisels With Steel Capped Plastic Handles

Series BC are Only Available While Supplies Last!

Premiere line of wood chisels produced to Government Specifications #GGG-C-311. Blade, barrel and shank are forged from one piece of High Carbon Tool Steel. Two-zone heat treatment and temper for keen, long lasting cutting edge. 3" blade length with beveled edges, precision ground and polished. Steel cap to absorb hammer blows. Large, long life impact-resistant plastic handles. Made in the U.S.A. by Buck Bros.



Stock # 109BC

Individual Carded Chisels

*Stock Number	Width
101BC	1/4
102BC	3/8
103BC	1/2
104BC	5/8
105BC	3/4
106BC	1
107BC	1-1/4
108BC	1-1/2
109BC	2

Sets

Stock # 1040R

4 piece Chisel Set, consisting of 1/4", 1/2", 3/4", and 1" Chisels. Four of the most popular sizes.



Stock # 1040R

Stock # 1060B

6 piece Chisel Set, consisting of 1/4", 1/2", 3/4", 1", 1-1/4", and 1-1/2" Chisels.



Stock # 1060B

Wood Turning Chisels

All Wood Turning Chisels are Only Available While Supplies Last!

For wood turners who strive for perfection, there is no finer wood turning tools. Made of the same fine steel for which Buck Brothers Tools are famous. The handles are made of the best well-seasoned hardwood available and are 10 inches long. Blades are 6 inches long. Made in the U.S.A.

Wood Turners' Parting Tool

*Stock Number	Width
18-1	3/16 x 1/2



Stock # 18-1

Turning Gouges

*Stock Number	Width
20-1	3/8
20-2	5/8
20-3	1"



Stock # 20-3

Turning Chisels

*Stock Number	Description
19-1	1/4 Skew Point
19-2	1/2 Skew Point
19-3	1" Skew Point
19-4	1/4 Square Point
19-5	1/2 Square Point
19-6	1" Square Point
19-7	1/2 Spear Point
19-8	1" Spear Point
19-9	1/4 Round Point
19-10	1/2 Round Point



Stock # 19-3

Stock # 19-6

Stock # 19-8

Stock # 19-9

Sets



*No. 804- Set of 4 Tools

Paring Tool	- 1/2"
Skew Point	- 1"
Spear Point	- 1/2"
Gouge	- 1"



*No. 808 - Set of 8 Tools

Skew Point	- 1/2"	Gouge	- 1"
Skew Point	- 1"	Spear Point	- 1/2
Gouge	- 3/8"	Round Point	- 1/2
Gouge	- 5/8"	Parting Tool	- 3/16x1/2

*No. 812 - Set of 12 Tools

Skew Point	- 1/4	Round Point	- 1/4
Skew Point	- 1/2	Round Point	- 1/2
Skew Point	- 1"	Square Point	- 1/4
Gouge	- 3/8	Square Point	- 1/2
Gouge	- 5/8	Spear Point	- 1/2
Gouge	- 1"	Parting Tool	- 3/16x1/2

Professional Carvers

These fine carvers are forged from the finest steel, precision hardened and tempered, then hand finished with a fine cutting edge. The hardwood handles are 5" long, and the average total blade length is 5".



Some sizes Only Available While Supplies Last!

Professional Carvers Individual			
*Stock Number	Type	Size	Description
BK010125	#1	1/8"	Firmer Chisel
BK010250	#1	1/4"	Firmer Chisel
BK010500	#1	1/2"	Firmer Chisel
BK020125	#2	1/8"	Corner Chisel
BK020250	#2	1/4"	Corner Chisel
BK020500	#2	1/2"	Corner Chisel
BK030500	#3	1/2"	Straight Gouge
BK040250	#4	1/4"	Straight Gouge
BK040500	#4	1/2"	Straight Gouge
BK050750	#5	3/4"	Straight Gouge
BK060250	#6	1/4"	Straight Gouge
BK060625	#6	5/8"	Straight Gouge
BK070750	#7	3/4"	Straight Gouge
BK080250	#8	1/4"	Straight Gouge
BK080500	#8	1/2"	Straight Gouge
BK090750	#9	3/4"	Straight Gouge
BK110062	#11	1/16"	Straight Gouge
BK110250	#11	1/4"	Straight Gouge
BK130500	#13	1/2"	Bent Gouge
BK140625	#14	5/8"	Bent Gouge
BK160250	#16	1/4"	Bent Gouge
BK160500	#16	1/2"	Bent Gouge
BK160625	#16	5/8"	Bent Gouge
BK170250	#17	1/4"	Bent Gouge
BK210125	#21	1/8"	Front Bent Chisel
BK270250	#27	1/4"	Front Bent Chisel
BK300250	#30	1/4"	Front Bent Gouge
BK301000	#30	1"	Front Bent Gouge
BK390250	#39	1/4"	Parting Tool
BK390500	#39	1/2"	Parting Tool

Professional Carver Sets

Stock Number: 6BK

Six Piece Tool Set

Contains: 1/2" - #1, 1/4" - #2, 1/4" - #6, 1/16" - #11, 1/8" - #21, and 1/4" - #39.

Stock Number: 8BK

Eight Piece Tool Set

Contains all tools in the 6BK set plus: 1/8" - #1 and 1/4" - #27.

Stock Number: 12BK

Twelve Piece Tool Set

Contains all tools in the 8BK set plus: 1/2" - #4, 3/4" - #7, 1/2" - #8, and 1/4" - #11.

What You Should Know About Screwdriver Bits

Commonly Asked Questions:

Are your screwdriver bits milled or forged? Most of our bits are forged for many reason such as life, performance, prompt delivery and better production. We do offer some as milled and they are indicated in the catalog as such.

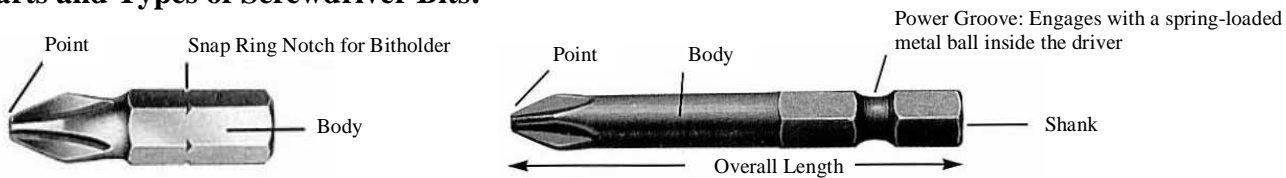
How hard are your screwdriver bits? Extra Hard: 59-63 HRC, Medium Hard & Iso-Temp: 52-56 HRC

Why is this important? *Medium Bits* are recommended for driving standard (soft) screws and for impact use. *Extra Hard Bits* are for driving heat-treated or case hardened screws, such as sheet metal or self-tapping and self-drilling screws. *Iso-Temp* Screwdriver Bits are in the Medium Hard Range and also provide additional flex as needed in some applications such as Torq-Set or Tri-Wing Bits.

How do I determine if my bit failed due to being too hard or soft? In general soft bits will round while hard bits will shatter. Sometimes trial and error provides the best information.

Do your bits have ribbed tips? We offer ribbed tips in some of our Screwdriver Bit configurations and still offer bits without for those jobs where you may not need or want that tight of a fit. Ribs reduce slippage (cam-out) and can be a real advantage when desired.

Parts and Types of Screwdriver Bits:



Insert Bits are compact bits that are economical, change over quickly, require less storage space and require a bit holder. They are 1" overall length with 1/4", 3/16" and 5/16" hex shanks.

Power Bits fit directly into the power tool for improved concentricity and easier clearance. They are 1-15/16" to 6" or longer overall length with 1/4" and 5/16" hex shanks.

Screw Head Types:



Phillips®



Slotted



Torx®



Torxalign®



Pozidriv®



Square Recess
Robertson®



Frearson



Torx w/pin



Socket Head
w/pin



Socket Head/
Allen Head

Screw Driver Bits

Phillips® Insert Bits



Phillips®




Ribs:

The interlocking ribs of the anti-cam-out system provide higher torque. Components in the system are interchangeable with standard Phillips components.



Phillips® Drywall Bit

Drywall Bits 1/4" Shank Extra-hard		
Stock Numbers	Point Size	Overall Length
24203	P2, rib	1"



Phillips® Insert Bit

- Special bit design absorbs torque peaks reducing slippage and breakage.
- Reduced diameter tip and ribs reduce cam-out and drywall damage.
- Cold formed for optimum toughness and resistance to wear.
- Most widely used style.
- Many configurations and hardnesses.



Phillips® Decking/Subflooring Bit

Decking / Subflooring Bits 1/4" Shank Extra-hard		
Stock Number	Point Size	Overall Length
24303	P2, rib	1"

1/4" Hex Shank						
Stock Numbers					Sizes	
Med Hard	Extra Hard	Ex. Hard Ribs	Iso-Temp™	Iso-Temp™ Ribs	Point Size	Overall Length
X	27019	X	45143	X	0	1"
25020	27020	46004	45189	45912	1	1"
25021	27021	46005	45190	45913	2	1"
25022	27022	X	45191	45914	3	1"
X	27023	X	X	X	2	1-1/2"
X	27024	X	X	X	2	2"
X	27025	X	X	X	2	2-1/2"
X	48429 -	Milled	X	X	2	1"



Phillips® Reduced Diameter Extra Length Bit

Reduced Diameter (.187) Extra Length			
Stock Numbers		Sizes	
Extra Hard	Iso-Temp™	Point Size	Overall Length
1/4" Hex Shank			
37513	X	1	2"
37514	X	2	2"
35715	X	2	3"
5/16" Hex Shank			
27205	35352	1	1-1/4"
27206	35353	2	1-1/4"
27207	48280	3	1-1/4"
27208	35354	4	1-1/4"



Phillips® Reduced Diameter Bit

Reduced Diameter 1/4" Hex Shank						
Stock Numbers					Sizes	
Med Hard	Extra Hard	Ex. Hard Ribs	Iso-Temp™	Iso-Temp™ Ribs	Point Size	Overall Length
X	27018	X	X	X	0R	1"
X	27035	X	X	X	1R	1"
25036	27036	45339	44963	45333	2R	1"

X = Not available

Screw Driver Bits Power Bits



Phillips®



Ribs:

The interlocking ribs of the anti-cam-out system provide higher torque. Components in the system are interchangeable with standard Phillips components.



Power Bit with Round Body

1/4" Hex Shank with 1/4" Round Bodies		
Extra Hard	Point Size	Overall Length
44150	2	1-15/16
44153	2	2-3/4
44159	2	3-1/2

- Cold formed for optimum toughness and resistance to wear.
- Most widely used style.
- Many configurations and styles.

1/4" Hex Shank with Round Bodies					
Stock Numbers			Sizes		
Med Hard	Extra Hard	Iso-Temp™	Point Size	Body Diameter	Overall Length
X	40938	X	0	3/16	1-15/16
X	27360	35301	1	3/16	1-15/16
25361	27361	49337	2	1/4	1-15/16
X	42675	X	2R	1/4	1-15/16
X	27362	35302	3	1/4	1-15/16
X	37879	X	3	5/16	1-15/16
X	27363	35303	1	3/16	2-3/4
25364	27364	49338	2	1/4	2-3/4
X	27365	35305	3	1/4	2-3/4
X	37881	X	3	5/16	2-3/4
X	28310	X	1	3/16	3
X	28311	X	2	1/4	3
X	28312	X	3	1/4	3
X	27366	35306	1	3/16	3-1/2
X	27367	49339	2	1/4	3-1/2
X	27368	35308	3	1/4	3-1/2
X	37885	X	3	5/16	3-1/2
X	28313	35317	1	3/16	4
X	28314	41251	2	1/4	4
X	28315	X	3	1/4	4
X	45794	X	1	3/16	6
X	45625	41829	2	1/4	6
X	45626	X	3	1/4	6



Power Bit with Full Hex Body

1/4" Full Hex Body			
Extra Hard	Iso-Temp™	Point Size	Overall Length
37659	45326	1	1-15/16
37661	45327	2	1-15/16
37663	45328	3	1-15/16
27369	45921	1	6
27370	45922	2	6
27371	35944	3	6
44165	Milled	2	6



Power Bit with 7/16" Hex Shank

7/16" Hex Shank 3-1/2" Overall Length			
Stock Numbers		Sizes	
Extra Hard	Iso-Temp™	Point Size	Body Diameter
27602	X	4	3/8




Power Bit Decking/Subflooring

Decking / Subflooring Bits 1/4" Hex Shank		
Extra Hard	Point Size	Overall Length
24310	P2, rib	1-15/16
24311	P3, rib	1-15/16
24325	P2, rib	3-1/2

X = Not available

Screw Driver Bits Slotted Insert Bits

- Cold formed for optimum toughness and resistance to wear.
- Common in telephone and other electrical devices.
- Proper sizing is important for efficiency.
- Many configurations and hardnesses.



Slotted



Stock #
27005

1/4" Hex Shank					
Stock Numbers		Sizes			
Extra Hard	Iso-Temp™ Ribbed	Point Size	Blade Thickness	Blade Width	Overall Length
41175	X	0-1	.024	.109	1
41176	X	1-2	.026	.125	1
41177	X	2-3	.028	.140	1
41178	X	3-4	.032	.156	1
39534	X	4-5	.034	.187	1
39535	45329	5-6	.036	.218	1
39536	45330	6-8	.040	.250	1
39537	45331	8-10	.042	.281	1
39538	45332	10-12	.046	.281	1
39539	X	12-14	.050	.281	1
27000	X	4-5	.034	.187	1-1/2
27001	X	6-8	.040	.250	1-1/2
27002	X	8-10	.042	.281	1-1/2
27003	X	10-12	.046	.281	1-1/2
27004	X	12-14	.050	.281	1-1/2
27005	X	14-16	.055	.359	1-1/2



Ribbed:

The interlocking teeth of the ribbed system provide higher torque. Components in the system are interchangeable with standard Slotted components.

5/16" Hex Shank				
Stock Numbers		Sizes		
Extra Hard	Point Size	Blade Thickness	Blade Width	Overall Length
27190	4-5	.034	.187	1-1/2
27191	6-8	.040	.250	1-1/2
27192	8-10	.042	.281	1-1/2
27193	10-12	.046	.281	1-1/2
27194	12-14	.050	.312	1-1/2
27195	14-16	.055	.359	1-1/2
27196	16-18	.064	.500	1-3/4




Stock #
27195

X = Not available

Screw Driver Bits Slotted Power Bits

1/4" Hex Shank with Round Bodies				
Extra Hard	Point Size	Blade Thickness	Blade Diameter	Overall Length
27460	1-2	.026	.122	1-15/16
27461	2-3	.028	.134	1-15/16
27462	3-4	.032	.154	1-15/16
27463	4-5	.034	.187	1-15/16
27464	5-6	.036	.215	1-15/16
27465	6-7	.038	.250	1-15/16
27466	8-10	.042	.275	1-15/16
27467	10-12	.046	.312	1-15/16
27468	12-14	.050	.360	1-15/16
27469	1-2	.026	.122	2-3/4
27470	2-3	.028	.134	2-3/4
27471	3-4	.032	.154	2-3/4
27472	4-5	.034	.187	2-3/4
27473	5-6	.036	.215	2-3/4
27474	6-7	.038	.250	2-3/4
27475	8-10	.042	.275	2-3/4
27476	10-12	.046	.312	2-3/4
27477	12-14	.050	.360	2-3/4
28290	1-2	.026	.122	3
28291	2-3	.028	.134	3
28292	3-4	.032	.154	3
28293	4-5	.034	.187	3
28294	5-6	.036	.215	3
28295	6-7	.038	.250	3
28296	8-10	.042	.275	3
28297	10-12	.046	.312	3
28298	12-14	.050	.360	3
27478	1-2	.026	.122	3-1/2
27479	2-3	.028	.134	3-1/2
27480	3-4	.032	.154	3-1/2
27481	4-5	.034	.187	3-1/2
27482	5-6	.036	.215	3-1/2
27483	6-7	.038	.250	3-1/2
27484	8-10	.042	.275	3-1/2
27485	10-12	.046	.312	3-1/2
27486	12-14	.050	.360	3-1/2
28300	1-2	.026	.122	4
28301	2-3	.028	.134	4
28302	3-4	.032	.154	4
28303	4-5	.034	.187	4
28304	5-6	.036	.215	4
28305	6-7	.038	.250	4
28306	8-10	.042	.275	4
28307	10-12	.046	.312	4
28308	12-14	.050	.360	4
27496	1-2	.020	.122	6
27497	2-3	.028	.134	6
27498	3-4	.032	.154	6
27499	4-5	.034	.187	6
27500	5-6	.036	.215	6
27501	6-7	.038	.250	6
27502	8-10	.042	.275	6
27503	10-12	.046	.312	6
27504	12-14	.050	.360	6



**Slotted
Ribbed:**

The interlocking teeth of the ribbed system provide higher torque. Components in the system are interchangeable with standard Slotted components.



**Slotted
Round
Body**

- Cold formed for optimum toughness and resistance to wear.
- Common in telephone and other electrical devices.
- Proper sizing is important for efficiency
- Many configurations and hardnesses.

1/4" Full Hex Body 1-15/16" Overall Length		
Iso-Temp™ Ribbed	Point Size	Blade Thickness
45334	5-6	.036
45335	6-8	.040
45336	8-10	.042
45337	10-12	.046



**Slotted
Full
Hex
Body**

X = Not available

Torx® and Torxalign®

Torx® Tamper Resistant Insert Bits

- Tip drilled to fit Torx® tamper resistant screws.

1/4" Hex Shank 1" Overall Length	
Extra Hard	Point Size
38911	T7H
38338	T8H
38340	T9H
38342	T10H
38344	T15H
38346	T20H
38348	T25H
38350	T27H
38352	T30H
38354	T40H

5/16" Hex Shank 1-1/4" Overall Length	
Iso-Temp™	Point Size
35380	T45H
35381	T50H
35382	T55H



Torx® W/Pin



Torx® Tamper Resistant

Torxalign® Insert Bits (wedge)

- Bits wedge into the screw.
- Fits same screws as standard Torx® bits.



Torxalign®

1/4" Hex Shank 1" Overall Length	
Extra Hard	Point Size
38763	T6W
38765	T7W
38767	T8W
38769	T9W
38771	T10W
38365	T15W
38367	T20W
38369	T25W
38371	T27W
38373	T30W



Torxalign® Insert Bit

Torx® Female Square Drive

- For ratchet wrenches.
- One-piece construction.
- Internal ball lock and groove.
- Automotive mechanic's choice.

1/4", 3/8", & 1/2" Square Drive		
Iso-Temp™	Point Size	Square Drive
38850	T9	1/4
38689	T10	1/4
38690	T15	1/4
38692	T25	1/4
38693	T27	1/4
38694	T30	1/4
38695	T40	3/8
38696	T45	3/8
40651	T47	3/8
38697	T50	3/8
38699	9-piece carded set includes 1/4"sq. dr.: T10; T15; T20; T25; T27; T30; 3/8" sq. dr.: T40; T45; T50.	



Torx®




Torx® Female Square Drive

Torxalign® Power Bits (wedge)

- Bits wedge into the screw.
- Fits same screws as standard Torx® bits.

1/4" Hex Shank 1-15/16" Overall Length		
Extra Hard	Point Size	Body Diameter
38728	T6W	.187
38730	T7W	.187
38734	T9W	.187
38736	T10W	.187
38375	T15W	.187
38377	T20W	.240
38379	T25W	.240
38381	T27W	.240
38383	T30W	.240



Torxalign® Power Bit


Screw Driver Bits

Torx® Insert Bits

- Positive torque control with no cam-outs.
- Maximum drive surface and longer drive life.
- Hot formed for optimum toughness and resistance to wear.
- Fastest growing style.
- Many configurations and hardnesses.
- Milled and chamfered.



Torx®



Torx®
Insert

1/4" Hex Shank 1" Overall Length		
Stock Numbers		Sizes
Extra Hard	Iso-Temp™	Point Size
41211	X	T6
37151	X	T7
37153	39879	T8
37155	X	T9
37157	45147	T10
37159	45148	T15
37161	45149	T20
37163	45150	T25
37165	45468	T27
37167	45151	T30
37169	45152	T40

5/16" Hex Shank 1-1/4" Overall Length	
Extra Hard	Point Size
37171	T30
37173	T40
37175	T45
X	T47
37177	T50
38333	T55

Torx® Power Bits

- Positive torque control with no cam-outs.
- Maximum drive surface and longer drive life.
- Hot formed for optimum toughness and resistance to wear.
- Fastest growing style.
- Many configurations and hardnesses.

1/4" Hex Shank				
Stock Numbers		Sizes		
Extra Hard	Iso-Temp™	Point Size	Body Diameter	Overall Length
41751	X	T6	.125	1-15/16
37713	35391	T8	.125	1-15/16
37715	45573	T10	.125	1-15/16
37717	45574	T15	.156	1-15/16
37719	45575	T20	.187	1-15/16
37721	X	T25	.187	1-15/16
37723	42312	T27	.250	1-15/16
37725	45578	T30	.250	1-15/16
37727	X	T40	.296	1-15/16
37729	X	T8	.125	2-3/4
37731	X	T10	.125	2-3/4
37733	X	T15	.156	2-3/4
37735	X	T20	.187	2-3/4
37737	X	T25	.187	2-3/4
37739	X	T27	.250	2-3/4
37741	X	T30	.250	2-3/4
37743	X	T40	.296	2-3/4
37745	X	T8	.125	3-1/2
39941	X	T9	.125	3-1/2
37747	X	T10	.125	3-1/2
37749	X	T15	.156	3-1/2
37751	X	T20	.187	3-1/2
37753	X	T25	.187	3-1/2
37755	X	T27	.250	3-1/2
37757	X	T30	.250	3-1/2
37759	X	T40	.296	3-1/2
37761	X	T8	.125	6
37763	X	T10	.125	6
37765	X	T15	.156	6
37767	X	T20	.187	6
37769	X	T25	.187	6
37771	X	T27	.250	6
37773	X	T30	.250	6
37775	X	T40	.296	6



Torx®
Power



Torx®
Power
Full
Body

1/4" Full Hex Body				
Stock Numbers		Sizes		
Extra Hard	Iso-Temp™	Point Size	Body Diameter	Overall Length
X	45371	T15	.250	1-15/16
X	45372	T20	.250	1-15/16
X	45373	T25	.250	1-15/16
X	45400	T30	.250	1-15/16

X = Not available

Pozidriv®

Insert Bits

- Cold formed for optimum toughness and resistance to wear.
- Reduces cam-out.
- Popular in automotive and other applications.

1/4" Hex Shank			
Stock Numbers		Sizes	
Extra Hard	Iso-Temp™	Point Size	Overall Length
27045	45153	1PZD	1
27046	45154	2PZD	1
27047	45939	3PZD	1
27049	X	2PZD	2

5/16" Hex Shank 1-1/4" Overall Length	
Extra Hard	Point Size
27221	2PZD



Pozidriv®



Pozidriv®
Insert

Socket Head Insert Bit

(ALLEN® type bits)

- Machined for optimum toughness and resistance to wear.
- Also called "Hex" style.
- Popular in machine tools.



Socket Head
Allen®

1/4" Hex Shank 1" Overall Length		
Extra Hard	Iso-Temp™	Point Size(mm)
27094	X	.050
27095	X	1/16
27096	45164	5/64
27097	45165	3/32
37475	45166	7/64
27098	45167	1/8
37476	45168	9/64
27099	48781	5/32
27100	35091	3/16
27101	X	7/32
27102	48783	1/4
27103	X	5/16
27104	X	3/8



Socket
Head
Allen®
Type

Pozidriv® Power Bits

- Cold formed for optimum toughness and resistance to wear.
- Reduces cam-out.
- Popular in automotive and other applications.

1/4" Hex Shank				
Stock Numbers		Sizes		
Extra Hard	Iso-Temp™	Point Size	Body Diameter	Overall Length
27380	45940	1PZD	3/16	1-15/16
27381	45941	2PZD	1/4	1-15/16
27382	45942	3PZD	1/4	1-15/16
27383	X	1PZD	3/16	2-3/4
27384	X	2PZD	1/4	2-3/4
27385	X	3PZD	1/4	2-3/4
28316	X	1PZD	3/16	3
28317	X	2PZD	1/4	3
28318	X	3PZD	1/4	3
27386	X	1PZD	3/16	3-1/2
27387	X	2PZD	1/4	3-1/2
27388	X	3PZD	1/4	3-1/2
27389	X	1PZD	3/16	6
27390	X	2PZD	1/4	6
27391	X	3PZD	1/4	6



Pozidriv®
Power

For Metric Socket Head Screws 1/4" Hex Shank 1" Overall Length

Extra Hard	Point Size(mm)
36538	2
39545	2.5
36539	3
36540	4
36541	5
36542	6
43939	7
36543	8

X = Not available

Socket Head Bits



Socket Head

Socket Head Insert Bits Allen®/ Hex Style

For Metric Socket Head Screws 5/16" Hex Shank		
Extra Hard	Point Size (mm)	Overall Length
36545	4	1-1/8
36546	5	1-1/8
36547	6	1-1/8
44997	7	1-5/16
36548	8	1-1/8
36549	10	1-1/8
36550	12	1-5/16
36551	14	1-5/16



Socket Head

Socket Head Power Bits

- Machined for optimum toughness and resistance to wear.
- Also called "Hex" style.
- Popular in machine tools.

1/4" Hex Shank 1-15/16" Overall Length	
Extra Hard	Point Size
27420	1/16
27422	3/32
37563	7/64
27423	1/8
37565	9/64
27424	5/32
27425	3/16
27427	1/4

For Metric Socket Head Screws 1/4" Hex Shank 1-15/16" Overall Length	
Extra Hard	Point Size
39869	2.5
39870	3
39871	4
39872	5
39873	6

Socket Head Tamper Resistant Bits

- Machined for optimum toughness and resistance to wear.
- Also called "Hex" style.
- Popular in machine tools.
- For Allen® screws with pin.



Socket Head

1/4" Hex Shank 1" Overall Length	
Iso-Temp™	Point Size
35693	1/8
35694	9/64
35695	5/32
35696	3/16
35697	7/32
35698	1/4
35699	5/16
35701	3/8



Socket Head W/Pin

7/16" Hex Shank 3-1/2" Overall Length	
Extra Hard	Point Size
27645	1/8
37567	9/64
27646	5/32
27647	3/16
27648	7/32
27649	1/4
27650	5/16
27651	3/8



Power Bit

X = Not available

Insert Bits

Square Recess Robertson Insert Bits

- Cold formed for optimum toughness and resistance to wear.
- CRYO-Temp™ manufacturing process provides maximum strength and durability.
- Popular in mobile homes, recreation vehicles, and some furniture.



Square Recess

1/4" Hex Shank 1" Overall Length			
Extra Hard	Iso-Temp™	Point Size	Nominal Size
38509	X	0	1/16
29049	45195	1	3/32
29050	45196	2	1/8
29051	45197	3	9/64



Frearson Insert Bits



Frearson

- Cold formed for optimum toughness and resistance to wear.
- Insert style only.
- Size 1 for #5 and smaller screws.
- Size 2 for #6 and larger.
- Found in some golf clubs.

1/4" Hex Shank		
Extra Hard	Point Size	Overall Length
27070	1	1-1/8
37382	2	1-1/8



Double End Insert Bits

- Milled for optimum toughness and resistance to wear.
- Maximizes value.
- Many styles and hardness combinations.

Phillips® 1/4" Hex Shank			
Extra Hard	Phillips® Pt. Size	Phillips® Pt. Size	Overall Length
44103	P2	P2	1-3/4
44071	P2	P2	2-1/2



Square Recess Robertson Power

- Cold formed for optimum toughness and resistance to wear.
- Popular in mobile homes, recreation vehicles, and some furniture.

1/4" Hex Shank				
Stock Numbers		Sizes		
Extra Hard	Iso-Temp™	Point Size	Nominal Size	Overall Length
29052	45184	1	3/32	1-15/16
29053	45185	2	1/8	1-15/16
29054	45186	3	9/64	1-15/16
29055	X	1	3/32	2-3/4
29056	X	2	1/8	2-3/4
29057	X	3	9/64	2-3/4
29058	X	1	3/32	3
29059	X	2	1/8	3
29060	X	3	9/64	3
X	X	1	3/32	3-1/2
39947	X	2	1/8	3-1/2
44136	X	1	3/32	4
39953	X	2	1/8	4
44138	X	3	9/64	4
39957	X	1	3/32	6
39959	X	2	1/8	6
39961	X	3	9/64	6



Phillips®/ Slotted 1/4" Hex Shank			
Extra Hard	Phillip® Pt. Size	Slotted Pt. Size	Overall Length
38666	P1	#6-8	1-1/2
38652	P2	#8-10	1-1/2
38653	P3	#10-12	1-1/2
44451	P2	#8-10	45mm



- CRYO-Temp™ manufacturing process provides maximum strength and durability.

Decking / Subflooring Bits 1/4" Hex Shank			
Extra Hard	Point Size	Nominal Size	Overall Length
24314	2	1/8	1-15/16



Square Recess 1/4" Hex Shank			
Iso-Temp™	Square Pt. Size	Square Pt. Size	Overall Length
39699	Sq. 1	Sq. 2	1-1/2
45006	Sq. 0	Sq. 3	1-1/2
48784	Sq. 1	Sq. 2	2



X = Not available

Bit Holders For Hex Insert Bits



Stock # 41180

- Industrial quality.
- Adapt power tools for insert bits.
- Magnetic and non-magnetic.
- For the most popular power tools.



Stock # 38310

- Popular with electrical applications.
- Spark retardant.
- Selection of retainers and styles.
- Heavy Duty.
- Magnetic.
- One-piece #26797

Insert Drive Style 1/4" Hex Tool Steel Shank				
Mag- netic	Body Diameter	Nose Diameter	Insert Bit Size	Overall Length
41180	3/8	3/8	1/4	1-3/4

Silicon Bronze 7/16" and 1/4" Hex Tool Steel Shank						
Stock Number		Sizes				
O- Ring	C- Ring	Shank Size	Body Diameter	Nose Diameter	Insert Bit Size	Overall Length
26797	X	7/16	1/2	1/2	1/4	2
X	36310	1/4	7/16	7/16	1/4	3
38310	X	1/4	3/8	7/16	1/4	3
X	37376	1/4	3/8	7/16	1/4	3



Stock # 27710

- C-ring retainer (38304).
- Various body diameters.
- Stainless steel body.

Heavy Use Application (i.e. high torque assembly) 1/4" Hex Tool Steel Shank				
Magnetic	Body Diameter	Nose Diameter	Insert Bit Size	Overall Length
27690	3/8	3/8	1/4	2-7/8
27710	3/8	3/8	1/4	4
27730	3/8	3/8	1/4	5
27750	3/8	3/8	1/4	6
27792	3/8	3/8	1/4	11



Stock # 31890

- Screw cap retainer (32664) with O-ring (34403).
- Stainless steel body.



Stock # 40832

- C-ring retainer.
- Straight or turned body.
- Stainless steel.

Screw Cap Style 1/4" Hex Tool Steel Shank 3/8" Body Diameter 7/16" Nose Diameter 1/4" Insert Bit Size		
Non- Magnetic	Magnetic	Overall Length
X	26791	2-3/8
31889	X	2-7/16
X	26790	2-7/8
31890	27675	4
X	27695	5
31891	27715	6
X	27775	11

One-Piece Construction (stainless steel) 1/4" Hex Tool Steel Shank					
Non- Magnetic	Magnetic	Body Diameter	Nose Diameter	Insert Bit Size	Overall Length
38215	40831	7/16	7/16	1/4	2-1/8
X	40833	7/16	7/16	1/4	2-31/32
X	40832	3/8	7/16	1/4	2-31/32
X	39972	3/8	3/8	1/4	2-7/8

X = Not available

Bits and Finders

Screw Driver Bits
Bits & Finders and replacement parts
non-magnetic

Stock #
39626

Complete Assembly Stock Number	Overall Length	Point Size	Outer Sleeve Diameter	Blade Width	Blade Thickness
1/4" Hex Shanks					
39664	2-5/32	4-5	3/8	.193	.034
39665	2-5/32	5-6	3/8	.193	.036
39666	2-5/32	6-8	7/16	.241	.040
39667	2-5/32	8-10	1/2	.290	.042
39668	2-5/32	10-12	9/16	.290	.046
39669	2-5/32	12-14	5/8	.395	.050
39624	3-3/4	4-5	3/8	.193	.034
39625	3-3/4	5-6	3/8	.193	.036
39626	3-3/4	6-8	7/16	.241	.040
39627	3-3/4	8-10	1/2	.290	.042
39628	3-3/4	10-12	9/16	.350	.046
39629	3-7/8	12-14	5/8	.395	.050
39630	4-1/8	14-16	11/16	.457	.055
39631	6-3/4	5-6	3/8	.193	.036
39632	6-3/4	6-8	7/16	.241	.040
39633	6-3/4	8-10	1/2	.290	.042
39634	6-3/4	10-12	9/16	.350	.046



Torx® Wrenches

Key Wrench Sets		
Stock Number	Description	Point Size
39472	6-piece pouched	T10; T15; T20; T25; T27; T30
39473	9-piece pouched	T10; T15; T20; T25; T27; T30; T40; T45; T50
39474	13-piece pouched	T7; T8; T9; T10; T15; T20; T25; T27; T30; T40; T45; T50; T55
41791	8-piece fold-up-set	T9; T10; T15; T20; T25; T27; T30; T40



Single Keys (short arm)			
Stock Number	Point Size	Body Diameter	Overall Length
39456	T7	.093	1-7/8
39457	T8	.093	1-7/8
39458	T9	.125	1-7/8
39459	T10	.125	2-1/8
39460	T15	.125	2-3/8
39461	T20	.125	2-3/8
39462	T25	.187	2-5/8
39464	T30	.218	2-7/8
39466	T45	.312	3-3/4

Extensions And Adapters

Insert Drive Extensions

- Engineered for the toughest industrial applications.
- Adapts screwdrivers and drills to drive sockets.
- Pin lock recommended for industrial use.

Extensions			
Stock Number Black Medium Hard Pin Lock	Stock Number Gray Extra Hard Ball Lock	Shank Size	Overall Length
37429	41181	1/4 Hex	1"



Stock #
37429

MH = medium hard
XH = extra hard
X = not available

Power Drive Extensions

- Manufactured from the best materials.
- Engineered for the toughest industrial applications.
- Adapts screwdrivers and drills to drive sockets.
- Pin lock recommended for industrial use.

1/4 " Male Square							
Stock Number Pin Lock			Stock Number Ball Lock			Shank Size	Overall Length
34610	Gray	XH	45267	Gray	XH	1/4 Hex	2"
37570	Black	MH	X			1/4 Hex	3"
31594	Gray	XH	X			1/4 Hex	4"
31595	Black	MH	X			1/4 Hex	6"
37571	Black	MH	X			1/4 Hex	8"
31596	Black	MH	X			1/4 Female Sqr.	2"
31597	Black	MH	X			1/4 Female Sqr.	6"



Stock #
37570
31596

3/8" Male Square		
Stock Number Pin Lock Black (MH)	Shank Size	Overall Length
34611	1/4 Hex	2"
38209	1/4 Hex	3"
31601	3/8 Female Sqr.	3"



Stock #
38209
31601

1/2" Male Square		
Stock Number Pin Lock Black (MH)	Shank Size	Overall Length
37845	7/16 Hex	2-3/4"



Stock #
37845

Specialty Bit Holders For Hex Insert Bits

Female Square Drive						
Stock Numbers		Sizes				
Non-Magnetic	Magnetic	Drive	Body Diameter	Nose Diameter	Insert Bit Size	Overall Length
31894	X	1/4Sq.	7/16	7/16	1/4	1-1/8
31895	X	3/8Sq.	11/16	1/2	1/4	1-1/8
X	26799	1/4Sq.	3/8	7/16	1/4	2
X	26800	3/8Sq.	3/8	7/16	1/4	2-1/8
31896	X	3/8Sq.	7/8	9/16	5/16	1-3/8
31897	X	1/2Sq.	15/16	9/16	5/16	1-7/16



Stock # 31894 & 29031

Hex Drive						
Stock Numbers		Sizes				
Non-Magnetic	Magnetic	Drive	Body Diameter	Nose Diameter	Insert Bit Size	Overall Length
31898	X	7/16	1/2	9/16	5/16	2
X	31876	7/16	1/2	9/16	5/16	2-3/4

X = Not available

Replacement Parts	
Stock Numbers	Description
32664	Screw cap for all quick-change holders with 7/16" nose diameter.
34403	O-ring retainer for 7/16" nose diameter.
38304	C-ring retainer for 1/4" size inserts bits.
33336	Collar for 1/2" nose diameter.
32665	Collar for 9/16" nose diameter.
32667	O-ring retainer for 9/16" nose diameter.
60871	O-ring retainer for 1/2" nose diameter.
30726	Part No's 32665 + 32667 assembled.
30725	Part No's 34403 + 32664 assembled.



Screw Cap


O-Ring

C-Ring

Nutsetters

Insert Nutsetters

- Precision formed for consistent dimensions.
- Popular in the pre-engineered building industry.
- Manufactured from shock-resistant tool steel utilizing SPC quality control to ensure maximum life.
- Engineered for the toughest industrial applications.
- Available in fractional and metric.
- For use with Hex Head screws.

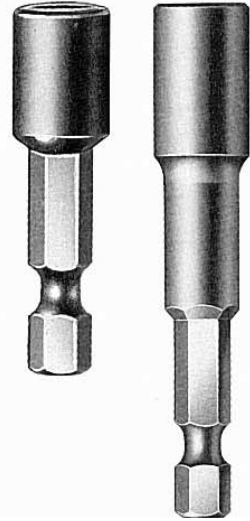


Nutsetters Insert			
Mag-netic	Hex Nut Size	Socket Body Diameter	Overall Length
38686	1/4	7/16	1-1/4
38687	5/16	1/2	1-1/4
38688	3/8	9/16	1-5/16

Nutsetters Insert Metric Sizes			
Mag-netic	Hex Nut Size	Socket Body Diameter	Overall Length
41048	7mm	7/16	1-1/8
41049	8mm	1/2	1-1/8
41050	10mm	9/16	1-1/8

Power Nutsetters

- 1/4" hex shank.
- Precision formed for consistent dimensions.
- Popular in the pre-engineered building industry.
- Manufactured from the best materials available utilizing SPC quality control to ensure maximum life.
- Engineered for the toughest industrial applications.
- Available in fractional and metric.
- For use with Hex Head screws.



Nutsetters Power				
Stock Numbers		Sizes		
Mag-netic	Non-Magnetic	Hex Opening Size	Socket Body Diameter	Overall Length
31450	29090	1/4	7/16	1-5/8
31452	29091	5/16	1/2	1-5/8
36165	36166	3/8	9/16	1-7/8
37893	X	7/16	9/16	2
37427	X	1/4	7/16*	2
42665	X	5/16	1/2	2-1/8
42666	X	3/8	9/16	2-1/8
42667	X	7/16	9/16	2-1/8
37582	37585	1/4	7/16	2-9/16
37583	37586	5/16	1/2	2-9/16
37584	37587	3/8	9/16	2-9/16
38639	X	7/16	9/16	2-9/16

*Tapered X = Not available

Steel Stud Nutsetters

- Non-magnetic feature eliminates metal shavings from building up inside the nutsetter and causing premature hex rounding.
- Spring nib firmly holds all fasteners that magnetic nutsetters do not (i.e. Stainless Steel, Aluminum, Plastic, Zinc coated, etc.)
- Iso-Temp™ toughening process provides additional strength and durability.
- Excellent for use with all Self-tapping Fasteners.



Steel Stud Power Nutsetters 1/4" Hex Shank		
Stock Numbers	Hex Opening Size	Overall Length
24000	1/4	1-5/8
24001	5/16	1-5/8
24002	3/8	1-5/8

Nutsetters Power – Metric Sizes			
Mag-netic	Hex Opening Size	Socket Body Diameter	Overall Length
44982	5.5mm	1/4	1-5/8
38327	6mm	1/4	1-5/8
40813	7mm	7/16	1-5/8
38328	8mm	1/2	1-5/8
38329	10mm	9/16	1-7/8

Specialty Drivers

Magna-Tip® Screwdrivers For 1/4" Hex Insert Bits (steel shank)					
Stock Numbers			Sizes		
W/O Bits	With Bits	Carded W/Bits	Description	Point Size	Overall Length
37030	X	X	Solid - Stubby	X	2-1/2"
36845	37936	37031	Storage – Stubby	P1; P2; 4; 6	2-1/2"
40638	37937	37327	Storage	P1; P2; 4; 6	7"
37033	X	X	Solid	X	7"
37038	X	X	Solid	X	11"
36849	37938	37331	Storage	P1; P2; 4; 6	11"

- Industrial quality screwdriver.
- Magnetic shank.
- Storage or solid handle.
- Screw-on cap (38698).
- Snap-cap (replacement not available).



Magna-Tip® Screwdrivers For 1/4" Hex Insert Bits (aluminum shank)					
Stock Numbers			Sizes		
W/O Bits	With Bits	Carded W/Bits	Description	Point Size	Overall Length
X	37540	41995	Storage	P1; P2; 4; 6	8"
38958	X	X	Storage – NM	X	8"
X	41935	X	Storage – Dbl. End	P1-6; P2-4; P3-8; T15 - T20	8"

- Industrial quality screwdriver.
- Magnetic or non-magnetic (NM) shank.
- Storage or solid handle.



- Driver has solid handle, reversible shank.
- Two double end bits included-5/16" hex.

4 in 1 Screwdriver			
Stock Number	Description	Point Size	Overall Length
BD12E	Bulk Driver 2 Dbl ends	Phillips #1 Slotted, 5-6 Phillips #2 Slotted, 8-12	7"



Power Nutdriver 7-Piece Set

1/4" Hex Shank Insert Style		
Fractional	Metric	Description
41787	X	1/4, 5/16, 11/32, 3/16, 7/16, 9/32, 3/8

- Fits electric drills, cordless tools and 1/4" hand drivers.
- For use with hex screws.
- Non-magnetic.
- Packaged in durable, molded plastic case.



X = Not available

Kits And Sets

Thing-A-Majig® Kit -contains extra hard bits-				
Stock Number	Number Of Pieces	Includes:	Bit/Point Size	Overall Length
42530	20	Driver	1/4 (solid handle) (37033)	7"
		Bit Holder	1/4 (41180)	1-3/4"
		Allen Bits	3/32 (27097) 7/64 (37475) 1/8 (27098) 9/64 (37476)	1"
		Torx® Bits	T15 (37159) T20 (37161) T25 (37163) T30 (37167) T40 (37169)	1"
		Square Recess Bit	2 (29050)	1"
		Slotted Bits	3-4 (41178) 5-6 (39535) 8-10 (39537) 10-12 (39538)	1"
		Phillips Bits	1 (27020) 2 (27021) 3 (27022)	1"
		POZIDRIV®Bit	2 (27046)	1"



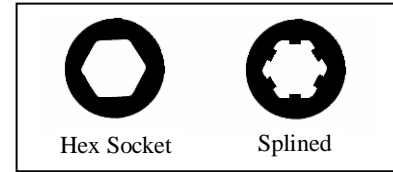
Whatcha-Callit® Kit -contains Extra Hard bits-				
Stock Number	Number Of Pieces	Includes:	Bit/Point Size	Overall Length
41786	29	Driver	1/4 (magnetic w/storage handle) (40638)	7"
		Phillips Bits	0 (27019) 1 (27020) 2 (27021) 3 (27022)	1"
		Slotted Bits	0-1 (41175) 3-4 (41178) 5-6(39535) 8-10 (39537) 12-14 (39539)	1"
		Allen Bits	5/64 (27096) 3/32 (27097) 7/64 (37475) 1/8 (27098) 9/64 (37476)	1"
		Square Recess Bits	0 (38509) 1 (29049) 2 (29050) 3 (29051)	1"
		Torx® Bits	T10 (37157) T15 (37159) T20 (37161) T25 (37163) T30 (37167) T40 (37169)	1"
		POZIDRIV®Bits	1 (27045) 2 (27046)	1"
		Socket Adapter	1/4 (37429)	1"
		Bit Holder	1/4 (for use with power tools) (41180)	1-3/4"



Super Whatcha-Callit® Kit -contains extra hard bits-				
Stock Number	Number Of Pieces	Includes:	Bit/Point Size	Overall Length
42826	40	Driver	1/4 (magnetic w/storage handle) (40638)	7"
		Phillips Bits	0 (27019) 1 (27020) 2 (27021) 3 (27022)	1"
		Slotted Bits	0-1 (41175) 3-4 (41178) 5-6(39535) 8-10 (39537) 12-14 (39539)	1"
		Allen Bits	5/64 (27096) 3/32 (27097) 7/64 (37475) 1/8 (27098) 9/64 (37476) 5/32 (27099) 3/16 (27100) 7/32 (27101) 1/4 (27102) 2.5mm (39545) 3mm (36539) 4mm (36540) 5mm (36541) 6mm (36542)	1"
		Square Recess Bits	0 (38509) 1 (29049) 2 (29050) 3 (29051)	1"
		Torx® Bits	T10 (37157) T15 (37159) T20 (37161) T25 (37163) T27 (37165) T30 (37167) T40 (37169)	1"
		POZIDRIV®Bits	1 (27045) 2 (27046)	1"
		Clutch Bit	3 (27082)	1"
		Socket Adapter	1/4 (37429)	1"
		Bit Holder	1/4 (for use with power tools) (41180)	1-3/4"




Set Screws, Hex Keys & Drill Chuck Keys



Set Screws

Dimensions	Screw Style Stock Numbers				
	Cone	Cup	Spline Cone	Spline Cup	Jam
5-40 x 1/8	X	STSCR037	X	X	X
8-32 x 1/8	X	STSCR030	X	X	X
10-24 x 3/16	STSCR034	X	X	X	X
10-24 x 1/4	X	STSCR001	X	X	X
10-32 x 1/8	X	STSCR002	X	X	STSCR032
10-32 x 3/16	STSCR003	STSCR005	STSCR004	X	X
10-32 x 1/4	STSCR008	STSCR006	STSCR009	STSCR007	X
10-32 x 5/16	X	STSCR010	X	X	X
10-32 x 3/8	X	STSCR027	X	X	X
1/4-20 x 3/16	X	STSCR036	X	X	X
1/4-20 x 1/4	X	STSCR031	X	X	X
1/4-20 x 3/8	X	STSCR028	X	X	X
1/4-28 x 3/16	X	STSCR011	X	X	X
1/4-28 x 1/4	X	STSCR012	X	X	X
1/4-28 x 5/16	X	STSCR013	X	X	X
1/4-28 x 3/8	X	STSCR014	X	X	X
1/4-28 x 1/2	X	STSCR015	X	X	X
1/4-28 x 5/8	X	STSCR016	X	X	X
5/16-24 x 5/32	X	X	X	X	STSCR029
5/16-24 x 1/4	X	STSCR017	X	X	X
5/16-24 x 5/16	X	STSCR018	X	X	X
5/16-24 x 3/8	X	STSCR019	X	X	X
5/16-24 x 1/2	X	STSCR020	X	X	X
5/16-24 x 5/8	X	STSCR021	X	X	X
3/8-16 x 3/8	X	STSCR039	X	X	X
3/8-16 x 1	X	STSCR033	X	X	X
3/8-24 x 1/4	X	STSCR022	X	X	X
3/8-24 x 5/16	X	STSCR023	X	X	X
3/8-24 x 3/8	X	STSCR024	X	X	X
3/8-24 x 1/2	X	STSCR025	X	X	X
3/8-24 x 5/8	X	STSCR026	X	X	X
7/16-14 x 3/8	X	STSCR038	X	X	X
1/2-13 x 3/8	X	STSCR035	X	X	X
1/2-13 x 1/2	X	STSCR040	X	X	X

X = Not available



T-Handled Key

Hex Key

Spline Key

Hex Keys

Size	Stock Number Reg. Hex	Stock Number T-handle	Stock Number Spline
.035	K0035	X	X
1/16	K0062	X	X
5/64	K0078	X	X
3/32	K0093	K0093T	SPK0093
7/64	K0109	X	X
3MM	K0118	K0118T	X
1/8	K0125	K0125T	X
9/64	K0140	X	X
5/32	K0156	K0156T	X
4MM	K0157	X	X
3/16	K0187	K0187T	X
7/32	K0218	K0218T	X
1/4	K0250	X	X
5/16	K0312	X	X

X = Not available

Drill Chuck Keys

Stock Number	Key Number	Fits Jacobs Chuck Model No.
CK0	K0	0, 0B
CK1	K1	1A, 1B
CK2	K2	2A, 2B
CK3	K3	6A, 6AE, 6B, 34, 34B, 34KD, 34PD, 3, 3A, 3AE, 3B, 3KD 3PD, 14N, 55B, 56B, 58B, 75A
CK4	K4	36, 36B, 37PD, 37KD, 59B, 16N, 18N
CK30	K30	30, 30B, 31B, 31BA, 8-1/2N
CK32	K32	32, 32B, 33, 33B, 33BA, 3326A, 33F, 11N
CK3C	K3C	633C, 633D
CK7	K7	7, 7B



Drill Chuck Key

Carbon and High Speed Steel Taps

Spiral Pointed Taps For thru holes
High Speed Steel Ground Thread Plug 2 Flute



Stock # 50837516

Stock Numbers		
Cutting Size	Threads Per Inch	Stock Number
4	36	50800436
4	40	50800440
4	48	50800448
5	40	50800540
5	44	50800544
6	32	50800632
6	40	50800640
8	32	50800832
8	36	50800836
10	24	50801024
10	32	50801032
12	24	50801224
12	28	50801228
14	20	50801420
14	24	50801424
1/4	20	50825020
*1/4	28	50825028
*5/16	18	50831218
*5/16	24	50831224
*3/8	16	50837516
*3/8	24	50837524
*7/16	14	50843714
*7/16	20	50843720
*1/2	13	50850013
*1/2	20	50850020
*9/16	12	50856212
*9/16	18	50856218
*5/8	11	50862511
*5/8	18	50862518
*3/4	10	50875010
*3/4	16	50875016

*Indicates the sizes that have 3 Flutes.
Tap handles - see page 135

Taper Pipe Taps

Carbon Steel and High Speed Steel



Stock # 50900500

Four Flute - * =5 Flute - # =6 Flute			
Size		Stock Numbers	
Cutting Sizes	Threads Per Inch NPT	Cut Thread	
		Carbon	H.S.S.
1/8	27	50300125	50900125
1/4	18	50300250	50900250
3/8	18	50300375	50900375
1/2	14	50300500	50900500
3/4	14	*50300750	*50900750
1	11-1/2	*50301000	*50901000
1-1/4	11-1/2	*50301250	*50901250
1-1/2	11-1/2	#50301500	#50901500
2	11-1/2	#50302000	X

Carbon Pipe Taps will be furnished unless otherwise specified.
Ground Thread taps are recommended for higher production requirements and tougher materials.

Machine Screw and Fractional Hand Taps

Available in Taper, Plug, and Bottoming, Four Flute*

**Add 'T', 'P', or 'B' to the end of the stock number to indicate Taper, Plug, or Bottoming Styles. Plug Style will be furnished unless otherwise specified.



•Taper Style - 8 to 10 threads chamfered. Easy tap starting in through holes.



•Plug Style - 3 to 5 threads chamfered. Standard type for general tapping.



•Bottoming Style - 1-1/2 thread chamfered. For tapping blind holes only. Must start with Taper or Plug style first.

Four Flute					
Cutting Size	Threads Per Inch	Stock Numbers			
		Cut Thread		Ground Thread H.S.S.	
		Carbon	H.S.S.		
*4	40	50000440	50500440	O	50600440
*4	48	50000448***	50500448	N	50600448
*5	40	50000540	50500540	L	50600540
*5	44	50000544	50500544	Y	50600544
*6	32	50000632	50500632		50600632
*6	40	50000640	50500640	W	50600640
8	32	50000832	50500832	H	50600832
8	36	50000836	50500836	I	50600836
10	24	50001024	50501024	L	50601024
10	32	50001032	50501032	E	50601032
12	24	50001224***	50501224		50601224
12	28	50001228***	50501228	S	50601228
3/16	24	50118724	X	U	X
3/16	32	50118732***	X	P	X
1/4	20	50125020	50425020	P	50725020
1/4	28	50125028	50425028	L	50725028
5/16	18	50131218	50431218	I	50731218
5/16	24	50131224	50431224	E	50731224
3/8	16	50137516	50437516	S	50737516
3/8	24	50137524	50437524		50737524
7/16	14	50143714	50443714	L	50743714
7/16	20	50143720	50443720	A	50743720
1/2	13	50150013	50450013	S	50750013
1/2	20	50150020	50450020	T	50750020
9/16	12	50156212	50456212		50756212
9/16	18	50156218	50456218		50756218
5/8	11	50162511	50462511		50762511
5/8	18	50162518	50462518		50762518
3/4	10	50175010	50475010		50775010
3/4	16	50175016	50475016		50775016
7/8	9	50187509	50487509		50787509
7/8	14	50187514***	50487514		50787514
1	8	50100008	50400008		50700008
1	12	50100012***	50400012		50700012

*** Only available while supplies last!

Unless otherwise specified, HSS Cut Thread Plug Taps will be furnished. *Sizes 4, 5 & 6 have 3 flutes.

Carbon and High Speed Adjustable Round and Hexagon Dies



Stock # 51175010



Stock # 6849



Stock # 51210012

Carbon Steel Dies Round and Hex

Size	Round Die Stock Number	Dia.	Hex Die Stock Number	Dia.
4-36	X	X	6411	1"
4-40	51100440	1"	6412	1"
5-40	X	X	6416	1"
6-32	51100632	1"	6418	1"
8-32	51100832	1"	6424	1"
10-24	51101024	1"	6428	1"
10-32	51101032	1"	6431	1"
12-24	51101224	1"	6432	1"
14-20	X	X	6435	1"
3/16-24	X	X	6512	1"
3/16-32	51118732	1"	X	X
1/4-20	51125020	1"	6520	1"
1/4-28	51125028	1"	6523	1"
1/4-32	51125032	1"	X	1"
1/4-40	51125040	1"	X	1"
5/16-18	51131218	1"	6527	1"
5/16-24	51131224	1"	6529	1"
5/16-32	51131232	1"	X	1"
3/8-16	51137516	1"	6534	1"
3/8-24	51137524	1"	6536	1"
7/16-14	51143714	1"	6539	1"
7/16-20	51143720	1"	6540	1"
1/2-13	51150013	1"	6544	1"
1/2-20	51150020	1"	6545	1"
9/16-12	51156212	1-1/2"	6848	1-7/16"
9/16-18	51156218	1-1/2"	6849	1-7/16"
5/8-11	51162511	1-1/2"	6852	1-7/16"
5/8-18	51162518	1-1/2"	6854	1-7/16"
3/4-10	51175010	1-1/2"	6858	1-7/16"
3/4-16	51175016	1-1/2"	6860	1-7/16"
7/8-9	51187509	2"	8461	1-13/16"
7/8-14	51187514	2"	8463	1-13/16"
1"-8	X	X	8465	1-13/16"
1"-14	X	X	8467	1-13/16"

High Speed Steel Dies

Stock Number	Size	Dia.
51200440	4-40	1"
51200632	6-32	1"
51200640	6-40	1"
51200832	8-32	1"
51200836	8-36	1"
51201024	10-24	1"
51201032	10-32	1"
51201224	12-24	1"
51201228	12-28	1"
51225020	1/4-20	1"
51225028	1/4-28	1"
51231218	5/16-18	1"
51231224	5/16-24	1"
51237516	3/8-16	1"
51237524	3/8-24	1"
51243714	7/16-14	1"
51243720	1/16-20	1"
51250013	1/2-13	1"
51250020	1/2-20	1"
51287509	7/8-9	2"
51287514	7/8-14	2"
51210008	1-8	2"
51210012	1-12	2"
51210014	1-14	2"



Stock # 51400125



Stock # 51610250

Carbon Pipe Dies Round and Hex

Stock Number	Size	Description
51400125	1/8-27	Cbn. 1-1/2" rd. O.D.
51400250	1/4-18	Cbn. 1-1/2" rd. O.D.
51400375	3/8-18	Cbn. 1-1/2" rd. O.D.
51400500	1/2-14	Cbn. 1-1/2" rd. O.D.
51500750	3/4-14	Cbn. 2" rd O.D.*

Carbon Pipe Dies Hexagon

51600125	1/8"-27 NPT	1" Across Flat
51600250	1/4"-18 NPT	1" Across Flat
51600375	3/8"-18 NPT	1-7/16" Across Flat
51600500	1/2"-14 NPT	1-7/16" Across Flat
51610125	1/8"-28 BSP	1" Across Flat
51610250	1/4"-19 BSP	1" Across Flat

* = adjustable



Stock # 51000125

High Speed Steel Pipe Dies

Stock Number	Size	Description
51000125	1/8-27	HSS round ADJ. 1"

Metric Taps and Dies

•Ideal for automotive repair and machinery where metric threads are specified.



Stock # 8352



Stock # 9749

High Carbon Steel Metric Thread Taps Plug Style

Stock Number	Description	No. Of Flutes
1712	3mm-0.50	3
1713	3mm-0.60	3
1717	4mm-0.70	4
1718	4mm-0.75	4
1722	5mm-0.80	4
1723	5mm-0.90	4
1727	6mm-1.00	4
1729	6.3mm-1.00	4
1731	7mm-1.00	4
1733	8mm-1.00	4
1734	8mm-1.25	4
1737	9mm-1.25	4
1738	10mm-1.00	4
1739	10mm-1.25	4
1740	10mm-1.50	4
1741	11mm-1.50	4
1742	12mm-1.25	4
1743	12mm-1.50	4
1744	12mm-1.75	4
1749	14mm-1.25	4
1750	14mm-1.50	4
1752	14mm-2.00	4
1755	16mm-1.50	4
1756	16mm-2.00	4
1759	18mm-1.50	4
1761	18mm-2.50	4
1764	20mm-2.50	4
1765	22mm-1.50	4
1768	24mm-2.00	4
1769	24mm-3.00	4

High Carbon Steel Hexagon Metric Dies

Stock Number	Description
1" Across Flat	
9712	3mm-0.50
9717	4mm-0.70
9718	4mm-0.75
9722	5mm-0.80
9723	5mm-0.90
9727	6mm-1.00
9731	7mm-1.00
9733	8mm-1.00
9734	8mm-1.25
9735	9mm-0.75
9736	9mm-1.00
9737	9mm-1.25
9738	10mm-1.00
9739	10mm-1.25
9740	10mm-1.50
9741	11mm-1.50
9742	12mm-1.25
9743	12mm-1.50
9744	12mm-1.75
1-7/16" Across Flat	
6949	14mm-1.25
6950	14mm-1.50
6952	14mm-2.00
6955	16mm-1.50
6956	16mm-2.00
6959	18mm-1.50
6961	18mm-2.50
1-13/16" Across Flat	
8564	20mm-2.50
8565	22mm-1.50
8568	24mm-2.00
8569	24mm-3.00

Tap and Die Handles

Tap Handles

Size	Stock Number
No. 0 to 1/4"	311001
1/4" to 1/2"	311002

- * Designed for use with taps and on many other tools to be turned by hand.
- * Adjusted and tightened to size by twisting knurled nut.
- * Additional holding jaws are recessed inside hole for gripping onto smaller sized taps.
- * T-handle may be extended full length in either direction for more leverage.
- * Ideal for hand tapping in difficult-to-reach places.



Ratchet Tap Handle

Size (Nos. and Inches)	Length	Stock Number
No. 0 to No. 8 (1.6mm to 4mm)	2-3/4" (70mm)	160-R
No. 0 to 1/4" (1.6mm to 6.3mm)	3-1/2" (88mm)	161-R
No. 1/2 to 1" (6 to 12.5mm)	4-1/4" (106mm)	162-R

- * Ratchet can be set for right or left-hand operation or locked for non-ratchet use.
- * Self-centering hardened tool steel jaws and knurled chuck sleeve provide positive grip on taps, reamers and small tools.
- * Sliding T-handle for fitting into tight spaces with operator leverage.
- * No. 161-R conforms to government specifications GGG-W-680a.



Two-in-One Wrench

Size	Stock Number
For Taps 1/4" to 1/2" (6mm to 12mm)	311050
For Taps No. 0 to 1/4" (3mm to 6mm)	311073

- * End of #311050 wrench has 3/8" square drive to accommodate socket wrench or extension when desired.
- * Hexagon nut for tightening tap square.
- * Additional holding jaws are recessed inside hole for gripping onto smaller sized taps.
- * Sliding T-handle has spring tension stop.



Adjustable Straight Handle Tap and Reamer Wrench

Size	Stock Number
3/8" - 1"	311003
#10 - 1/2"	311004
#0 - 3/16"	311005
#0 - 1/2"	311006

- * Solid construction for long life and ease of use.
- * Straight handle design provides greater leverage, especially when using larger diameter taps.
- * Ideal for hand tapping.



Round And Hex Die Handles

Size	Stock Number Round	Stock Number Hex
1"	311025	311026
1-1/2"	311035	311036
2"	311045	311046
1-13/16"		

Other sizes available price on request.

- * Maintains alignment for accurate, straight threading.
- * Dies easily lock into position with set screw.



Hanson® Tap and Die Sets

Titan Tap and Drill Set

- Includes metal index.

18 Piece Set

Stock Number: 15195018

Set Contains:

1 each Tap sizes:

6-32, 8-32, 10-24, 10-32, 1/4-20, 5/16-18,
3/8-16, 7/16-14, 1/2-13.

1 each Drill sizes:

#36, #29, #25, #21, #7, "F", 5/16", "U",
27/64".



Metric Tap and Hexagon Die Set

- In plastic storage case.

24 Piece Set

Stock Number: TD26313

Set Contains:

1 each Tap and Die sizes:

3mm-0.50, 4mm-0.70, 5mm-0.80, 6mm-1.00,
7mm-1.00, 8mm-1.25, 9mm-1.25, 10mm-1.50,
12mm-1.50, 12mm-1.75.

1 each Pipe sizes:

1/8"-28.

1 each Threading Tools:

Plain Die Stock – 1" Hexagon Dies.

Offset Adjustable Tap Wrench – Taps No. 0 to 1/2".



Hanson® Tap and Die Sets

High Carbon Steel Tap and Solid Round Die Super Set

•In plastic storage case.

39 Piece Set

Stock Number: TD23614

Set Contains:

1 each Tap and Die sizes:

4-40, 6-32, 8-32, 10-24, 10-32, 12-24, 1/4"-20,
1/4"-28, 5/16"-18, 5/16"-24, 3/8"-16, 3/8"-24,
7/16"-14, 7/16"-20, 1/2"-13, 1/2"-20.

1 each Pipe sizes:

1/8"-27 NPT

1 each Threading Tools sizes:

Adjustable Die stock – 1" Solid Round Dies
T-Handle Wrench – Taps No. 0 to 1/4"
Adjustable Handle Tap Wrench – Taps No. 0 to 1/2"
18 Leaf Standard Thread Pitch Gauge Screwdriver.



Machine Screw/Fractional Tap and Die Super Set

•Plastic storage case with removable tray keeps all tools organized.

41 Piece Set

Stock Number: TD24606

Set Contains:

1 each Tap and Die sizes:

4-40, 6-32, 8-32, 10-24, 10-32, 12-24, 1/4"-20,
1/4"-28, 5/16"-18, 5/16"-24, 3/8"-16, 3/8"-24,
7/16"-14, 7/16"-20, 1/2"-13, 1/2"-20.

1 each Pipe sizes:

1/8"-27 NPT

1 each Threading Tools:

Adjustable Die Stock – 1" Hexagon dies
Plain Die Stock – 5/8" Hexagon Dies
Adjustable Handle Tap Wrench – Taps No. 0 to 1/2"
T-Handle Wrench – Taps No. 0 to 1/4"
Two-in-one Tap Wrench – Taps 1/4" to 1/2"
18 Leaf Standard Thread Pitch Gauge Screwdriver.



Hanson® Tap and Die Sets

Fractional/Metric Tap and Die Super Set

•In plastic storage case.

41 Piece Set

Stock Number: TD26319

Set Contains:

1 each Tap and Die sizes:

6-32, 8-32, 10-24, 1/4"-20, 5/16"-18, 3/8"-16, 7/16"-14,
1/2"-13, 1/8"-27, 4mm-0.75, 5mm-0.80, 6mm-1.00, 7mm-
1.00, 8mm-1.25, 10mm-1.25, 10mm-1.50, 12mm-1.75.

1 each Threading Tools:

Adjustable Die Stock – 1" Hexagon Dies
Plain Die Stock – 5/8" Hexagon Dies
Adjustable Handle Tap Wrench – Taps No. 0 to 1/2"
T-Handle Wrench – Taps No. 0 to 1/4"
Two-in-one Tap Wrench – Taps 1/4" to 1/2"
Standard and Metric Thread Pitch Gauge Screwdriver.



Metric Tap and Die Super Set

•In plastic storage case.

41 Piece Set

Stock Number: TD26317

Set Contains:

1 each Tap and Die sizes:

3mm-0.50, 4mm-0.70, 4mm-0.75, 5mm-0.80, 5mm-0.90,
6mm-1.00, 7mm-1.00, 8mm-1.00, 8mm-1.25, 9mm-1.00,
9mm-1.25, 10mm-1.25, 10mm-1.50, 11mm-1.50, 12mm-
1.50, 12mm-1.75.

1 each Pipe sizes:

1/8"-28 BSP

1 each Threading Tools:

Adjustable Die Stock – 1" Hexagon Dies
Plain Die Stock – 5/8" Hexagon Dies
Adjustable Handle Tap Wrench – Taps No. 0 to 1/2"
T-Handle Wrench – Taps No. 0 to 1/4"
Two-in-one Tap Wrench – Taps 1/4" to 1/2"
16 Leaf Metric Thread Pitch Gauge Screwdriver



Hanson® Screw Extractors

Method of Use for Both Types:

- After drilling hole with either right or left-handed drill bit (left is recommended) insert extractor, turn counter clockwise.
- Grips into side of drill hole and removes broken parts without damaging the threaded hole.



Stock # 2210003

Straight Flute 221 Series

- Will not expand material being removed, resulting in easier removal.
- Ideal for soft materials or thin-walled pieces such as pipe and fittings.

Stock Numbers	Use Drill Size	Removes These Bolts and Screws
2210001	9/64"	3/16"-5/16", 5mm-8mm, No. 10
2210002	3/16"	3/8", 10mm
2210003	15/64"	7/16" and 1/8" NPT, 10mm, 1/8" BSP
2210004	5/16"	1/2"-9/16" and 1/4" NPT, 12mm-14mm, 1/4" BSP
2210005	3/8"	5/8" and 3/8" NPT, 16mm, 3/8" BSP

Stock Numbers	Set Size	Contents of Set
2210100	5 Piece set	2210001 – 2210005 in plastic pouch



Stock # 2220005

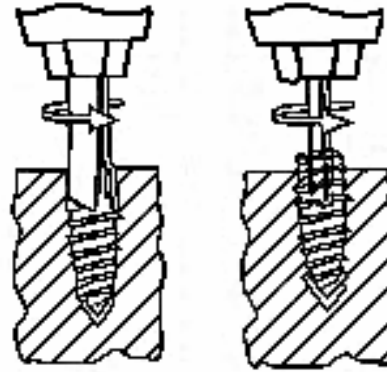
Spiral Flute 222 Series

- Designed to remove broken studs, bolts, socket screws and fittings.
- Aggressive left hand spiral design for extra gripping power.

Stock Numbers	Use Drill Size	Removes These Bolts and Screws
2220001	5/64"	3/32"-5/32", 2.5mm-4mm, No. 3-No. 6
2220002	7/64"	5/32"-7/32", 4mm-6mm, No. 6-No. 12
2220003	5/32"	7/32"-9/32", 6mm-8mm, No.12
2220004	1/4"	9/32"-3/8" and 1/8" NPT, 1/8" BSP, 8mm-10mm
2220005	19/64"	3/8"-5/8" and 1/4" NPT, 1/4" BSP, 10mm-16mm

Stock Numbers	Set Size	Contents of Set
2220100	5 Piece Set	2220001-2220005 in plastic pouch

Unscrew-Ums™



Choosing the proper size:

Find out the wire size of your screw and refer to Figure 1 and the adjacent table to determine the size you need.

About UNSCREW-UMS™

The UNSCREW-UMS™ are designed to back out broken screws and remove other fasteners with minimal damage to surrounding wood. Often the broken screw can be replaced with the same-sized screw; however, a longer and/or thicker screw may be needed, especially if the structural strength is important. Occasionally, the hole must be epoxied or plugged and redrilled. The important thing is that something can be done because the old screw is gone.

Common Screw Sizes		Recommended Unscrew-Ums for Common Screw Sizes		
A Shank Size	B Thread Size	Outside Diameter	Length(s)	Stock Number
X	#2	1/16"	1"	SXTR0062
#2	#4	3/32"	1-3/8"	SXTR0093
#4	#6	1/8"	2"	SXTR0125
#6	#8	5/32"	2"	SXTR0156
			2-1/2"	SXTR0156L
#8	#10	3/16"	2"	SXTR0187
			2-1/2"	SXTR0187L
#10	#12	7/32"	2"	SXTR0218
			3"	SXTR0218L
#12, 14	#14, 16, 18	1/4"	2"	SXTR0250
			3-1/2"	SXTR0250L
#14, 16, 18	#16, 18, 20	5/16"	2"	SXTR0312
			4"	SXTR0312L
#16, 18, 20	#20	3/8"	2"	SXTR0375
			4"	SXTR0375L
X	X	7/16"	2"	SXTR0437
			4"	SXTR0437L
X	X	1/2"	2"	SXTR0500
			4"	SXTR0500L
SETS				
Name	Description	Stock Number		
Boat Builders Standard Set	Set of 5 – 5/32" to 5/16"	SXTR0001		
Handy Ones Set	Set of 5 – 1/8" to 1/4"	SXTR0002		
Boat Builders Long Set	Set of 5 Long – 5/32" to 5/16"	SXTR0003		
Basic Set	Set of 6 – 1/8" to 5/16"	SXTR0004		

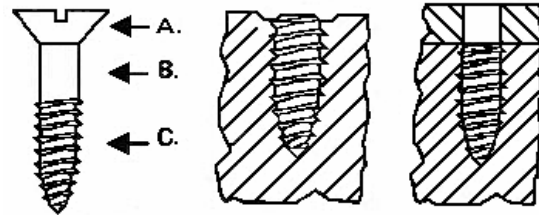


Fig. 1A If the slot is baldy damaged, remove the head with a twist drill of make a deep hole in the head and cut through the rest of the head with an Unscrew-Ums.

Fig. 1B When the shank is exposed, select the proper sized Unscrew-Ums selected from column A in the adjacent table.

Fig. 1C When dealing only with the threaded portion of the screw, select the proper sized Unscrew-Ums form column B in the adjacent table.

Your own skill and familiarity with the Unscrew-Ums may influence your choice of starters. If in doubt, make a practice board and choose a larger Unscrew-Ums and work your way down to smaller sizes as you become more proficient.

Countersink, Tapered Drill and Stop Collars Mounted Combinations Available Types

CT - Countersink mounted on Round Shank Taper Point Drill

CM - Countersink mounted on Round Shank Taper Point Drill with Stop Collar

CHT - Countersink mounted on TPS Lock® Hex Shank Taper Point Drill

CHM - Countersink mounted on TPS Lock® Hex Shank Taper Point Drill with Stop Collar

Stock Sizes					
Type CM	Dimensions		Type CT	Type CHT	Type CHM
Stock Number	Cutting Diameter	Drill Hole Size	Stock Number	Stock Number	Stock Number
C2M	1/4	5/64	C2T	X	X
C3M	1/4	3/32	C3T	X	X
C4M	5/16	7/64	C4T	X	X
C44M	5/16	1/8	C44T	C44HT	C44HM
C65M	5/16	9/64	C65T	C65HT	C65HM
C410M	5/16	5/32	C410T	C410HT	C410HM
C411M	5/16	11/64	C411T	C411HT	C411HM
C43M	5/16	3/16	C43T	C43HT	C43HM
C56M	3/8	3/32	C56T	X	X
C57M	3/8	7/64	C57T	X	X
C5M	3/8	1/8	C5T	C5HT	C5HM
C6M	3/8	9/64	C6T	C6HT	C6HM
C7M	3/8	5/32	C7T	C7HT	C7HM
C8M	3/8	11/64	C8T	C8HT	C8HM
C9M	3/8	3/16	C9T	C9HT	C9HM
C913M	3/8	13/64	C913T	C913HT	C913HM
C97M	3/8	7/32	C97T	C97HT	C97HM
C105M	7/16	5/32	C105T	C105HT	C105HM
C1011M	7/16	11/64	C1011T	C1011HT	C1011HM
C103M	7/16	3/16	C103T	C103HT	C103HM
C10M	7/16	13/64	C10T	C10HT	C10HM
C1014M	7/16	7/32	C1014T	C1014HT	C1014HM
C104M	7/16	1/4	C104T	C104HT	C104HM
C122M	1/2	1/8	C122T	C122HT	C122HM
C129M	1/2	9/64	C129T	C129HT	C129HM
C125M	1/2	5/32	C125T	C125HT	C125HM
C1211M	1/2	11/64	C1211T	C1211HT	C1211HM
C92M	1/2	3/16	C92T	C92HT	C92HM
C102M	1/2	13/64	C102T	C102HT	C102HM
C12M	1/2	7/32	C12T	C12HT	C12HM
C1415M	1/2	15/64	C1415T	X	X
C14M	1/2	1/4	C14T	C14HT	C14HM
C145M	5/8	5/32	C145T	C145HT	C145HM
C143M	5/8	3/16	C143T	C143HT	C143HM
C167M	5/8	7/32	C167T	C167HT	C167HM
C16M	5/8	1/4	C16T	C16HT	C16HM
C1617M	5/8	17/64	C1617T	X	X
C169M	5/8	9/32	C169T	X	X
C1619M	5/8	19/64	C1619T	X	X
C18M	5/8	5/16	C18T	X	X
C243M	3/4	3/16	C243T	C243HT	C243HM
C247M	3/4	7/32	C247T	C247HT	C247HM
C244M	3/4	1/4	C244T	C244HT	C244HM
C245M	3/4	5/16	C245T	X	X
C20M	3/4	21/64	C20T	X	X
C24M	3/4	3/8	C24T	X	X
C284M	7/8	1/4	C284T	X	X
C285M	7/8	5/16	C285T	X	X
C286M	7/8	3/8	C286T	X	X
C324M	1	1/4	C324T	X	X
C326M	1	3/8	C326T	X	X

X = Not available



CT



CM



CHT



CHM

Replacement Set Screws and Keys (part 1)

Tool Number	Set Screw Size and Length	Standard Screw/ Splines Screw	Standard Key/ Splines Key
C2 C3	10-32 X 1/8 CUP	STSCR002	3/32 K0093
C4 C44 C65 C410 C411 C43 C56 C57 C5 C6 C7 C8 C9 C913 C97	10-32 X 3/16 CONE	STSCRO03/ STSCR004	3/32 K0093 / SPK0093
C105 C1011 C103 C10	10-32 X 1/4 CONE	STSCR008/STSCR009	"
C1014 C104	10-32 X 1/4 CUP	STSCR006/STSCR007	"
C122 C129 C125 C1211 C92 C102	10-32 X 1/4 CONE	STSCR008/STSCR009	"
C12 C1415 C14	10-32 X 1/4 CUP	STSCR006/STSCR007	"
C145 C143	10-32 X 1/4 CONE	STSCR008/STSCR009	"
C167 C16 C1617 C169 C1619 C18	10-32 X 5/16 CUP	STSCR010	3/32 K0093
C243	10-32 X 1/4 CONE	STSCR008/STSCR009	3/32 K0093 / SPK0093
C247 C244 C245 C20 C24 C24	10-32 X 5/16 CUP	STSCR010	3/32 K0093
C284 C285 C286 C287 C324 C326 C328	1/4-28 X 3/8	STSCR014	1/8 K0125
H3S H4S	10-32 X 1/8 CUP	STSCR002	3/32 K0093
H5S H6S H7S H8S H9S H913S H97S H10S	10-32 X 3/16 CONE	STSCR003/STSCR004	3/32 K0093 / SPK0093
H125S H92S H102S	10-32 X 1/4 CONE	STSCR008/STSCR009	"
H12S H14S	10-32 X 1/4 CUP	STSCR006/STSCR007	"
H143S	10-32 X 1/4 CONE	STSCR008/STSCR009	"
H16S H169S H18S	10-32 X 5/16 CUP	STSCR010	3/32 K0093
H244S H245S H24S	1/4-28 X 5/16	STSCR013	1/8 K0125
H285S H286S H287S	1/4-28 X 3/8	STSCR014	"
H328S	1/4-28 X 1/2	STSCR015	"
CC5 CC6 CC7 CC8 CC9	10-32 X 1/8 CUP	STSCR002	3/32 K0093
CC125 CC1211 CC92 CC102 CC12 CC14	10-32 X 3/16 CONE	STSCR003 / STSCR004	3/32 K0093 / SPK0093
CC143	10-32 X 1/4 CONE	STSCR008/STSCR009	"
CC16 CC169 CC18	10-32 X 1/4 CUP	STSCR006/STSCR007	"
CC244 CC245 CC24	1/4-28 X 1/4	STSCR012	1/8 K0125
B3	10-32 X 1/4 CONE	STSCR008/STSCR009	3/32 K0093 / SPK0093
B37 B34 B317 B39 B310	10-32 X 1/4 CUP	STSCR006/STSCR007	"
B43	10-32 X 1/4 CONE	STSCR008 STSCR009	"
B47 B4 B49 B5 B511 B56	10-32 X 1/4 CUP	STSCR006/STSCR007	"
B64 B610 B6 B67 B68	10-32 X 5/16 CUP	STSCR010	3/32 K0093
B74 B75 B76 B7 B78 B85 B86 B87 B8 B89	1/4-28 X 3/8	STSCR014	1/8 K0125
B96 B97 B98 B9 B910 B912	1/4-28 X 1/2	STSCR015	"
B106 B107 B108 B109 B10 B1012	5/16-24 X 1/2	STSCR020	5/32 K0156
B126 B127 B128 B129 B1210 B12	5/16-24 X 5/8	STSCR021	"
ALL 'E' CSINKS	10-32 X 3/16 CONE	STSCR003 / STSCR004	3/32 K0093 / SPK0093
J56 J4 J5 J6 J7 J8 J9	10-32 X 1/8 CUP	STSCRO02	3/32 K0093
J25 J26 J27 J28 J29	10-32 X 3/16 CONE	STSCR003 / STSCR004	3/32 K0093 / SPK0093
J35 J37 J39	10-32 X 1/4 CONE	STSCR008/STSCR009	"

Continued on next page

Replacement Set Screws and Keys (part 2)

Tool Number	Set Screw Size and Length	Standard Set Screw/ Spline Set Screw	Standard Key/ Spline Key
X3L	10-32 X 3/16 CONE	STSCR003/STSCR004	3/32 K0093 / SPK0093
X37L X34L X317L X39L X310L	10-32 X 3/16 CUP	STSCR005	3/32 K0093
X43L X47L X4L X49L X5L X511L X56L X64L X610L X6L	10-32 X 1/4 CUP	STSCR006/ STSCR007	"
X67L X68L	1/4-28 X 5/16	STSCR013	1/8 K00125
X74L X75L	1/4-28 X 1/4	STSCR012	"
X78L	1/4-28 X 5/16	STSCR013	"
X85L	1/4-28 X 1/4	STSCR012	"
X76 X76L X86L X87L X8L	1/4-28 X 5/16	STSCR013	"
X89L	1/4-28 X 5/16	STSCR014	"
X96L X97L X98L	1/4-28 X 5/16	STSCR013	"
X9L	1/4-28 X 3/8	STSCR014	"
X910L X912L	1/4-28 X 1/2	STSCR015	"
X106L X107L X108L X109L X10L X1012L X26L X127L X128L X129L	5/16-24 X 3/8	STSCR019	5/32 K0156
X1210L X12L	5/16-24 X 1/2	STSCR020	"
ALL 'R' CBORES	10-32 X 3/16 CONE	STSCR003 / STSCR004	3/32 K0093 / SPK0093
STOP COLLARS			
1/4 5/16 3/8 7/16 1/2 9/16 5/8 3/4 7/8	10-32 X 1/8 CUP	STSCR002	3/32 K0093
11-1/8 1-1/4	1/4-28 X 3/16	STSCR011	1/8 K0125
1-3/8 1-1/2	5/16-24 JAM	STSCR029	5/32 K0156
DRILL STOPS .046" - .125"	10-32 X 1/8 CUP	STSCR002	3/32 K0093
.126" - .2031"	10-32 X 3/16 CONE	STSCR003/STSCR004	3/32 K0093 / SPK0093
.204" - .2638"	10-32 X 3/16 CUP	STSCR005	3/32 K0093
.261"-.374"	10-32 X 1/4 CUP	STSCR006/STSCR007	3/32 K0093 / SPK0093
.375"	10/32 X 5/16 CUP	STSCR010	3/32 K0093
.377" - .500"	1/4-28 X 3/8	STSCR014	1/8 K0125
.5118" - .5781"	1/4-28 X 3/8	STSCR014	"
.5906" - .625"	5/16-24 X 3/8	STSCR019	5/32 K0145
.6299" - .875"	5/16-24 X 1/2	STSCR020	5/32 K0156
1 "	3/8-24 X 1/2	STSCR025	3/16 K0187
WASHERS	1/8	WSH1	
	3/16	WSH2	
	1/8 X 7/32 LOCK	WSH4	
	5/16	WSH3	
BALL BEARING GUIDE SCREWS	3-48 X 3/8 CAP	SCR0	
	5-40 X 3/8 CAP	SCR1	
	5-40 X 1/2 CAP	SCR3	
	10-32 X 3/4 CAP	SCR4	

Full Index Page 1

Description	Page	Description	Page
Auger Bits		<i>Carbide:</i> Type 'CR', Type 'CB'	19
Pole Augers	68	<i>Carbide Tipped:</i> Series '5CT' – 4-1/2" Long	30
Ship Augers	68	<i>Carbide Tipped:</i> Face Frame	96
Barefoot Augers	68	Replacement Hex Screws and Hex Keys Sizes	131, 142-143
Carbide Tipped Augers	67	Chisels	
Solid Center Augers	69	Firmer Chisels and Gouges	109
Extension Shanks	68 + 75	Paring and Standard Wood	110
		Hand	112
		Professional Carvers	113
		Turning	112
		Sets	109, 111-113
Boring Tools		Chuck Adapters/ Hex Shank	48
Adjustable Carbide Tipped	67	Chuck Keys	131
Adjustable Lock Head	72	Drills – Short (Screw Machine) Length	
Adjustable Microdial	72	Fractional Sizes	
Forstner Bits and Sets	74	<i>High Speed Steel:</i> Regular Point, Brad Point	39
Multi Spur Bits	73	Left Hand, Parabolic, Cobalt	39
Carbide Multi Spur Bits	73	Taper Point	7
Double Spur Machine Bits	67	Number (Wire Gage) Sizes	
Plumbits & Parts	75	<i>High Speed Steel:</i> Regular Point, Brad Point	46
Self Feed Bits & Parts	75	Left Hand	46
Carbide 3 Wing Drills	73	<i>Cobalt:</i> Heavy Duty	46
Carbide Metric Boring Bits	66	Letter Sizes	
Speed Bore and Spade Bits & Sets	72	<i>High Speed Steel:</i> Regular Point, Brad Point	49
Extension Shanks	68 + 75		
	76	Metric Sizes	
		<i>High Speed Steel:</i> Regular Point, Brad Point	50
Circle Cutters		Drill Sets: HSS, Regular Point, & Brad Points	54
Countersinks - 60, 82, 90, 100, 120 Degrees			
Drill Mounted, to Drill and Countersink, Adjustable		Drills – Regular (Jobbers) Length	
<i>Carbon Steel:</i>		Fractional Sizes	
Type 'C' – Standard	5	<i>High Speed Steel:</i> Regular Point, Brad Point	40
Type 'C' – Sets	12-17	Left Hand, Parabolic, Fast Spiral, Slow Spiral	40
Type 'E' – Recessed Head	18	HSS Heavy Duty	41
Type 'J' - 1/4" Shank	18	Half Round	42
Type 'K' – 3" Overall Length	20	<i>Plexi-Point</i>	62
Style '5C' – 4-1/2" Overall Length	29	<i>Fast Spiral Taper Point</i>	7
<i>Stainless Steel:</i>		<i>Cobalt Steel:</i> Heavy Duty	41
Type 'KS' – 3" Overall Length	20	Carbide Tipped:	42
<i>High Speed Steel:</i> Type 'HS' Standard, Sets	19	Solid Carbide:	42
<i>Carbide:</i> Type 'CC' Standard	19	Number (Wire Gage) Sizes	
<i>Carbide Tipped:</i>		<i>High Speed Steel:</i> Regular Point, Brad Point,	47
Style '4CT' – 1-1/2" Overall Length	30	Left Hand	47
Style '5CCT' – 4-1/2" Overall Length	30	<i>Cobalt:</i> Heavy Duty	47
Type 'CTCSK' – 1/4" Hex Shank	31	Letter Sizes	
Chuck Mounted, to Countersink Only		<i>High Speed Steel:</i> Regular Point, Brad Point	49
<i>High Speed Steel:</i>		Metric Sizes	
Uniflute Series 61	26	<i>High Speed Steel:</i> Regular Point, Brad Point	50
Uniflute Series 62 – High Alloy	26	Drill Sets: Regular Point and Brad Point	54
Tri-Flute Series 66	26		
Multi-flute Series 79	27	Drills – Long (Taper) Length	
Three Flute Series 92	27	Fractional Sizes	
Single Edge for Aluminum Series 67	27	<i>High Speed Steel:</i> Regular Point, Brad Point,	43
Sets – Series 61 and Series 79	28	<i>Fast Spiral: Regular Point, Brad Point</i>	43
Five Flute Rose Pattern	31	<i>Carbide Tipped:</i>	43
Center Reamer – Three Flutes	30	<i>Taper Point, Fast Spiral Taper Point</i>	7
<i>Carbide:</i>		Drills – Extra Length 8", 10", 12", 18"	
Uniflute Series 60	26	Fractional Sizes 8" and 10"	
Six Flute Series 78	27	<i>High Speed Steel:</i> Regular Point, Brad Point	44
Combination Drill and Countersinks		Fractional Sizes 12" and 18"	
<i>High Speed Steel:</i> Two Flute Double End, Sets	30	<i>High Speed Steel:</i> Regular Point, Brad Point	45
Replacement Hex Screws and Hex Keys Sizes	131, 142-143		
Counterbores – Flat Bottom		Drills – Aircraft Style 6", 12"	
<i>Drill Mounted, to Drill and Counterbore, Adjustable</i>		Fractional Sizes – 6"	
<i>Carbon Steel:</i>		<i>High Speed Steel:</i> Fractional, Wire Gage	63
Type 'B' – Soft Wood and Depth Control	22	Fractional Sizes – 12"	
Type 'X' – Deep Cuts and Hardwood	22	<i>High Speed Steel:</i> Fractional, Wire Gage	64
Type 'B' and 'X' Sets	23		
<i>Stainless Steel</i>			
Type 'MS' – 3" Overall Length	20		
Type 'R' and Type 'R' Sets	21		
Type 'M' – 3" Overall Length	20		
Style '5' – 4-1/2" Overall Length	29		
Multi Spur	73		

Full Index Page 2

Description	Page	Description	Page
Drills – 1/4", 3/8" and 1/2" Reduced Shanks		Drills to Cut Hard Steel	
<i>Carbon Steel Fractional:</i>		<i>Carbide Tipped: 4" and 6" Long</i>	44
1/2" Shank – Regular Point, Brad Point	52	Pilot Drills	
<i>High Speed Steel – Fractional:</i>		<i>Carbon Steel: To fit Style '5' and '5C'</i>	29
1/4" Shank – Regular Point, Brad Point	51	<i>High Speed Steel:</i>	
1/4" Shank – Brad Point Drill Sets	51, 54	To fit Hole Saws	79
3/8" Shank – Regular Point, Brad Point	51	To fit Self Centering Bits	71
1/2" Shank – Regular Point, Brad Point	52-53	To fit Circle Cutters	76
<i>High Speed Steel – Metric:</i>		Bell Hanger (Installer Bits)	
1/2" Shank – Brad Point	53	<i>Carbon/Carbide Tipped – Round Shank:</i>	
<i>Cobalt Steel – Fractional:</i>		12", 18", 24", 30", 36" and 48" Long	70
1/2" Shank – Regular Point	53	Drill Guides Self Centering/Parts	71
<i>Carbide Tipped – Fractional:</i>			
1/2" Shank – Brad Point	53	Drills – Sets	54
Drills – 7/16"-14 Threaded Shanks (Dowel)		Drills – Stands, Gages	55
<i>Carbon Steel: Regular Point, Brad Point</i>	65		
<i>High Speed Steel: Regular Point, Brad Point</i>	65	Drill Stops	24-25
<i>Carbide Tipped: Brad Point</i>	65		
<i>Thread Shank Accessories:</i>	65	Extension Shanks	68, 75
Boring Chuck Adapters	65	Hammer Drills/ Core Drills	57-61
Adjustable Chucks	65		
Metric Shank Adapter	65	Hex Keys and Set Screws	131, 142-143
Carbon & HSS Extended Shank Brad Point	65		
Carbon Screw Point	65	Hollow Chisels & Bits (Mortising)	77
Drills – 10mm Shanks			
<i>Carbide Tipped – 57mm Overall Length:</i>		Hole Saws	
Brad Point Right and Left Hand	66	High Speed Steel, Carbide Tipped	78
60 Degree Point Right and Left Hand	66	Grit Edge	78
<i>Carbide Tipped – 70mm Overall Length:</i>		Arbors, Pilot Drills, Adapters	79
Brad Point Right and Left Hand	66	Sets	80-81
60 Degree Point Right and Left Hand	66	Information	
<i>Carbide Tipped- Boring Bits</i>	66	Fuller Story and Policies	Front Cover
		Pre-drilling for Wood Screws	3
Drills – Special Purpose		Sizes Recommendation Charts	4
Double End Drills	49	Special Step Drill Ordering	33
Step Drills		Types of Steels and Their Uses	36
<i>High Speed Steel: Specials Ordering</i>	33	Drills Point Configurations	37
Type 'SD' – Standard 82 and 180 Degree	32	Brad Points	38
<i>Drill Trees:</i>	31	Screwdriver Bit Common Questions	114
Standard Step Drills for Wood Screws	34-35	Replacement Screw & Keys Sizes	131,142-143
Masonry Drills		Decimal & Tap Drill Size Chart	147-148
<i>Carbide Tipped: Standard – 3", 4", 6"</i>	56	Anatomy of a Wood Screw	149
Extra Length – 13", 18"	56	Special Tools and Sharpening Info	Rear Cover
Glass and Tile Drills	56		105
Hammer Drills		Keyhole Router Bits	
SDS-Plus	57	Plug Cutters	
SDS-Plus Hex/Tapcon	57	Two Flute – Straight	
Percussion – Round Shank	58	<i>Carbide Tipped: 3/8" and 1/2" Shank</i>	10
Spline-Drive	59	Four Flute – Straight	
SDS-Max	59	<i>Carbon Steel: 1/4", 3/8" and 1/2" Shank</i>	10
Percussion	60	<i>Stainless Steel – 3/8" and 1/2" Shank</i>	10
<i>Hammer Core Pilot</i>	60	Sets	11
<i>Hammer Core Bodies</i>	60	Four Flute – Tapered	
<i>Hammer Core Extensions</i>	60	<i>Carbon Steel: 1/4" Hex Shank</i>	10
<i>Percussion Hammer Core Adapters</i>	61	Spiral and Barrel Type Self Ejecting	
<i>Replacement Shank</i>	61	<i>Carbon Steel: 1/2" Shank</i>	71
Plexi-Point Drills		<i>Carbide Tipped: 1/2" Shank</i>	71
<i>High Speed Steel:</i>		Quick Change:	
Fractional Sizes	62	TPS Lock® Taper Point Drills and Sets	8-9
Letter Sizes	62	Carbon Tapered Plug Cutters	10
Number Sizes	62	Combination Countersink Sets	15-17
Metric	62	Carbon 'J' Countersinks	18
Taper Point Drills		HSS Fractional:	
<i>High Speed Steel – Fractional Sizes:</i>		Regular/ Brad Point	48
Short Length	7	Sets	12
Regular Length	7	Chuck Adapters	48
Hex Shank	9	Lock-N-Load Spade Bits	72
Sets	8	Countersink Mounted Combinations	141
Long Length	7		
8" Overall Length	7		

Full Index Page 3

Description	Page	Description	Page
Router Bits		O Flute	95
Bearings and Accessories		Flush Trim	95
Fiber Adapters	93	7° Bevel Trim	95
Ball Bearings	108	Flush and 7° Bevel	96
Square Bearings	108	Flat Bottom Veining	96
Arbors	108	Round Bottom Veining	96
Steel Router Collets	108	Fiberglass	96
Bearing Lock Collars	108	Polished Knives	96
Carbide Tipped Straight		V Groove, Panel and Cove	
CNC Router	97	V Groove 90° Angle	102
Template with Oversized Bearings	97	V Groove 60° Angle	102
Left Hand	97	Panel	102
<i>Single Flute 1/4", 3/8", 1/2" Shanks</i>	98	Cove	102
<i>Double Flute 1/4", 3/8", 1/2" Shanks</i>	98	Point Cutting Round Over	102
Metric	99	Saw Blades	
<i>1/4" Shank</i>	99	<i>Circular Saw: Steel, Carbide, Abrasive</i>	82-85
<i>1/2" Shank</i>	99	<i>Jig Saw, Sabre Saw, Reciprocating Saw:</i>	
Dovetail Routers	107	Carbon, High Speed, Bi-Metal	86-89
Flush Trim Carbide Tipped		<i>Hack Saw: High Speed, Bi-Metal</i>	90
Flush Trim 2 Flute	105	<i>Grit Edge: Jig, Rod, and Hack</i>	91
Flush Trim with Double Bearings	105	Screwdriver	
Flush Trim Down Shear	105	<i>Bits:</i>	
Flush Trim V Groove	105	Phillips Insert, Power	115-116
Flush Trim 3 Flute	105	Slotted Insert, Power	117-118
Flush Trim 3 Flute Double Bearings	105	Torx Insert, Power, Tamper	119-120
Overhang Trim	105	Pozidriv Insert, Power	121
High Speed Steel		Socket Head Insert, Power, Tamper Resistant	121-122
Double V Flute	92	Bit Holders	124
Double O Flute	92	Square Recess	123
Spiral Double Up Cut	93	Fearson	123
Spiral Double Down Cut	93	Double End	123
Blanks	93	Bits & Finders	125
Fiber Adapters	93	Folding Torx Wrench Sets	125
Key Hole	105	Extension & Adapters	126
Laminate Trim/ Multi-Side		Specialty Bit Holders, Replacement Parts	127
Laminate Trim	106	Nut Setters	128
Combination Flush or Bevel	106	<i>Screwdrivers:</i>	
Laminate Trimmers	106	Storage/Hand	129
Multi-Sided	106	Hand	129
Mortising/ Staggertooth		<i>Sets:</i>	
Mortise	100	Nut Setter	129
Screw Type Helix Mortise	100	Screwdriver	130
Helix Mortise Arbors	100	Screw Extractors	
Staggertooth	100	Straight Flute, Spiral Flute, Sets	139
Up/Down Staggertooth	100	Unscrew-Ums™	140
Square Corner Chisel	100	Self Feed Bits	
Rabbeting and Roman Ogee		Threaded Shank	65
Rabbeting	103	Double Screw Machine Bit	67
Slotting and Rabbeting	103	Auger Bits	67-69
Roman Ogee	103	Adjustable Boring Bits	72
Slotting Cutters	103	Plumbits/ Wood Bits	75
Slotting Cutter Arbors	103	2 Wing Wood Chucks	76
Round Nose and Half Round		Set Screws and Hex Keys	131, 142-143
Round Nose (Core Box)	101	Special Tools & Sharpening Guidelines	Rear Cover
Round Nose with Bearing	101	Step Drills	33-35
Half Round Bull Nose	101	Stop Collars	6
Plunge Cut Hand Grip	101	Taps & Dies	
Oval Edge (half bull nose)	101	<i>Taps: Carbon, High Speed Steel</i>	132
Round Over and Chamfer		Tap Handles	135
Round Over and Beading	104	<i>Dies: Carbon, High Speed Steel</i>	133
45° Chamfer	104	Die Handles	135
Plunge Round Over	104	<i>Sets: Tap and Die</i>	136-138
Edge Bevel	104	<i>Metric Taps & Dies:</i>	134
Sets	109	Tenon Cutters	11
Solid Carbide			
Standard	94		
Chipbreaker	94		
Up/Down Spiral 1+1 Compression	94		
Up/Down Spiral 2+2 Compression	94		
Flush Trim	94		
Straight	95		
<i>Single Flute & Double Flute</i>	95		

Decimal Equivalency Chart (Part 1)

Inch	Dec-imal	Wire	mm	Tap Sizes	Inch	Dec-imal	Wire	mm	Tap Sizes	Inch	Dec-imal	Wire	mm	Tap Sizes
	.0059	97	.15			.0390	61				.1100	35		
	.0063	96	.16			.0394		1.			.1102		2.8	
	.0067	95	.17			.0400	60				.1110	34		
	.0071	94	.18			.0410	59				.1130	33		#6-40
	.0075	93	.19			.0413		1.05			.1142		2.9	
	.0079	92	.20			.0420	58				.1160	32		
	.0083	91	.21			.0430	57				.1181		3.	
	.0087	90	.22			.0433		1.1			.1200	31		
	.0091	89	.23			.0453		1.15			.1220		3.1	
	.0094		.24			.0465	56			1/8	.1250			5/32-32NS
	.0095	88			3/64	.0469			#0-80		.1260		3.2	
	.0098		.25			.0472		1.2			.1280		3.25	
	.0100	87				.0492		1.25			.1285	30		5/32-36NS
	.0102		.26			.0512		1.3			.1299		3.3	
	.0105	86				.0520	55				.1339		3.4	
	.0106		.27			.0531		1.35			.1360	29		#8-32
	.0110	85	.28			.0550	54				.1378		3.5	
	.0114		.29			.0551		1.4			.1405	28		
	.0015	84				.0571		1.45		9/64	.1406			
	.0118		.30			.0591		1.5			.1417		3.6	
	.0120	83				.0595	53				.1440	27		
	.0125	82				.0610		1.55			.1457		3.7	
	.0126		.32		1/16	.0625			#1-64		.1470	26		3/16-24NS
	.0130	81				.0630		1.6			.1476		3.75	
	.0134		.34			.0635	52		#1-72		.1495	25		#10-24
	.0135	80				.0650		1.65			.1496		3.8	
	.0138		.35			.0669		1.7			.1520	24		
	.0142		.36			.0670	51		#2-56		.1535		3.9	
	.0145	79				.0689		1.75			.1540	23		
	.0150		.38			.0700	50		#2-64	5/32	.1562			
1/64	.0156					.0709		1.8			.1570	22		3/16-32NS
	.0157		.4			.0728		1.85			.1575		4.	
	.0160	78				.0730	49				.1590	21		#10-32
	.0165		.42			.0748		1.9			.1610	20		
	.0173		.44			.0760	48				.1614		4.1	
	.0177		.45			.0768		1.95			.1654		4.2	
	.0180	77			5/64	.0781			#3-48		.1660	19		
	.0181		.46			.0785	47				.1673		4.25	
	.0189		.48			.0787		2.			.1693		4.3	
	.0197		.5			.0807		2.05			.1695	18		
	.0200	76				.0810	46		#3-56	11/64	.1719			
	.0210	75				.0820	45				.1730	17		#12-24
	.0217		.55			.0827		2.1			.1732		4.4	
	.0225	74				.0846		2.15			.1770	16		7/32-24NS
	.0236		.6			.0860	44				.1772		4.5	
	.0240	73				.0866		2.2			.1800	15		#12-28
	.0250	72				.0886		2.25			.1811		4.6	
	.0256		.65			.0890	43		#4-40		.1820	14		
	.0260	71				.0906		2.3			.1850	13		
	.0276		.7			.0925		2.35			.1850		4.7	
	.0280	70				.0935	42		#4-48		.1870		4.75	
	.0292	69			3/32	.0938				3/16	.1875			
	.0295		.75			.0945		2.4			.1890		4.8	
	.0310	68				.0960	41				.1890	12		7/32-32NS
1/32	.0312					.0965		2.45			.1910	11		
	.0315		.8			.0980	40				.1929		4.9	
	.0320	67				.0984		2.5			.1935	10		
	.0330	66				.0995	39		#5-40		.1960	9		
	.0335		.85			.1015	38				.1969		5.	
	.0350	65				.1024		2.6			.1990	8		1/4-20
	.0354		.9			.1040	37		#5-44		.2008		5.1	
	.0360	64				.1063		2.7			.2010	7		
	.0370	63				.1065	36		#6-32	13/64	.2031			
	.0374		.95			.1083		2.75						
	.0380	62			7/64	.1094								

Decimal Equivalency Chart (Part 2)

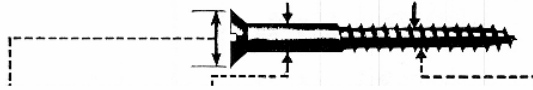
Inch	Decimal	Wire & Letter	mm	Tap Sizes	Inch	Decimal	Wire & Letter	mm	Tap Sizes	Inch	Decimal	mm	Tap Sizes
	.2040	6			21/64	.3281				11/16	.6875		3/4-16NF
	.2047		5.2			.3307		8.4			.6890	17.5	
	.2055	5				.3320	Q		3/8-24NF	45/64	.7031		
	.2067		5.25			.3346		8.5			.7087	18.	
	.2087		5.3			.3386		8.6		23/32	.7188		1/2-14 Pipe
	.2090	4				.3390	R		1/8-27 Pipe		.7283	18.5	
	.2126		5.4			.3425		8.7		47/64	.7344		
	.2130	3		1/4-28	11/32	.3438					.7480	19.	
	.2165		5.5			.3445		8.75		3/4	.7500		
7/32	.2188					.3465		8.8		49/64	.7656		7/8-9NC
	.2205		5.6			.3480	S				.7677	19.5	
	.2210	2				.3504		8.9		25/32	.7812		
	.2244		5.7			.3543		9.			.7874	20.	
	.2264		5.75			.3580	T			51/64	.7969		
	.2280	1				.3583		9.1			.8071	20.5	
	.2283		5.8		23/64	.3594				13/16	.8125		7/8-14NF
	.2323		5.9			.3622		9.2			.8268	21.	
	.2340	A				.3642		9.25		53/64	.8281		
15/64	.2344					.3661		9.3		27/32	.8438		
	.2362		6.			.3680	U		7/16-14NC		.8465	21.5	
	.2380	B				.3701		9.4		55/64	.8594		
	.2402		6.1			.3740		9.5			.8661	22.	
	.2420	C			3/8	.3750				7/8	.8750		1-8NC
	.2441		6.2			.3770	V				.8858	22.5	
	.2460	D				.3780		9.6		57/64	.8906		
	.2461		6.25			.3819		9.7			.9055	23.	
	.2480		6.3			.3839		9.75		29/32	.9062		1-12NF
1/4	.2500	E				.3858		9.8		59/64	.9219		3/4-14 Pipe
	.2520		6.4			.3860	W		7/16-20		.9252	23.5	
	.2559		6.5			.3898		9.9		15/16	.9375		1-14NS
	.2570	F		5/16-18NC	25/64	.3906					.9449	24.	
	.2598		6.6			.3937		10.		61/64	.9531		
	.2610	G				.3970	X				.9646	24.5	
	.2638		6.7			.4040	Y			31/32	.9688		
17/64	.2656				13/32	.4062					.9843	25.	
	.2657		6.75			.4130	Z			63/64	.9844		1-1/8-7NC
	.2660	H				.4134		10.5		1	1.0000		
	.2677		6.8		27/64	.4219			1/2-13		1.0093	25.5	
	.2717		6.9			.4331		11.		1-1/64	1.0156		
	.2720	I		5/16-24NF	7/16	.4375			1/4-18 Pipe		1.0236	26.	
	.2756		7.			.4528		11.5		1-1/32	1.0312		
	.2770	J			29/64	.4531			1/2-20		1.0433	26.5	
	.2795		7.1		15/32	.4688				1-3/64	1.0469		1-1/8-12NF
	.2810	K				.4724		12.		1-1/16	1.0625		
9/32	.2812			5/16-32NS	31/64	.4844			9/16-12		1.0630	27.	
	.2835		7.2			.4921		12.5		1-5/64	1.0781		
	.2854		7.25		1/2	.5000					1.0827	27.5	
	.2874		7.3			.5118		13.		1-3/32	1.0938		
	.2900	L			33/64	.5156			9/16-18		1.1024	28.	
	.2913		7.4		17/32	.5312				1-7/64	1.1094		1-1/4-7NC
	.2950	M				.5315		13.5			1.1220	28.5	
	.2953		7.5		35/64	.5469				1-1/8	1.1250		
19/64	.2969					.5512		14.	5/8-11	1-9/64	1.1406		
	.2992		7.6		9/16	.5625					1.1417	29.	
	.3020	N				.5709		14.5		1-5/32	1.1562		1-11-1/2 Pipe
	.3031		7.7		37/64	.5781			5/8-18NF		1.1614	29.5	
	.3051		7.75			.5906		15.	3/8-18 Pipe	1-11/64	1.1719		1-1/4-12NF
	.3071		7.8		19/32	.5938					1.1811	30.0	
	.3110		7.9		39/64	.6094				1-3/16	1.1875		1-3/8 x 6
5/16	.3125			3/8-16NC		.6102		15.5			1.2008	30.5	
	.3150		8.		5/8	.6250			11/16-16NS	1-13/64	1.2031		
	.3160	O				.6299		16.		1-7/32	1.2188		
	.3189		8.1		41/64	.6406					1.2205	31.0	
	.3228		8.2			.6496		16.5		1-15/64	1.2344		
	.3230	P			21/32	.6562			3/4-10NC		1.2402	31.5	
	.3248		8.25			.6693		17.		1-1/4	1.2500		
	.3268		8.3		43/64	.6719							

Anatomy of Wood Screws

How to Use This Chart

This chart lists the actual dimensions of wood screws and the closest fractional size equivalents. The root diameters are measured at the middle of the threaded portion of the screw. The root diameter on some wood screws tapers along the length of the threads. If drilling a straight pilot hole, we recommend the same drill size as the root diameter in hardwoods and 15% smaller in softwoods. Head diameters listed are standard for Flat Head and Oval-head screws. Round Head screws can be 5% to 10% smaller. Refer to page 4 for Taper Point Drill, Countersink, Plug Cutter and Straight Pilot Drill recommendations.


When selecting the wood screw size and length that best suits your requirements, keep in mind that the threaded portion of a wood screw takes up approximately 2/3 of the total length of the screw leaving 1/3 for the shank and head.



No. Of Screw	Maximum Head Diameter	Shank Diameter			Root Diameter			Threads Per Inch	No. Of Screw
		Basic Dec. Size	Nearest Fractional Equivalent	Oversize	Average Dec. Size	Nearest Fractional Equivalent	Undersize		
0	.119	.060	1/16	Oversize .002	.040	3/64	Oversize .007	32	0
1	.146	.073	5/64	Oversize .005	.046	3/64	Basic Size	28	1
2	.172	.086	3/32	Oversize .007	.054	1/16	Oversize .008	26	2
3	.199	.099	7/64	Oversize .010	.065	1/16	Undersize .002	24	3
4	.225	.112	7/64	Undersize .003	.075	5/64	Oversize .003	22	4
5	.252	.125	1/8	Basic Size	.085	5/64	Undersize .007	20	5
6	.279	.138	9/64	Oversize .002	.094	3/32	Basic Size	18	6
7	.305	.151	5/32	Oversize .005	.102	7/64	Oversize .007	16	7
8	.332	.164	5/32	Undersize .007	.112	7/64	Undersize .003	15	8
9	.358	.177	11/64	Undersize .005	.122	1/8	Oversize .003	14	9
10	.385	.190	3/16	Undersize .002	.130	1/8	Undersize .005	13	10
11	.411	.203	13/64	Basic Size	.139	9/64	Oversize .001	12	11
12	.438	.216	7/32	Oversize .003	.148	9/64	Undersize .007	11	12
14	.491	.242	1/4	Oversize .008	.165	5/32	Undersize .009	10	14
16	.544	.268	17/64	Undersize .002	.184	3/16	Oversize .003	9	16
18	.597	.294	19/64	Oversize .003	.204	13/64	Undersize .001	8	18
20	.650	.320	5/16	Undersize .007	.223	7/32	Undersize .004	8	20
24	.756	.372	3/8	Oversize .003	.260	1/4	Undersize .0101	7	24

Actual Wood Screw Shank Sizes

To determine the size of a screw visually, lay the screw shank on the silhouette.



The Fuller Story - continued

The growth of the Fuller family provided the business with its first employees. In 1946 Warren Fuller Jr. began to work on a full time basis, drilling, tapping, deburring and sharpening the countersinks. The tools were being sold to boat builders and hardware stores locally and in other areas of the country by an uncle. At this time the first catalog was printed - a pocket fitting edition complete with photographs and prices of the latest countersinks. The catalog also included a line of tools to make Venetian blinds.

During the late 1950's Warren Jr. renovated the countersink design - a change that is extensively used today. Originally the flutes of the countersink were straight in design. In the new model the flutes are slightly slanted. This modified the tool from a scraper to a cutter. The design allowed the wood chips to clear, preventing clogging.

In 1955, following the death of Let, Warren Jr. incorporated the business. During the next years the Fuller family and business grew rapidly. By the 1970's it became obvious that even the expanded Warwick Ave. location was a far from adequate space. The younger members of the Fuller family were taking an active interest in the business and by 1979 when Fuller moved to its present location, most of the seven children of Warren Fuller Jr. were working in the business.

Today W.L. Fuller Inc. is operated by the team effort of the Fuller family members. The company is now owned and managed by Warren L. Fuller's children, Diane Nobile, David Fuller, Gary Fuller, Warren (Sandy) Fuller, Debbie Fuller/Burke, and Lisa Fuller. Since personal service is the secret of the Fuller success, great pride is taken in customer service, fast delivery and a superior product line. While computerizing in the early 80's has allowed a complete control over inventory, all orders are still manually priced and personally checked. Even though sales have increased 300 times over those of the early days, W.L. Fuller Inc. advertises very little, proving the success of word-of-mouth advertising and customer satisfaction expressed over the years.

* Postscript - In an effort to save money during the war years, Warren Fuller Sr. located a deal on gallons of near orange paint for his boats. With this purchase began the use of orange as the Fuller business color. The reader will note the use of orange in Fuller advertising flyers, packaging and throughout this catalog.

The Fire - March 17, 2003 continued

What remained was a three story addition that was added on to the rear of the original building. The first floor of the addition housed the grinder and dust collection system that started the fire as well as our heating treating facility. The addition was fire proof (brick & steel) and remained standing. The second floor of the addition housed our stock room. The

stock room was not damaged from the fire but was soaked by hoses of the fire department.

For the next few days, some of our employees helped to rummage through the debris finding anything that was salvageable. We did recover a number of file cabinets, desks with items still in the draws and one printer, but very little remained from the fire.

Others began setting up a temporary office in a mobile office trailer that had been stored on the property. A spare computer we had purchased years ago was brought in from its dusty location at one of our homes. The back up tape from the night before was loaded onto the spare computer (thank god it was a good backup). A small telephone system was purchased and installed in the mobile office trailer and hooked up by the local cable service. Within two days we had a functioning office with one computer, telephones, printer and a fax machine.

Next we began cleaning, rust preventing and repackaging all of the tools that had been sitting on our stockroom shelves ready to ship and had been soaked during the fire. It was a monumental task that took months. To this day we still have a number of products that do not sell very well which we have not had time to clean.

We had approximately two to four months of sales worth of items on inventory. Some of the items we purchased from other companies and we continued ordering as we did before the fire. The items we manufactured were a different story. We had lost all of our machinery. We could not manufacture anything.

Another office trailer was rented and both trailers were moved along side the remaining building with the stock room on the second floor. A dumb waiter was constructed to move tools that were ready to ship, down to the office trailer where we set up our shipping room. The office trailers were kind of like working in a sardine can. We did not have any running water or indoor bathrooms. Fortunately there was a donut shop right next store. The spring, summer and fall months were not too bad but winter was a very difficult time for us.

Three 6500 watt generators had to be started and kept running each morning, one for each trailer and one for the stock room. We began shipping orders with partial quantities of our products in order to get small quantities to as many customers as possible. The backorders started piling up and created a mountain of paper work that we were not accustomed to handle.

A number of years before the fire we had purchased the building next door to us because we did not want to have to move out of the building we were in. We moved once in 1979 when we were a smaller company. We would do anything to avoid having to move again. The company continued to grow and we knew that eventually we would need more space. Our plan was to move the manufacturing to the second building allowing us to spread the offices and stock room out in the first building. The fire pushed those plans ahead. The second building was being rented out to two other companies. We had to ask one of the companies that was renting on a month to month basis to leave. The first building was destroyed and would take over one year to rebuild and get ready to move the office and stock room back in.

The most difficult part of recovering from our fire was rebuilding our manufacturing facility. We had a building but

the electrical service was insufficient for our needs and we needed all new machinery. Many of the machines we had before the fire were custom manufactured just for our products. Some of the machines were quite old. We found a twelve station CNC machining center that could combine the individual steps we did in the past into one process that produced a finished tool. After successful testing of the machines running our parts, we ordered three of them. The slow economy, all though bad for sales, turned out to be good for machine purchasing. Instead of waiting fourteen to sixteen weeks for delivery, the manufacturer actually had one machine on the floor, one almost finished and the third would be four to six weeks. Even though we had found some equipment, it would still be some time before we could get electricity to those machines. Electrical panels had to be installed. Circuits had to be run. The machines had to be installed and set up. A large generator was purchased to run the automatic machinery. We had hired an electrical contractor shortly after the fire. Between the manufacturing facility and the new office building, they worked here every day for a little over a year.

During the time we were getting the manufacturing facility ready, we tried to have our tools manufactured by other companies who had equipment capable of producing our most popular products. The companies, who were not going to charge us more than we sold the tools for, could not meet our quality standards. Our efforts were fruitless. The backorders for our products continued to pile up.

There were many other things needed in our plant to be fully operational like heating and air conditioning, compressed air, lighting, work benches, shelving, measuring and testing equipment, safety equipment, air cleaning and vacuum system, grinders, hand tools and much more.

Among the first tools we were able to produce were Brad Point Drills, Step Drills and small quantities of Taper Point Drills. It took about eight months for us to be back in full production to the point where we could produce enough tools to fill new orders and complete backorders. We had a number of set backs during that long process. Our three CNC machine centers turned out to have a manufacturing defect which caused an internal part of the turret to break, shutting the machine down until a new turret was shipped to us and installed. That new turret would also eventually break. Each time a turret broke, the machine would be down for up to a week or more. We were running these machine twenty four hours a day, seven days a week. The loss of production while we were trying to recover and get tools to our customers was maddening. We were making promises to customers that they would get their orders by a certain time and then we were not able to keep that promise because yet another turret broke. We even had the company get us a spare turret to save shipping time when one failed. It took the machine manufacturer almost two years to finally solve the issues we had with their machinery.

We are very grateful to all those customers who stuck by us during one of the most difficult periods this company has ever had. There were some days that we just could not see any light at the end of the tunnel. During the winter months we would come in to ice cold office trailers, computers shut down and phone system shut down. We would wait for the generators to be started so the heat would come on, the

computers would start and the phones and fax machine would start ringing. Most of the calls were answered with "Sorry, we do not have those in stock yet".

As it turned out, the fire was a double edged sword. We now have new automated machinery that has allowed us to design and produce additional products. We have expanded our office and stock room into our new building. We are now up to date on all new fire and safety codes. We have a fire proof building and a vacuum system with its own sprinkler system. We have our family, our employees and we have our customers.

Front of old building.



Side of old building.



Front and side of building completely destroyed.



Notes

Special Sizes

Special size Countersinks, Counterbores, Plug Cutters and Drills can usually be manufactured and shipped within 1 to 6 weeks, depending on size, type and quantity. Use stock price of outside diameter you require and add the following percentages to obtain price on all types of Countersinks and Counterbores with drill hole size and/or included angles different than stock sizes listed.

One tool of any one size and type.....	List plus 100%
Two tools of any one size and type.....	List plus 90%
Three tools of any one size and type.....	List plus 80%
Four tools of any one size and type.....	List plus 70%
Five tools of any one size and type.....	List plus 60%
6 to 11 tools of any one size and type.....	List plus 50%
12 to 23 tools of any one size and type.....	List plus 40%
24 to 47 tools of any one size and type.....	List plus 30%
48 to 95 tools of any one size and type.....	List plus 20%
96 to 143 tools of any one size and type.....	List plus 10%

For special outside diameters use price of next larger stock size. Example: 19/32" = 5/8" diameter and add quantity percentage.

Sharpening Service

All Countersinks, Counterbores, Plug Cutters and Drills can be sharpened economically in our plant.
Our charges will depend on condition, the following being average.

Types 'C', 'E', 'J', 'K' and	
High Speed Steel Countersinks.....	15% of list price
Countersinks, Carbide.....	30% of list price
Counterbores, (all).....	25% of list price
Plug Cutters.....	15% of list price
Drills, Brad Point.....	40% of list price
Taper Point.....	50% of list price
Regular Point.....	30% of list price
Step Drills.....	30% of list price

We also sharpen most tools we sell.

Multi Spur Bits
Woodchuck Drills
Forstner Bits etc.

These prices are estimates only. Please call for sharpening quotations.
There is a minimum sharpening charge on small quantities. See price list.

All Countersinks and Counterbores come complete with two set screws.
Extra screws and extra hex socket keys are available.
See catalog pages 131 & 142-143 and price list.

Manufactured by:

W.L. Fuller Inc.
P.O. Box 8767
7 Cypress Street, Warwick, R.I. 02888
Tel (401) 467-2900 Fax - (401) 467-2905

If you don't see it in this catalog - Ask for it - We have many sizes and types of tools in stock that are not shown in this catalog.

Catalog created by Lisa M. Fuller & David W. Fuller

Welcome to the New Fuller Catalog 25

It has been almost 2 years since our fire and we have been working hard on this new catalog for the last year. The biggest change is the addition of the Whiteside Manufacturing line of Solid Carbide and Carbide Tipped Router Bits and accessories. We have also added a number of new products and removed some that have been discontinued or that we are no longer handling. Those items are listed below. We hope you enjoy Catalog 25 which we have dedicated to the memory of our father, Warren L. Fuller, who died as a result of Hurricane Katrina in Mississippi. This catalog is available in both hard copy and electronic formats.

New products in Catalog 25

Description	Page
The Fire – A brief story about the fire that all but destroyed W. L. Fuller, Inc. March 17, 2003	Cover
TPS Lock® System- Taper Point Drills	9
JH Countersinks- Type J Countersinks with a 1/4” Hex Shank	18
Standard sized Step Drills to pre drill for wood and production screws	34-35
Series #2515- High Speed Steel Brad Point Left Hand Regular Length Drills	40
Drill Blanks	42
Quick Change Adapters	48
Hex Shank Adapter	48
Quick Release 1/4” Shank- Regular Point and Brad Point Drills	48
Hammer Drills- SDS-Plus®	57
Hammer Drills- SDS-Plus Hex/Tapcon	57
Hammer Drills- Round Shank	58
Hammer Drills- Spline Shank	59
Hammer Drills- SDS-Max®	59
Percussion/Hammer Core Bits	60
Percussion/Hammer Core Adapters and Accessories	61
Hole Saw Ejector Spring- fits all 1/4” Pilot Drills	79
Recessed Lighting Hole Saws- Carbide Grit Edge	81
Tungsten Carbide Grit Hole Saw Kit	81
Steel Pro- Contractor Steel Circular Saw Cutting Blades	85
Hack Saw Frame	90
Carbide Grit Jig, Rod, and Hack Saw Blades	91
Solid Carbide Spiral Router Bits	94
Solid Carbide Router Bits	95-96
Carbide Tipped Straight Router Bits	97-99
Mortising/Staggertooth Router Bits	100
Round Nose and Half Round Router Bits	101
V-Groove, Panel and Cove Router Bits	102
Rabbeting and Roman Ogee Router Bits	103
Roundover and Chamfer Router Bits	104
Keyhole/ Carbide Tipped Flush Trim Router Bits	105
Laminate Trim/Multi-sided Router Bits	106
Dovetail Router Bits	107
Router Bit Bearings and Accessories	108
Hexagon Carbon Steel Dies	133
Hexagon Carbon Pipe Dies	133
Unscrew-Ums™ Screw Extractors	140

What's Discontinued from Catalog 25

Description	Page
Threaded Shank Drills- Only Available While Supplies Last	
Series #420, #422, #424, and #164	56
Bell Hanger Drills- Square Taper Shank	61
Insty-Bit Drill Guides- Series #733	62
Spade Bit Set- 6 piece in Plastic Pouch	63
Forstner Bit Set- 4 piece	65
Plugout™- Large Arbor	70
Circular Saw Blades- Delux Industrial with C-4 Carbide -Cutoff 60 Tooth	72
Circular Saw Blades- Delux Industrial with C-4 Carbide- Trim 80 Tooth	72
Circular Saw Blades- Delux Industrial with C-4 Carbide- Planer 50 Tooth	72
Circular Saw Blades- Semi-Industrial C-2 Carbide- Utility Blades	73
Circular Saw Blades- Magna Steel Blades- Combination/Rip	74
Circular Saw Blades- Magna Steel Blades- Hollow Ground Planer	74
Band Saw Blades- 6 and 14 Teeth	81
Band Saw Blades- 18, 24, and 32 Teeth	82
Screw Driver Bits- Power Bits- Masonry	92
Screw Driver Bits- Slotted Power Bits- Iso-Temp™	94
Screw Driver Bits- Torx® Tamper Resistant Bits- Iso-Temp™	95
Screw Driver Bits-Torx® Insert Bits 5/16" Hex Shank- Iso-Temp™	96
Screw Driver Bits- Pozidriv® Reduced Diameter	97
Screw Driver Bits- Socket Head Insert Bits Allen®/Hex Style- 5/16" Hex Shank	98
Screw Driver Bits- Socket Head Power Bits- 1/4" Hex Shank- Iso-Temp™	98
Screw Driver Bits- Socket Head Power Bits- 7/16" Hex Shank- Iso-Temp™	98
Screw Driver Bits- Square Recess Robertson Insert Bits- Decking/Subflooring Bits	99
Screw Driver Bits- Double End Insert Bits- Phillips®/Slotted- Iso-Temp™	99
Screw Driver Bits- Double End Insert Bits- Torx®	99
Specialty Bit Holders- Yankee Drive	103
Specialty Bit Holders- For 1/4" Hex Double End Bits	103
Professional Screw Driver Sets- Professional Cushion Grip	106
Professional Screw Driver Sets- Professional Tri-Oval	106
Hanson® Tap and Die Sets- 18Pc Fractional Tap and Hexagon Die Set	113
Hanson® Tap and Die Sets- 18Pc Metric Tap and Hexagon Die Set	113
Hanson® Tap and Die Sets- 8Pc High Carbon Steel Re-Threading Hexagon Fractional Die Set	114