



Model 60004



Model 600204



Model 85387



Model 600104




Model 815

Air line products and accessories

Air couplers and nipples	196
Blow guns, tire inflators and siphon sprayers	199
Filters, lubricators, regulators and gauges	201
Single-unit air controls	202
Modular air care preparation systems and accessories	206
AirCare systems accessories	216
Air line equipment accessories	219

Lincoln-style air couplers and nipples

Model 815 1/4 in. (f)



Coupler and nipple can be joined without user pulling back on sleeve. A true quick-connect design!

Lincoln air couplers provide split-second coupling of grease guns, impact wrenches, paint sprayers and other air-operated equipment. Air flow products from Lincoln have the features and durability you demand for your business.

- Positive action locking mechanism so coupler cannot be detached accidentally.
- Extra large air passage insures greater air flow.
- Automatic air check valve shuts off air instantly when uncoupled, providing leak-proof seal.
- Corrosion-resistant steel plug and stainless steel check and check spring for long service life.
- Free swiveling action prevents curling or kinking of air hose.

Model 815 cut-away 1/4 in. (f)



Model 11659 1/4 in. (m)
Model 11660 1/8 in. (m)



Model 11661 1/4 in. (f)



Lincoln-style couplers and nipples for 1/4 in. ID

Models 815, 11659, 11660, 11661

250 psi (17 bar) maximum operating pressure. Extra-long stem of nipple and coupler body assures long service life, easy connections under severe operating conditions. Maximum air flow 52 scfm (1,5 sm³/min.) at 100 psi (7 bar). Model 815 length 2 1/2 in. (65 mm); diameter 1 1/16 in. (37 mm); weight 4 1/2 oz. (126 g).

Note: Model 11659 is available non-packaged for bulk orders as model 238394.

ARO-style couplers and nipples for 1/4 in. ID

Models 5862, 13329, 13331

Fits ARO style nipples for 1/4 in. ID hose. Maximum operating pressure 300 psi (21 bar). 1/4 in. NPT (f) inlet. Maximum air-flow 38 scfm (1,1 sm³/min.) at 100 psi (7 bar). Length 2 in. (50,8 mm); diameter 1 1/8 in. (29 mm); weight 4 oz. (113 g).

Automotive and Tru-Flate-style couplers and nipples for 3/8 in. ID

Models 5874, 5875, 5876

Maximum operating pressure 300 psi (21 bar). Maximum airflow 100 scfm (170 sm³/min.) at 100 psi (7 bar). Length 2 3/8 in. (60,3 mm); diameter 1 in. (25,4 mm); weight 4.8 oz. (136 g).

Universal coupler

Model 5862

Fits all Automotive/Tru-Flate, ARO, and Industrial/Milton-style nipples for 1/4 in. ID hose. Maximum operating pressure 300 psi (21 bar). 1/4 in. NPT (f) inlet. Maximum air-flow 38 scfm (1,1 sm³/min.) at 100 psi (7 bar). Length 2 in. (50,8 mm); diameter 1 1/8 in. (29 mm); weight 4 oz. (113 g). Coupler and nipple can be joined without user pulling back on sleeve.

Model 5862




Model 13329 1/4 in. (f)



Model 13331 1/4 in. (f)



Model 5874 3/8 in. (f)



Model 5875 3/8 in. (m)



Model 5876 3/8 in. (f)






Industrial and Milton-style couplers and nipples for 1/4 in. ID (63 series)

Models 632004, 630104, 630204

Maximum operating pressure 250 psi (17 bar). Maximum airflow 45 scfm (1,3 sm³/min.) at 100 psi (7 bar). Length 1 3/4 in. (44 mm); diameter 1 1/8 in. (29 mm); weight 3 oz. (85 g).



Industrial-style couplers and nipples for 3/8 in. ID (64 series)

Models 642006, 640104, 640204, 640106, 640206

Maximum operating pressure 250 psi (17 bar). Maximum airflow 108 scfm (3,1 sm³/min.) at 100 psi (7 bar). Length 2 1/16 in. (52 mm); diameter 1 5/16 in. (49 mm); weight 6 oz. (170 g).



Industrial-style couplers and nipples for 1/2 in. ID (65 series)

Models 652008, 650108, 650208

Maximum operating pressure 200 psi (14 bar). Maximum airflow 176 scfm (5 sm³/min.) at 100 psi (7 bar). Length 2 3/4 in. (70 mm); diameter 1 1/2 in. (38 mm); weight 9 oz. (255 g).



Air couplers/nipples designation system

xx	x	x	xx
Series	0 = nipple 2 = coupler	1 = male 2 = female	Thread size IN 1/16 in.

Blow guns, tire inflators and siphon sprayers

Blow guns

Model 840*

- Handy thumb-button design provides ease of operation
- Brass stem and synthetic packaging for service life
- Addition of air nipple permits quick connect or disconnect
- 1/4 in. NPT (f) inlet; 7/64 in. outlet diameter

Model 950*

- Same as model 840, except with air restricter
- Nozzle inlet maximum pressure 30 psi (2,1 bar) complies with Federal Safety Regulation 50-204.8 and OSHA 1910 242.B

Model 960*

- Light-weight cast aluminum pistol grip
- 1/4 in. NPT (f) inlet; 7/64 in. outlet diameter; height 5 3/4 in. (146 mm)
- Nozzle inlet maximum pressure 30 psi (2,1 bar) complies with Federal Safety Regulation 50-204.8 and OSHA 1910 242.B

Model 940*

- Same as model 960 less air restricter
- When used for large cleaning requirement or chip cleaning, regulated air pressure must not exceed federal recommended maximum

Model 5980*

- Thumb control provides comfort and ease of operation
- 1/4 in. NPT (f) inlet; 1/8 in. NPT (f) outlet

Model 5990 rubber tip for blow guns

- Rubber tip will not scratch surfaces
- Fits models 840, 940 and 5980 blow guns, as well as many competitive models
- 1/8 in. NPT (m) threads

Model 840



Model 960



Model 5980



Model 5990



* ⚠ WARNING

California Proposition 65:
Cancer and reproductive harm
www.P65Warnings.ca.gov



Air-operated sprayers

Model 939

- Adjustable suction control varies fluid volume as needed.
- Strainer assembly in suction hose keeps out contaminants while assuring uninterrupted flow of fluid.
- 6 ft. (1,8 m) vinyl suction hose permits use with most any container from gallon jug to 55 gal. (208 liter) drum.
- Convenient addition of air coupler nipple permits quick coupling to any air hose.
- Rust and corrosion resistant – pistol grip handle includes brass stem and synthetic packing.
- Use with solvents or detergent solutions. Compatible with vinyl, aluminum and carbon steel.
- Standard air inlet 1/4 in. NPT (f).
- Powerful spray. Maximum operating pressure 200 psi (14 bar).



Model 5983*

- Use with solvents or detergent solutions
- 1/4 in. NPT (f) inlet
- Maximum operating pressure 150 psi (10 bar)

Self-coiling air hose

Model 84606

- Tough abrasive resistant material provides long service life.
- Coiled spring guards prevent kinking.
- 1/4 in. ID x 25 ft. (7,6 m) long – extra length for those hard-to-reach places.
- Working pressures up to 200 psi (14 bar). 1/4 in. NPT (m) fittings each end.

Note: Blow guns on page 189.



Tire accessories

Model 80423 tire inflator

- 12 in. (305 mm) hose extension provides extra-reach capacity.
- Tapered chuck nut allows inflator to fit wheel covers on cars and light trucks.
- Dual chuck permits use on trucks with dual tires.
- Includes model 11659 nipple for use with model 815 coupler. Maximum inlet pressure 200 psi (14 bar).
- 0 to 120 psi (0 to 8 bar) scale in 2 psi (0,14 bar) graduations.

Model 66951* air chuck

For inflating tire. 1/4 in. NPT (f) inlet.



*** ⚠ WARNING**

California Proposition 65:
Cancer and reproductive harm
www.P65Warnings.ca.gov

Lincoln regulators, filters and lubricators

A well-planned compressed air system virtually ensures minimum pressure loss in the system, and the removal of contaminants: water, compressor oil, etc. An inefficient system results in higher costs per unit of compressed air, improper or erratic tool operation, shortened component life and reduced capacity. Lincoln provides individual components and combined component systems to give you the highest quality for your compressed air tool operations.

Changes in air pressure can affect the performance of air-powered equipment. Most equipment will operate beyond recommended pressure, but this causes excess torque, force and wear and wastes compressed air. Lincoln air regulators eliminate this problem by providing the consistent pressure required for each tool, ensuring maximum life and working efficiency for your pneumatic equipment.

Air filters are essential for proper performance of air powered tools, equipment and machinery. Lincoln filters are designed

to minimize water vapor and contaminants in the air supply. Install a large filter in the main distribution line immediately after the compression accumulator tank. Another smaller filter should be placed inline within 20 feet (6,1 meter) of the equipment it will protect. This ensures the removal of solid particles at point of use and most condensed moisture.

Most air-operated tools, equipment and components of air systems require oil lubrication for proper function and to ensure long service life. Lincoln air line lubricators are designed to meter precise amounts of lubricant into the air supply, improving the efficiency of cylinders, valves and air motors. Lubrication is automatically provided in a nearly constant oil-to-air ratio over a wide range of air flows. Air passing through the operated device is a very fine mist that can be carried over a long distance, serving more than one tool at a time.

Model 600003



Model 600103



Miniature units

Model 600003* miniature regulator

All brass construction with Buna N diaphragm. For 1/4 in. pipe size.
 Maximum supply pressure: 300 psi (20,68 bar).
 Reduced pressure range: 0 to 125 psi (0 to 8,62 bar).
 Operating temperature range: -40 to +180 °F (-40 to +82 °C).
 Diameter 1 3/8 in. (35 mm), height 2 3/4 in. (70 mm), weight 1/2 lb. (0,23 kg)

Model 600103* miniature filter

All brass construction with porous bronze filter (20 micron) element and shatter proof polycarbonate bowl. For 1/4 in. pipe size.
 Maximum supply pressure: 200 psi (13,79 bar).
 Maximum operating temperature: 120 °F (49 °C).
 Diameter 1 9/16 in. (40 mm), height 4 in. (102 mm), weight 3/8 lb. (0,17 kg)

Model 600203



Model 602203



Model 600203* miniature lubricator

All brass construction with shatterproof polycarbonate bowl. For 1/4 in. pipe size.
 Maximum supply pressure: 200 psi (13,79 bar).
 Maximum operating temperature: 120 °F (49 °C).
 Oil viscosity limitation not over 800 S.S.U. [SAE #30 not under 85 °F (29,4 °C)].
 Diameter 1 9/16 in. (40 mm), height 4 3/8 in. (111 mm), weight 1/4 lb. (0,11 kg)

Model 85672



Model 602203 miniature lubricator

Aluminum construction with shatterproof polycarbonate bowl. For 1/4 in. pipe size.
 Maximum supply pressure: 150 psi (10,3 bar).
 Maximum operating temperature: 125 °F (52 °C).
 Diameter 1.45 in. (37 mm), height 5.23 in. (133 mm), weight 0.3 lb. (0,14 kg)

Model 85674



Model 85672 miniature filter-regulator with gauge-lubricator

For 1/4 in. pipe size.
 Maximum supply pressure: 150 psi (10,3 bar)
 Operating temperature range: 0 to +150 °F (-18 to +66 °C).
 Diameter 1.45 in. (37 mm), height 5.23 in. (133 mm), weight 1.23 lbs. (0,6 kg)

Model 85674 miniature filter-lubricator

For 1/4 in. pipe size.
 Maximum supply pressure: 150 psi (10,3 bar)
 Operating temperature range: 0 to +125 °F (-18 to +52 °C).
 Diameter 1.45 in. (37 mm), height 5.23 in. (133 mm), weight 0.9 lbs. (0,4 kg)

* ⚠ WARNING

California Proposition 65:
 Cancer and reproductive harm
www.P65Warnings.ca.gov

Gauges

Model 66100 gauge

Registers pressures up to 200 psi (13,79 bar). Dial diameter 2 in. (50,8 mm). 1/4 in. NPT (m) bottom connection. Calibrated both in psi and kg/cm².

Model 66101 gauge

Same as model 66100 except 1/8 in. NPT (m) bottom connection.

Model 600401 gauge

Same as model 66100 except with 1/4 in. NPT center back connection.

Model 66111 gauge

Same as model 66100 except registers to 5 000 psi (345 bar).



Air line equipment accessories – pressure gauges

Available in 1/8 and 1/4 in. NPT back and bottom connections

Model	Regulator size		Gauge size		Connection	Maximum pressure	
	in.		in.	mm		psi	bar
247843*	1/4 and 3/8		1 1/2		1/8 NPT (back)	0 to 160	0 to 11
247844*	1/2, 3/4 and 1		2	51	1/4 NPT (back)	0 to 160	0 to 11
247863*	1/2, 3/4 and 1		2	51	1/4 NPT (back)	0 to 300	0 to 20
66100*	–		2	51	1/4 NPT (bottom)	0 to 200	0 to 14
66101*	–		2	51	1/8 NPT (bottom)	0 to 200	0 to 14
600401*	–		2	51	1/4 NPT (back)	0 to 200	0 to 14
66111*	–		2	51	1/4 NPT (bottom)	0 to 5 000	0 to 345

*⚠️ **WARNING** California Proposition 65: Cancer and reproductive harm. www.P65Warnings.ca.gov



Regulators


Die-cast zinc construction with stainless steel strainer and renewable brass seat. Diaphragm and disc are oil-resistant Buna-N. Secondary pressure side gauge connections are 1/4 in. NPT (f) and are sealed with removable pipe plugs. Maximum supply pressure is 300 psi (20,68 bar) for all sizes

listed. Operating range 0 to 250 psi (0 to 17,24 bar). Operating temperature range is 40 to 120 °F (4 to 49 °C).

Regulators

Model	Size	Dimensions				Dimensions				Weight	
		A		B		C		D		lbs.	kg
	in.	in.	mm	in.	mm	in.	mm	in.	mm		
600004*	1/4	3	76	6	152	1 3/8	35	2 3/8	60	1.8	0,8
600006*	3/8	3	76	6	152	1 3/8	35	2 3/8	60	1.8	0,8
600008*	1/2	3 9/16	90	7	178	1 1/2	38	3 1/4	83	2.8	1,3
600012*	3/4	4 11/16	119	10	254	1 7/8	48	4 3/8	111	6.2	2,8
600016*	1	4 11/16	119	10	254	1 7/8	48	4 3/8	111	6.2	2,8

*⚠️WARNING California Proposition 65: Cancer and reproductive harm. www.P65Warnings.ca.gov



Filters

Constructed of die-cast zinc with 40 micron filter element of porous bronze. Metal bowl with sight glass. Maximum supply pressure 250 psi (17,24 bar). Maximum temperature 150 °F (66 °C).

Filters

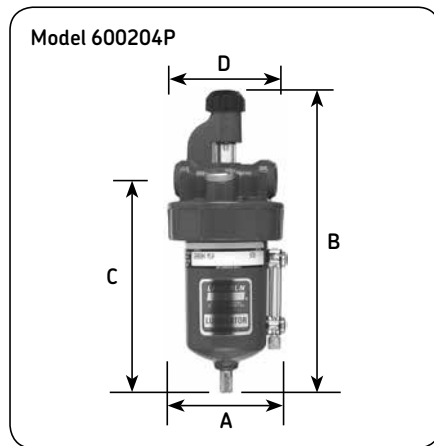
Model	Size	Capacity size		Dimensions				Dimensions				Weight	
		oz.	cm3	A		B		C		D		lbs.	kg
	in.			in.	mm	in.	mm	in.	mm	in.	mm		
600104P*	1/4	5	142	2 15/16	75	5 5/8	143	5 1/8	130	2 13/16	71,4	1.8	0,8
600106P*	3/8	5	142	2 15/16	75	5 5/8	143	5 1/8	130	2 13/16	71,4	1.8	0,8
600108P*	1/2	8	227	3 3/4	95	6 1/4	159	5 5/8	143	2 13/16	71,4	2.8	1,3
600112*	3/4	16	454	4 7/8	124	8 3/4	222	7 3/4	197	4 9/16	116	6.3	2,9
600116*	1	16	454	4 7/8	124	8 3/4	222	7 3/4	197	4 9/16	116	6.3	2,9

*⚠️WARNING California Proposition 65: Cancer and reproductive harm. www.P65Warnings.ca.gov

Lubricators

Constructed of die-cast zinc. Metal bowl with sight glass. Maximum supply pressure 250 psi (17,24 bar). Maximum temperature 150 °F (66 °C). Oil viscosity maximum not over 800 S.S.U. [SAE #30 not under 85 °F (29,4 °C)].

Note: Oil adjustment may be made tamper-proof by removing “dial set” knob on all models. All sizes may be filled while under pressure.



Lubricators

Model	Size		Capacity size		Dimensions A		B		C		D		Weight	
	in.	oz.	cm3	in.	mm	in.	mm	in.	mm	in.	mm	lbs.	kg	
600204P*	1/4	5	142	2 15/16	75	7 5/8	194	5 5/8	143	2 13/16	71,4	2.2	1	
600206P*	3/8	5	142	2 15/16	75	7 5/8	194	5 5/8	143	2 13/16	71,4	2.2	1	
600208P*	1/2	8	227	3 3/4	95	8 1/8	206	5 3/4	146	2 13/16	71,4	3.3	1,5	
600212*	3/4	16	454	4 7/8	124	10 1/2	267	7 7/8	200	4 9/16	116	4.2	1,9	
600216*	1	16	454	4 7/8	124	10 1/2	267	7 7/8	200	4 9/16	116	4.2	1,9	


*⚠ **WARNING** California Proposition 65: Cancer and reproductive harm. www.P65Warnings.ca.gov

Model 82413* control assembly

Includes model 66100 gauge and model 600004 regulator. Inlet and outlet 1/4 in. NPT (f).

Model 600301* automatic drain conversion kit

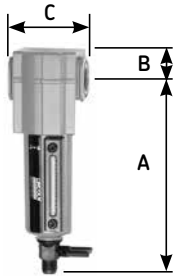
Converts manual drain filter to automatic drain. Increases filter efficiency and eliminates problem of manual draining.



***⚠ WARNING**
California Proposition 65:
Cancer and reproductive harm
www.P65Warnings.ca.gov

Lincoln's modular AirCare regulators, filters and lubricators

- Modular components snap into place for quick assembly and service
- Wide selection of sizes, styles and capacities to meet specific application requirements



Model 602108

Modular air line filters

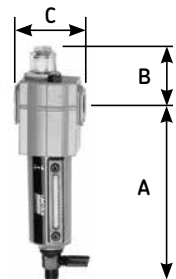
Model	Maximum pressure		Temperature range		Material of construction		Material	Element particle size
	psi	bar	°F	°C	Body	Bowl		
602104	250	17	0 to 150	-18 to +66	Zinc	Zinc	Sintered polypropylene	40
602106	250	17	0 to 150	-18 to +66	Zinc	Zinc	Sintered polypropylene	40
602108	250	17	0 to 175	-18 to +79	Aluminum	Aluminum	Sintered polypropylene	40
602109	250	17	0 to 175	-18 to +79	Aluminum	Aluminum	Sintered polypropylene	40



Model 602008

Modular air line regulators

Model	Maximum pressure		Temperature range		Material of construction				Secondary connections
	psi	bar	°F	°C	Body	Bonnet	Valve seal	Bottom plug	
602004	300	21	0 to 150	-18 to +66	Zinc	Acetal	Brass nitrile	Acetal	1/8 NPT (f)
602005	300	21	0 to 150	-18 to +66	Zinc	Acetal	Brass nitrile	Acetal	1/8 NPT (f)
602006	300	21	0 to 150	-18 to +66	Zinc	Acetal	Brass nitrile	Acetal	1/8 NPT (f)
602007	300	21	0 to 175	-18 to +79	Aluminum	Aluminum	Brass nitrile	Acetal	1/4 NPT (f)
602008	300	21	0 to 175	-18 to +79	Aluminum	Aluminum	Brass nitrile	Acetal	1/4 NPT (f)
602009	300	21	0 to 175	-18 to +79	Aluminum	Aluminum	Brass nitrile	Acetal	1/4 NPT (f)



Model 602208

Modular air line lubricators

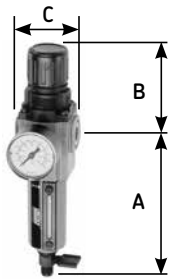
Model	Maximum pressure		Temperature range		Material of construction		Sight feed dome
	psi	bar	°F	°C	Body	Bowl	
602204	250	17	0 to 150	-18 to +66	Zinc	Zinc	Transparent nylon
602206	250	17	0 to 150	-18 to +66	Zinc	Zinc	Transparent nylon
602208	250	17	0 to 175	-18 to +79	Aluminum	Aluminum	Transparent nylon

Recommended lubricants: misting type oil 50 to 200 SSU (ISO Grade 7 to 46) at 100 °F (38 °C)
Transparent nylon liquid level indicator lens

Model	Drain type	Size PTF	Dimensions						Diameter		Weight	
			A		B		C		in.	mm	lbs.	kg
		in.	in.	mm	in.	mm	in.	mm	in.	mm	lbs.	kg
602104	Manual	1/4	5.27	134	0.75	19	1.98	50	1.91	49	1.1	0,5
602106	Manual	3/8	5.27	134	0.75	19	1.98	50	1.91	49	1.1	0,5
602108	Manual	1/2	6.95	177	1.00	25	3.15	80	2.89	73	1.8	0,8
602109	Automatic	1/2	6.35	161	1.00	25	3.15	80	2.89	73	1.8	0,8

Model	Pressure range		Connection NPT (f)	Dimensions				Diameter		Adjuster	Weight			
	psi	bar		A		B		C			lbs.	kg		
			in.	in.	mm	in.	mm	in.	mm	in.	mm	lbs.	kg	
602004	5 to 150	0,3 to 10	1/4	4.0	102	1.31	33	2.0	51	3.2	81	T-handle	0.8	0,4
602005	5 to 150	0,3 to 10	1/4	2.88	73	1.31	33	2.0	51	3.2	81	Knob	0.8	0,4
602006	5 to 150	0,3 to 10	3/8	4.0	102	1.31	33	2.0	51	3.2	81	T-handle	0.8	0,4
602007	5 to 150	0,3 to 10	3/8	2.88	73	1.31	33	2.0	51	3.2	81	Knob	0.8	0,4
602008	10 to 250	0,7 to 17	1/2	5.95	151	1.69	43	3.15	80	5.1	130	T-handle	1.77	0,8
602009	5 to 150	0,3 to 10	1/2	5.0	127	1.69	43	3.15	80	5.1	130	Knob	1.77	0,8

Model	Connection NPT (f)	Bowl capacity		Dimensions				Diameter		Weight			
		oz.	ml	A		B		C		lbs.	kg		
	in.	oz.	ml	in.	mm	in.	mm	in.	mm	in.	mm	lbs.	kg
602204	1/4	2.0	57	5.27	134	1.63	41	1.98	50	1.91	49	1.1	0,5
602206	3/8	2.0	57	5.27	134	1.63	41	1.98	50	1.91	49	1.1	0,5
602208	1/2	7.0	198	6.95	177	2.12	54	3.15	80	2.89	73	1.6	0,7

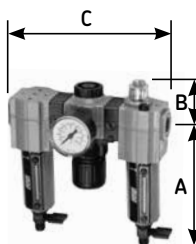


Integrated/modular filter/regulator with gauge

Model	Maximum pressure		Temperature range		Element particle size μ	Pressure range	
	psi	bar	°F	°C		psi	bar
602134	250	17	0 to 150	-18 to +66	40	5 to 150	0,3 to 10
602136	250	17	0 to 150	-18 to +66	40	5 to 150	0,3 to 10
602138	250	17	0.3 to 10	-18 to -12	40	5 to 150	0,3 to 10

Model 602138

Can be used with other AirCare modular components.




Modular air line combination units: filter-regulator with gauge-lubricator

Model	Maximum pressure		Temperature range		Element particle size μ	Pressure range		Capacity size	
	psi	bar	°F	°C		psi	bar	oz.	ml
85387-4*	250	17	0 to 150	-18 to +66	40	5 to 150	0,3 to 10	2.0	57
85387-6*	250	17	0 to 150	-18 to +66	40	5 to 150	0,3 to 10	2.0	57
85387-8*	250	17	0 to 175	-18 to +79	40	5 to 150	0,3 to 10	7.0	198

Model 85387-8

Transparent nylon liquid level indicator lens.

* ⚠WARNING California Proposition 65: Cancer and reproductive harm. www.P65Warnings.ca.gov

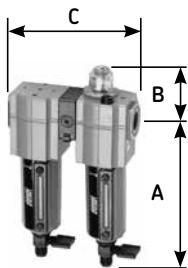


Modular air line combination units: filter-regulator with gauge

Model	Maximum pressure		Temperature range		Element particle size μ	Pressure range	
	psi	bar	°F	°C		psi	bar
85388-4	250	17	0 to 150	-18 to +66	40	5 to 150	0,3 to 10
85388-6	250	17	0 to 150	-18 to +66	40	5 to 150	0,3 to 10
85388-8	250	17	0 to 175	-18 to +79	40	5 to 150	0,3 to 10

Model 85388-8

Transparent nylon liquid level indicator lens.



Modular air line combination units: filter-lubricator

Model	Maximum pressure		Temperature range		Element particle size μ	Capacity size	
	psi	bar	°F	°C		oz.	ml
85389-8*	250	17	0 to 175	-18 to +79	40	7.0	198

Model 85389-8

Transparent nylon liquid level indicator lens.

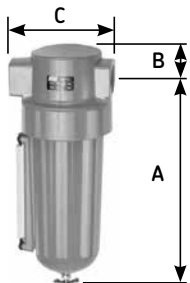
* ⚠WARNING California Proposition 65: Cancer and reproductive harm. www.P65Warnings.ca.gov

Model	Drain type	Size PTF	Dimensions						Diameter		Weights	
			A		B		C		in.	mm	lbs.	kg
		in.	in.	mm	in.	mm	in.	mm	in.	mm	lbs.	kg
602134	Manual	1/4	5.27	134	2.89	73	1.98	50	3.29	84	1.2	0,5
602136	Manual	3/8	5.27	134	2.89	73	1.98	50	3.29	84	1.2	0,5
602138	Manual	1/2	6.95	177	4.98	127	3.15	80	5.10	130	2.6	1,2

Model	Drain type	Size PTF	Dimensions				C		Weights	
			A		B		in.	mm	lbs.	kg
		in.	in.	mm	in.	mm	in.	mm	lbs.	kg
85387-4	Manual	1/4	5.27	134	1.63	41	6.46	164	3.3	1,5
85387-6	Manual	3/8	5.27	134	1.63	41	6.46	164	3.3	1,5
85387-8	Manual	1/2	6.95	177	2.12	54	10.52	267	6.2	2,8

Model	Drain type	Size PTF	Dimensions				C		Weights	
			A		B		in.	mm	lbs.	kg
		in.	in.	mm	in.	mm	in.	mm	lbs.	kg
85388-4	Manual	1/4	5.27	134	1.31	33	4.22	107	2.0	1,0
85388-6	Manual	3/8	5.27	134	1.31	33	4.22	107	2.0	1,0
85388-8	Manual	1/2	6.95	177	1.69	43	6.84	174	4.2	2,0

Model	Drain type	Size PTF	Dimensions				C		Weights	
			A		B		in.	mm	lbs.	kg
		in.	in.	mm	in.	mm	in.	mm	lbs.	kg
85389-8	Manual	1/2	6.95	177	2.12	54	6.84	174	3.8	1,7



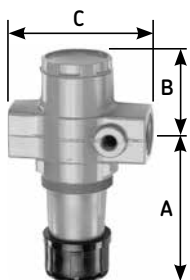
Model 602112

High-capacity air line filters

Model	Maximum pressure		Temperature range		Material of construction		Material	Element particle size
	psi	bar	°F	°C	Body	Bowl		
602112*	250	17	0 to 175	-18 to +79	Aluminum	Aluminum	Sintered bronze	50
602113*	250	17	0 to 175	-18 to +79	Aluminum	Aluminum	Sintered bronze	50
602116*	250	17	0 to 175	-18 to +79	Aluminum	Aluminum	Sintered bronze	50
602117*	250	17	0 to 175	-18 to +79	Aluminum	Aluminum	Sintered bronze	50

Bowl is aluminum with Pyrex sight glass (liquid level indicator).

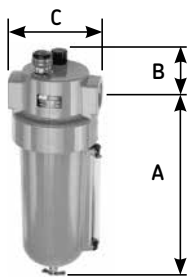
* ⚠WARNING California Proposition 65: Cancer and reproductive harm. www.P65Warnings.ca.gov



Model 602013

High-capacity air line regulators

Model	Maximum pressure		Temperature range		Material of construction			Bottom plug	Secondary Connections
	psi	bar	°F	°C	Body	Bonnet	Valve seal		
602012	300	21	0 to 175	-18 to +79	Aluminum	Aluminum	Aluminum/nitrile	Aluminum	1/4 NPT (f)
602013	300	21	0 to 175	-18 to +79	Aluminum	Aluminum	Aluminum/nitrile	Aluminum	1/4 NPT (f)
602016	300	21	0 to 175	-18 to +79	Aluminum	Aluminum	Aluminum/nitrile	Aluminum	1/4 NPT (f)



Model 602212

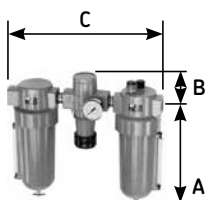
High-capacity air line lubricators

Model	Maximum pressure		Temperature range		Material of construction		
	psi	bar	°F	°C	Body	Bowl	Sight feed dome
602212*	250	17	0 to 175	-18 to +79	Aluminum	Aluminum	Transparent nylon
602216*	250	17	0 to 175	-18 to +79	Aluminum	Aluminum	Transparent nylon

Recommended lubricants: misting type oil 50 to 200 SSU (ISO Grade 7 to 46) at 100 °F (38 °C)

Bowl is aluminum with Pyrex liquid level indicator

* ⚠WARNING California Proposition 65: Cancer and reproductive harm. www.P65Warnings.ca.gov



Model 85387-12

High-capacity air line combination units: high-capacity filter-regulator with gauge-lubricator

Model	Maximum pressure		Temperature range		Element particle size	Pressure range		Capacity size	
	psi	bar	°F	°C		psi	bar	oz.	ml
85387-12*	250	17	0 to 175	-18 to +79	50	5 to 125	0,3 to 8,6	32	946
85387-16*	250	17	0 to 175	-18 to +79	50	5 to 125	0,3 to 8,6	32	946

Pyrex liquid level indicator

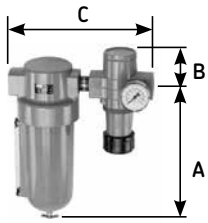
* ⚠WARNING California Proposition 65: Cancer and reproductive harm. www.P65Warnings.ca.gov

Model	Drain type	Size PTF	Dimensions						Diameter		Weights	
			A		B		C		in.	mm	lbs.	kg
		in.	in.	mm	in.	mm	in.	mm	in.	mm	lbs.	kg
602112	Manual	3/4	10.44	265	1.25	32	4.75	121	5.52	140	4.1	1,9
602113	Automatic	3/4	10.06	256	1.25	32	4.75	121	5.52	140	4.1	1,9
602116	Manual	1	10.44	265	1.25	32	4.75	121	5.52	140	4.1	1,9
602117	Automatic	1	10.06	256	1.25	32	4.75	121	5.52	140	4.1	1,9

Model	Pressure range		Connections NPT (f)	Dimensions				Diameter		Adjuster	Weights			
	psi	bar		A		B		C			in.	mm	lbs.	kg
			in.	in.	mm	in.	mm	in.	mm	in.	mm	lbs.	kg	
602012	10 to 250	0,7 to 17	3/4	5.69	145	2.38	60	4.25	108	2.38	60	T-handle	2.5	1,1
602012	5 to 150	0,3 to 10	3/4	4.71	120	2.38	60	4.25	108	2.38	60	Knob	2.5	1,1
602016	10 to 250	0,7 to 17	1	5.69	145	2.38	60	4.25	108	2.38	60	T-handle	2.5	1,1

Model	Connections NPT (f)	Bowl capacity		Dimensions				Diameter		Weights			
		oz.	ml	A		B		C		in.	mm	lbs.	kg
	in.	oz.	ml	in.	mm	in.	mm	in.	mm	in.	mm	lbs.	kg
602212	3/4	32	946	10.24	260	2.22	56	4.5	114	5.52	140	3.6	1,6
602216	1	32	946	10.24	260	2.22	56	4.5	114	5.52	140	3.6	1,6

Model	Drain type	Size PTF	Dimensions				Diameter		Weights			
			A		B		C		in.	mm	lbs.	kg
		in.	in.	mm	in.	mm	in.	mm	in.	mm	lbs.	kg
85387-12	Manual	3/4	10.44	265	2.22	56	14.75	375	10.6	4,8	10.6	4,8
85387-16	Manual	1	10.44	265	2.22	56	14.75	375	10.6	4,8	10.6	4,8



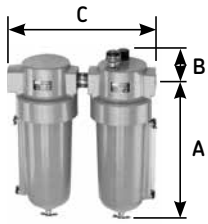
High-capacity air line combination units: filter-regulator with gauge

Model	Maximum pressure		Temperature range		Element particle size	Pressure range	
	psi	bar	°F	°C		psi	bar
85388-12*	250	17	0 to 175	-18 to +79	50	5 to 125	0,3 to 8,6

Pyrex liquid level indicator

***⚠WARNING** California Proposition 65: Cancer and reproductive harm. www.P65Warnings.ca.gov

Model 85388-12



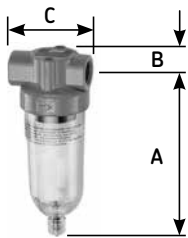
High-capacity air line combination units: filter-lubricator

Model	Maximum pressure		Temperature range		Element particle size	Capacity size	
	psi	bar	°F	°C		oz.	ml
85389-12*	250	17	0 to 175	-18 to +79	50	32	946
85389-16*	250	17	0 to 175	-18 to +79	50	32	946

Pyrex liquid level indicator

***⚠WARNING** California Proposition 65: Cancer and reproductive harm. www.P65Warnings.ca.gov

Model 85389-12



Miniature air line components: air line filter

Model	Maximum pressure		Temperature range		Material of construction		Material	Element particle size
	psi	bar	°F	°C	Body	Bowl		
602103	150	10,3	0 to 125	-18 to +52	Zinc	Polycarbonate	Porous polypropylene	50

Model 602103



Miniature air line components: air line regulator

Model	Maximum pressure		Temperature range		Material of construction			Bottom plug	Secondary Connections
	psi	bar	°F	°C	Body	Bonnet	Valve seal		
602003	300	21	0 to 150	-18 to +66	Zinc	Acetal	Brass/nitrile	Acetal	1/8 NPT (f)

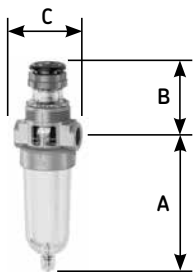
Model 602003

Model	Drain type	Port size PTF	Dimensions						Diameter		Weights	
			A		B		C		in.	mm	lbs.	kg
		in.	in.	mm	in.	mm	in.	mm	in.	mm	lbs.	kg
85388-12	Manual	3/4	10.44	265	2.38	60	10	254	5.52	140	6.9	3,1

Model	Drain type	Size PTF	Dimensions						Diameter		Weights	
			A		B		C		in.	mm	lbs.	kg
		in.	in.	mm	in.	mm	in.	mm	in.	mm	lbs.	kg
85389-12	Manual	3/4	10.44	265	2.22	56	10.25	260	5.52	140	7.8	3,5
85389-16	Manual	1	10.44	265	2.22	56	10.25	260	5.52	140	7.8	3,5

Model	Drain type	Size PTF	Dimensions						Diameter		Weights	
			A		B		C		in.	mm	lbs.	kg
		in.	in.	mm	in.	mm	in.	mm	in.	mm	lbs.	kg
602103	Manual	1/4	3.25	83	0.38	10	1.63	41	1.45	37	0.3	0,14

Model	Pressure range		Connection NPT (f)	Dimensions						Adjuster	Weights			
	psi	bar		A		B		C			Diameter		lbs.	kg
		in.	in.	mm	in.	mm	in.	mm	in.	mm	lbs.	kg		
602003	5 to 100	0,3 to 7	1/4	2.52	64	0.39	10	1.63	41	1.45	37	Knob	0.3	0,14




Miniature air line components: air line lubricator

Model	Maximum pressure		Temperature range		Material of construction		
	psi	bar	°F	°C	Body	Bowl	Sight feed dome
602203	150	10,3	0 to 125	-18 to +52	Aluminum	Polycarbonate	Transparent nylon

Recommended lubricants: misting type oil 50 to 200 SSU (ISO Grade 7 to 46) at 100 °F (38 °C)


Model 602203



Miniature air line combination units: filter-regulator with gauge-lubricator

Model	Maximum pressure		Temperature range		Element particle size	Pressure range		Capacity size	
	psi	bar	°F	°C		psi	bar	oz.	ml
85672	150	10,3	0 to 150	-18 to +66	50	5 to 100	0,3 to 7	1.0	28

Model 85672



Miniature air line combination units: filter-lubricator

Model	Maximum pressure		Temperature range		Element particle size	Capacity size	
	psi	bar	°F	°C		oz.	ml
85674	150	10,3	0 to 125	-18 to +52	5	1.0	28

Model 85674

Model	Connection NPT (f)	Bowl capacity		Dimensions				Diameter				Weights	
		in.	oz.	ml	A		B		C		Diameter		lbs.
602203	1/4	1.0	28	3.25	83	1.98	50	1.63	41	1.45	37	0.3	0,14

Model	Drain type	Size PTF	Dimensions				Diameter				Weights	
			A		B		C		Diameter		lbs.	kg
85672	Manual	1/4	3.25	83	1.98	50	5.61	143	1.45	37	1.3	0,6

Model	Drain type	Size PTF	Dimensions				Diameter				Weights	
			A		B		C		Diameter		lbs.	kg
85674	Manual	1/4	3.25	83	1.98	50	3.66	93	1.45	37	0.9	0,4

AirCare systems accessories

Modular air line equipment accessories

Lockout valve

Install in-line or modular with other AirCare products to help conform to OSHA lockout regulations. In the closed position, valves block inlet air flow and exhaust downstream air.

Model 247771



Lock-out valve

Model	Modular use	In-line use	Maximum pressure		Temperature range	
	in.	in.	psi	bar	°F	°C
247770	1/4 modular	1/4	250	17	0 to 150	-18 to +66
247771	3/8 modular	3/8	250	17	0 to 150	-18 to +66
247772	1/2 modular	1/2	250	17	0 to 150	-18 to +66

Model 247782



Quick clamp

Use with modular air line components to provide modular installation capability. Flanges on the products slide into “v” grooves in the quick clamp. Two face-sealing o-rings in the quick clamp provide an air tight connection when the clamp is closed.

Quick clamp

Model	Modular size	Dimensions	
	in.	in.	mm
247782	1/4 and 3/8	1.5	38
247783	1/2 and 3/4	2.0	51

Quick clamp wall mounting bracket

Use with quick clamp to provide secure mounting to a wall, machine panel or other flat surface.

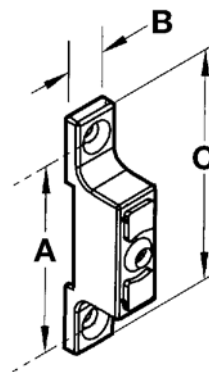
Quick mount pipe adapters

Use with quick clamp to provide threaded connections to the system piping.

Manifold block

Installs with quick clamps. Ports are threaded pipe to provide manifolding capability for up to three components.

Model 247792



Quick clamp wall mounting bracket

Model	Modular size	Dimensions		B		C	
		A		in.	mm	in.	mm
	in.	in.	mm	in.	mm	in.	mm
247792	1/4 and 3/8	2.32	59	0.55	14	2.91	74
247793	1/2 and 3/4	3.25	83	0.95	24	4.0	102

Quick mount pipe adapters

Model	Modular use	Size
	in.	in.
247787	3/8 modular	3/8
247789	1/2 and 3/4 modular	3/8
247791	1/2 and 3/4 modular	3/4

Manifold block

Model	Size	Modular size	Dimensions		B	
			A		in.	mm
	in.	in.	in.	mm	in.	mm
247795	3/4	1/2 and 3/4	2.27	57.8	3.15	80

Model 247787



Model 247795





Pressure switch

Monitors air pressure and provides an electrical signal when the pressure drops below or exceeds the preset pressure. Installs between two quick clamps. Also provides three additional 1/4 in. auxiliary outlets.

Pressure switch

Model	Modular size	Maximum pressure		Temperature range		Adjustment range	
		psi	bar	°F	°C	psi	bar
247797	1/2 and 3/4	250	17	0 to 150	-18 to +66	30 to 150	2 to 10



Tamper resistant cover and seal wire

Install on the adjusting knob of regulators to help prevent unauthorized adjustment of the pressure setting.

Tamper resistant cover and seal wire

Model	Modular size
	in.
247777	1/4 and 3/8
247778	1/2 and 3/4



Wall mount bracket

Use to secure modular air line components to a wall, machine panel or other flat surface.

Wall mount bracket

Model	Modular size
	in.
247775	1/4 and 3/8
247776	1/2 and 3/4

Air line equipment accessories

Mounting bracket and nut – miniature

Use to secure modular air line components to a wall, machine panel or other flat surface.

Mounting bracket and nut – miniature

Model	Component
247774	All regulators and lubricators

Model 247774



Pressure gauges

Available in 1/8 in. NPT and 1/4 in. NPT back connection.

Pressure gauges

Model	Regulator size	Gauge size	Connection	Maximum pressure	
				psi	bar
247843*	1/4 and 3/8	1 1/2	1/8 NPT	0 to 160	0 to 11
247844*	1/2, 3/4 and 1	2	1/4 NPT	0 to 160	0 to 11
247863*	1/2, 3/4 and 1	2	1/4 NPT	0 to 300	0 to 20

Model 247843



***⚠ WARNING** California Proposition 65: Cancer and reproductive harm. www.P65Warnings.ca.gov