

# M. K. MORSE

PRODUCT CATALOG





**MORSE**  
THE M. K. MORSE COMPANY





M. K. MORSE

## TABLE OF CONTENTS

The M. K. Morse Company Overview	4
<b>Industrial Band Saw Blades</b>	<b>6</b>
Anatomy Of A Saw Blade	7
Blade Part Numbers	8
Tooth Set Specifications	9
Blade Optimization	10
Sparc Technology	11
Carbide Tipped Saw Blades	12
Bi-Metal Saw Blades	14
Tungsten Carbide Grit Saw Blades	22
Quik Silver Carbide Tipped Blades	23
Quik Silver Bi-Metal Blades	24
Quik Silver Carbon Blades	25
Feed Rate Monitor	30
Band Saw Tension Gauge	31
Band Saw Tooth Pitches	32
Tooth Selection Guide	33
Blade Speed/Removal Rates	34
Cut Time Calculator	36
Blade Optimization	37
Blade Problem Solving	38
<b>Thin Kerf Industrial Circular Saw Blades</b>	<b>40</b>
Thin Kerf Selection Guide	44
Thin Kerf Trouble Shooting Guide	45
<b>Power Tool Accessories</b>	<b>46</b>
Bi-Metal Hole Saws	48
Bi-Metal Hole Saw Kits	54
Tungsten Carbide Grit Hole Saws	56
Diamond Grit Hole Saws	57
Carbide Tipped Hole Saws	58
Recessed Lighting Hole Saw	59
Arbors	60
Carbide Tipped Hole Cutters	62
Self Feeding Wood Bits	64
Step Drills	65
Double Cut Auger Bits	66
Reciprocating Saw Blades	68
Carbide Tipped Recip	69
SParc Recip Saw Blades	70
Master Cobalt Wood Recip	71
Master Cobalt Metal Recip	72
Master Cobalt Wood Metal Recip	74
Advanced Edge Bolt Recip	76
Advanced Edge Power Recip	78
Havoc Recip	79
Renovator Recip	80
Auto Salvage Recip	81
Air Saw Recip	82
Pipe Boss Recip	83
Fire + Rescue Recip	84
Plaster Recip	85
U-Shank Recip	85
Diamond Grit Recip	86
Carbide Grit Recip	87
Pallet Dismantler Recip	87
Carbide Tipped Recip	88
Jab Saws	89
Metal Cutting Circular Saw Blades	90
Metal Cutting Accessories	95
Portable Band Saw Blades	96
811 & 1216 Portable Band	97
Master Cobalt Portable Band	98
Straight Pitch Bi-Metal Portable Band	99
Jig Saw Blades	102
Bi-Metal Hack Saw Blades	106
Hack Saw Frames	108
Specialty Hack Saws	109



# THE M. K. MORSE COMPANY



## **WHEN YOU NEED SAW BLADES, YOU NEED MORSE**

For more than 50 years, we've been selling, innovating and manufacturing an array of material separation solutions. And while our product's design, workmanship and performance are unparalleled, it's our exceptional service levels that make us your best source for saw blades.

Regardless of machine, material or application, Morse has the right saw blade for the job. Our team of experienced, highly trained field technicians help you get the most performance out of your operator, your equipment, and your saw blade. Whether your primary cost driver is speed or cut quantity, we deliver solutions to fit your saw, your budget, and your business.

Virtually all Morse product is manufactured in Canton, Ohio, USA. And with Morse product sold in more than 70 countries, our global distribution network and weld centers ensure that our customers get the right product, right when they need it.

As a second-generation, family-owned business, we take pride in serving customers at the highest levels. We've embraced lean manufacturing, and each of our workers are cross-trained in several departments to help insure consistency, reliability and quality in everything we produce.

All we make are saw blades. And we make them exceptionally well.

## **NOT ALL MATERIALS ARE CREATED EQUAL**

Our in-house team of material scientists and engineers is the best in the industry. They continually test, improve and refine all facets of our products -- from raw materials and tooth design to proprietary treatments and coatings. Our manufacturing processes continually improve to exceed the rigorous demands of our customers.

We proudly support customers from small machine shops and steel service centers to large defense contractors and government agencies. No task is too big or too small for us to tackle. Best yet, we haven't found a material yet our team can't cut.

## **EXPERIENCE THE MORSE DIFFERENCE**

In addition to our innovative products and world-class service levels, we've established a unique training curriculum at our factory that further supports and educates our customers on how to optimize their material separation processes. We regularly host people from across the globe at two-day, immersive sessions to bring better understanding to the ever-evolving world of saw blade technology.

If you've been an M. K. Morse customer for some time, thank you for your business. And if you're considering us now, we encourage you to take a moment to understand how the right saw blade can make or break your productivity, operational efficiency, and your budget.

Thank you for the opportunity to serve you.

Happy sawing!





**WARNING ABOUT SAW BLADE USAGE**

CUTTING TOOLS CAN SHATTER AND/OR BREAK UNDER IMPROPER OR SEVERE USE. WEAR SAFETY EQUIPMENT, AND PARTICULARLY GOGGLES, GLOVES AND HEARING PROTECTION, AT ALL TIMES IN THE VICINITY OF THEIR USE. ALWAYS FOLLOW BAND SAW MACHINE MANUFACTURERS' RECOMMENDATIONS.

**THE M. K. MORSE COMPANY WARRANTY**


The M. K. Morse Company warrants each new product manufactured and sold by it or one of its authorized distributors only against defects in workmanship and/or materials under normal service, proper installation and use. THIS WARRANTY IS LIMITED TO REPAIR OR REPLACEMENT OF VERIFIED DEFECTIVE PRODUCTS AND EXCLUDES ANY AND ALL IMPLIED WARRANTY OF MERCHANTABILITY AND ALL RISK AND LIABILITY WHATSOEVER RESULTING FROM ANY USE OF SAID PRODUCTS, INCLUDING INCIDENTAL AND CONSEQUENTIAL DAMAGES. THERE ARE NO WARRANTIES WHICH EXTEND BEYOND THE DESCRIPTION ON THE FACE THEREOF. The provisions of this warranty and limitation of liability shall not be modified in any respect except by written document signed by an officer of The M. K. Morse Company.

**GUARANTEED TRIAL BAND SAW BLADES**

The M. K. Morse Company will provide bi-metal and carbon weld-to-length blades as a "Guaranteed Trial Order" (GTO) for the purpose of user evaluation of performance. If the blade recommended by Morse or approved by Morse for the particular application, fails to perform satisfactorily for the user, Morse will issue full credit for the invoice value of the blade upon the return of the blade to Morse.

In all instances where Morse provides bi-metal and carbon weld-to-length band saw blades for trial and evaluation, the Morse sales representative will provide follow-up.

Morse is confident in the ability of our blades to meet the end users expectations for performance.





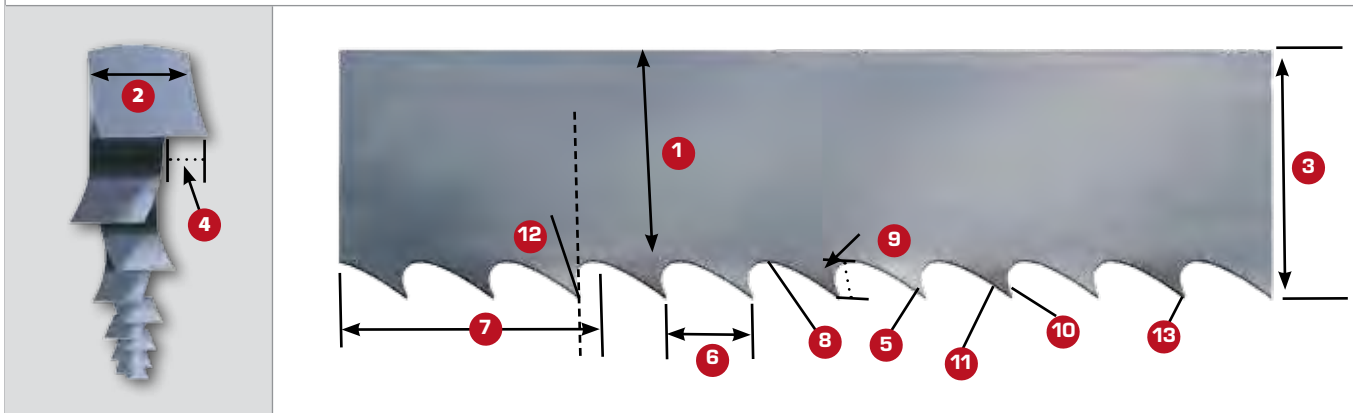
## INDUSTRIAL **BAND SAW BLADES**

<b>BLADE TYPE</b>	<b>APPLICATION</b>
Carbide Tipped Band Saw Blades for Metal	Specially designed for alloy steel and stainless steel applications for exceptional long life.
Bi-Metal Band Saw Blades	Highly fatigue resistant to eliminate premature breakage. Excellent in solid tool steels and small to medium stainless & nickel based alloys.
Carbide Grit Band Saw Blades	Ideal for cutting ceramics and other materials that are too hard or abrasive for standard bi-metal blades, tungsten carbide grit blades provide superior wear resistance.
Carbide Tipped Band Saw Blades for Wood	Specially designed for fine-finish wood cutting in applications such as hardwood flooring, millwork and musical tonewoods.
Carbon Band Saw Blade	Ideal for wood production cutting and short production/maintenance/general purpose applications using low alloy steel & non-ferrous metals


# ANATOMY OF A SAW BLADE



Although it looks like a flat piece of metal with teeth, a quality industrial band saw blade is actually a sophisticated cutting tool. Its ability to efficiently cut through tough metals, composite materials, plastics, and woods depends on a variety of interrelated factors such as the design, spacing and set of the teeth; the design and capacity of the gullets to make sure chips are efficiently removed; the composition of the backer strip; and the gage of the metal. These considerations must be taken into account when selecting the right blade for your application. The following Technical Pages will help you arrive at the perfect Morse solution to your particular cutting problem.



- 1 **Blade Back**.....The body of the blade not including tooth portion
- 2 **Gage**.....The thickness of the blade
- 3 **Width**.....The tip of tooth to back of blade
- 4 **Set**.....The bending of teeth right or left
- 5 **Tooth**.....The cutting portion of the saw blade
- 6 **Tooth Pitch**.....The distance from one tooth tip to the next
- 7 **T.P.I.**.....The number of teeth per inch measured gullet to gullet
- 8 **Gullet**.....The curved area between the tooth points
- 9 **Gullet Depth**.....The distance from the tooth tip to the bottom of the gullet
- 10 **Tooth Face**.....The surface of the tooth on which the chip is formed
- 11 **Tooth Flank**.....The angled back surface of the tooth opposite the tooth face
- 12 **Tooth Rake Angle**.....The angle of the tooth face measured with respect to a line perpendicular to the cutting direction of the saw
- 13 **Tooth Tip**.....The cutting edge of the saw tooth



# BLADE PART NUMBERS



The M. K. Morse Company has begun using 10-digit numeric band saw blade part numbers rather than alpha-numeric part numbers.

The first 6-digits of the part number identify the material and size specifications. The last 4-digits identify the length of the blade for both weld-to-length bands and coil stock.

The band saw blade part number reference chart below provides the same details we have in-house to configure the new part numbers. Customer Service at M. K. Morse will assist all band saw blade distributors with any cross referencing needed. If you have any questions, please contact your M. K. Morse Customer Service Representative.

1 <sup>st</sup> & 2 <sup>nd</sup> DIGITS		MATERIAL/TOOTH SET STYLE	3 <sup>rd</sup> & 4 <sup>th</sup> DIGITS		BLADE WIDTH	5 <sup>th</sup> & 6 <sup>th</sup> DIGITS		TOOTH COUNT	
Part #	Material Type	Set Style	Part #	Width x Thickness	Part #	TPI			
00	M42	Positive, 6° Rake	10	.25 x .014	00	Carbide Grit			
10	QS HEF Carbon	Hook Raker - Special Extra Heavy Set	11	.375 x .014	01	1			
11	QS HEF Carbon	Hook - Heavy Set	20	.25 x .020	02	2			
13	QS HEF Carbon	Hook - Double Set Raker	21	.50 x .020	03	3			
14	QS HEF Carbon	Wavy	30	.125 x .025	04	4			
15	QS HEF Carbon	Skip	31	.1875 x .025	06	6			
16	QS HEF Carbon	Raker Or Variable Pitch	32	.25 x .025	08	8			
17	QS HEF Carbon	Quik Silver Wmf - Hook	33	.375 x .025	10	10			
18	QS HEF Carbon	Hook	34	.50 x .025	12	12			
19	QS HEF Carbon	Hook Ets	40	.25 x .032	13	10 / 14			
20	QS HEF Carbon	Bright	41	.375 x .032	14	14			
26	QS HEF Carbon	Hook - Light Set	42	.50 x .032	16	14 / 18			
30	Matrix II	Positive Rake	43	.625 x .032	18	18			
31	Matrix II	Positive Rake - Heavy Set	44	.75 x .032	22	20 / 24			
33	Matrix II	0° Rake - Heavy Set	50	.25 x .035	23	2 / 3			
34	Matrix II	Wavy	51	.375 x .035	24	24			
36	Matrix II	Raker	52	.50 x .035	32	32			
38	Matrix II	Hook	53	.625 x .035	34	3 / 4			
39	Matrix II	0° Rake	54	.75 x .035	46	4 / 6			
40	M42	Positive Rake	55	1 x .035	57	5 / 7			
41	The Morse Achiever	10° Positive Rake	56	1.25 x .035	58	5 / 8			
42	M42	0° Rake	57	2 x .035	68	6 / 10			
43	The Morse Achiever	0° Rake	60	1 x .042	80	8 / 11			
44	M42	Wavy	61	1.25 x .042	81	8 / 12			
45	M42	Straight Pitch - Heavy Set	62	2 x .042	91	.75 / 1.1			
46	M42	Raker	70	1.25 x .045	92	1.4 / 2.5			
47	The Morse Achiever	Variable - 6° Positive Rake	71	1.5 x .045	93	1.3			
48	M42	Hook	80	.75 x .050	94	1.14			
49	The Morse Achiever	Heavy Set	81	1.5 x .050	95	1.15			
51	Independence II	Heavy Set	82	2 x .050	96	1.1 / 1.5			
55	Independence II	Variable Pitch	90	2 x .063	97	1 / 1.5			
57	Independence EXS	Variable Pitch	91	2.625 x .063	98	1.5 / 2			
60	QS Hard Back Carbon	Hook Raker - Special Extra Heavy Set	92	3 x .063					
61	QS Hard Back Carbon	Hook - Heavy Set							
63	QS Hard Back Carbon	Hook - Double Set Raker							
64	QS Hard Back Carbon	Wavy							
65	QS Hard Back Carbon	Skip							
66	QS Hard Back Carbon	Raker Or Variable Pitch							
67	QS Hard Back Carbon	Quik Silver Wmf - Hook							
68	QS Hard Back Carbon	Hook							
70	Tun. Carbide Grit - Continuous	Medium							
71	Tun. Carbide Grit - Continuous	Medium Coarse							
72	Tun. Carbide Grit - Continuous	Coarse							
73	Tun. Carbide Grit - Gulleted	Medium							
74	Tun. Carbide Grit - Gulleted	Medium Coarse							
75	Tun. Carbide Grit - Gulleted	Coarse							
80	M-Factor By Morse - Carbide Tipped	Aluminum Foundry							
81	M-Factor By Morse - Carbide Tipped	Case Hardened							
82	M-Factor By Morse - Carbide Tipped	General Purpose							
83	M-Factor By Morse - Carbide Tipped	Exotic							
91	Challenger	Positive Rake							
92	Challenger	Heavy Set							
Ga	M-Factor By Morse - Carbide Tipped	Wood Production							

7 <sup>th</sup> , 8 <sup>th</sup> & 9 <sup>th</sup> DIGITS		BLADE LENGTH	
Number of feet multiplied by <b>12</b> plus additional inches. (Unless using Coil Stock. <b>Coil Length</b> (in feet) + <b>C</b> ) If a <b>RANDOM LENGTH</b> coil - use <b>000R</b> .			
10 <sup>th</sup> DIGIT		FRACTION OF INCH / MILLIMETER	
Part #	Inch Length	Part #	MM Length
0	Even Length	0	Even Length
1	1/8"	1	3
2	1/4"	2	6.4
3	3/8"	3	9.5
4	1/2"	4	12.7
5	5/8"	5	16
6	3/4"	6	19
7	7/8"	7	22
C	Coil Stock	C	Coil Stock

7 <sup>th</sup> , 8 <sup>th</sup> & 9 <sup>th</sup> DIGITS		METRIC BAND LENGTH	
Number of millimeters multiplied by <b>.03937</b> equals total number of inches. (Unless using Coil Stock. <b>Coil Length</b> (in feet) + <b>C</b> ) If a <b>RANDOM LENGTH</b> coil - use <b>000R</b> .			

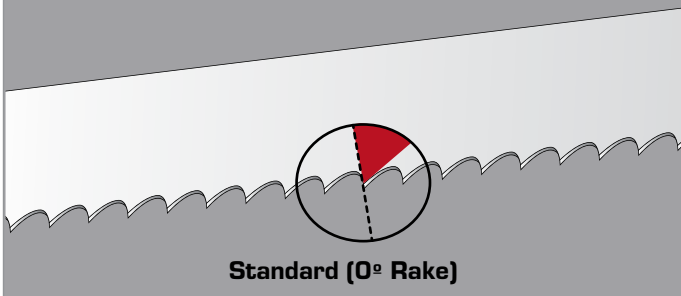
EXAMPLE 1	PREVIOUS PART #ZWEN635C23HPII			
Therefore:	Independence II	2.625 x .063	2/3	100' Coil
Is shown as:	<b>51</b>	<b>91</b>	<b>23</b>	<b>100C</b>
<b>NEW PART #</b>	<b>519123100C</b>			

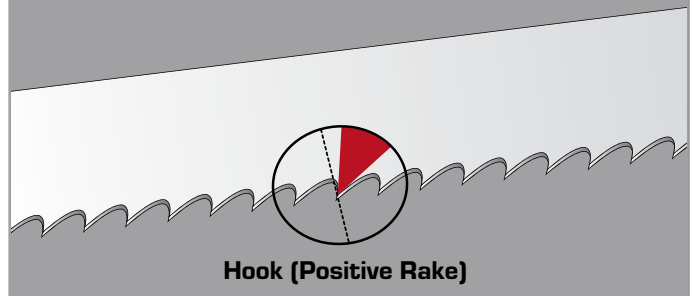
EXAMPLE 2	PREVIOUS PART #ZWEFH02M42HS			
Therefore:	M42 Straight Pitch Heavy Set	3/4 x .035	2	35' 8-1/2" For 1/2" aka 4/8", thus 4
Is shown as:	<b>45</b>	<b>54</b>	<b>02</b>	<b>428</b>
<b>NEW PART #</b>	<b>4554024284</b>			



# TOOTH SET SPECIFICATIONS



**Standard (0° Rake)**



**Hook (Positive Rake)**

Here's where the blade makes the cut. The tooth design variables include shape, position, set, type and spacing. The combination of these variables will determine whether the blade can move easily through your material without binding or becoming clogged with chips.

## Raker



Recurring sequence of teeth - one set right, one set left, and one unset.

## Modified Raker (double set raker)



Recurring sequence set left, right, left, right, straight tooth pattern.

## Variable Pitch Modified Raker (D-Double set raker)



Set sequence depends on the number of teeth in the variable pitch tooth pattern. Recurring sequence with more than two set teeth before an unset tooth.

## Wavy



Groups of teeth, usually 3 or 4, set to each side in a controlled pattern with an unset tooth between groups.

## Alternate (ETS)



Every tooth set alternately to the left and right.



# BLADE OPTIMIZATION



## BLADE BREAK-IN: EXTREMELY IMPORTANT

The extremely sharp tooth points and edges of new blades must be broken-in before applying full feed pressure to the blade. A good analogy is that of writing with a freshly sharpened wooden pencil.

## RECOMMENDED BREAK-IN PROCEDURE

- Maintain proper blade speed for the material to be cut.
- Reduce blade feed pressure or feed rate by 50% for the first 50 to 100 square inches of material cut.
- Gradually increase feed pressure or feed rate after break-in to target pressure or rate.

## MORSE BI-METAL BAND SAW BLADE APPLICATION OVERVIEW

SELECTION BASED UPON TARGET APPLICATION

	CARBON STEELS	STRUCTURAL STEELS	ALUMINUM & LT. ALLOY STEELS	ALLOY STEELS MOLD STEELS	TOOL STEELS	STAINLESS STEELS	NICKEL BASE ALLOYS	TITANIUM ALLOYS
AISI	1010, 1020, 1045	A36	6061, 2011 2024, 5052	4140, P20	A2, H13, S7 M-SERIES	316, 304 17-4 PH, 15-5 PH	INCONEL, MONEL, WASSPALLOY	T1-6Al-4V
JIS	S20C, S45C		6061, 2011, 2024, 5052	SCM 440(H), SCM 445(H)	SHD11, SHD12, SKD61, SKS41	SUS316, SUS304	NCuP-O	H4650, H4600
DIN	Ck45, C16.8		AlCuPb, AlCuMn2, AlMnMnO.3	41CrMn4	X155CrVMnV51 (G)X40CrMnV51	X5CrNiMo18 10, X5CrNi18 10	NCr19NiMo, NCr19Cr14Mn4Ti	
MATRIX			M42		THE MORSE ACHIEVER®			
CHALLENGER®				INDEPENDENCE II®				
								INDEPENDENCE EXS®

## MORSE CARBIDE TIPPED BAND SAW BLADE APPLICATIONS

SELECTION BASED UPON TARGET APPLICATION

	CARBON STEELS	ALUMINUM & LT. ALLOY STEELS	ALLOY STEELS MOLD STEELS	TOOL STEELS	STAINLESS STEELS	NICKEL BASE ALLOYS	TITANIUM ALLOYS	CASE HARDENED	ALUMINUM CASTINGS	ABRASIVE WOODS	COMPOSITES	GRAPHITE
AISI	1010, 1020, 1045	6061, 2011 2024, 5052	4140, P20	A2, H13, S7 M-SERIES	316, 304 17-4 PH, 15-5 PH	INCONEL, MONEL, WASSPALLOY	T1-6Al-4V					
JIS	S20C, S45C	6061, 2011, 2024, 5052	SCM 440(H), SCM 445(H)	SHD11, SHD12, SKD61, SKS41	SUS316, SUS304	NCuP-O	H4650, H4600					
DIN	Ck45, C16.8	AlCuPb, AlCuMn2, AlMnMnO.3	41CrMn4	X155CrVMnV51 (G)X40CrMnV51	X5CrNiMo18 10, X5CrNi18 10	NCr19NiMo, NCr19Cr14Mn4Ti						
M-FACTOR BY MORSE® - GP								M-FACTOR CH	M-FACTOR - FB/FBS			
M-FACTOR - EX												

## MORSE CARBIDE GRIT BAND SAW BLADE APPLICATIONS

SELECTION BASED UPON TARGET APPLICATION

CAST IRON HARDENED STEEL	CERAMICS FOAMED GLASS	FIBERGLASS	CABLE WIRE ROPE	CEMENT CONCRETE	TIRES & WIRE REINFORCED RUBBER	GRAPHITE	COMPOSITES
CARBIDE GRIT							

# SPARC TECHNOLOGY



SParc® technology is an arc that is ground into the back edge of the blade. The arched profile effectively boosts tooth penetration and chip formation without having to increase machine pressure.

The patent pending profile design is already optimized to work on any size cut, so there is no need to order based upon a particular type of cutting such as light, medium or aggressive – all three cutting actions are achieved with one saw blade

## APPLICATIONS

- ▼ High alloy materials
- ▼ Case-hardened materials
- ▼ Stainless steel
- ▼ Work-hardening applications
- ▼ Production cutting tool steels
- ▼ D2

While cutting, the alternating pattern of straight and arched profiles on the back edge of the blade produces a rocking motion on the cutting edge of the saw.

This arching motion is the same as adjusting the angle of a handheld hacksaw that is alternately angled up and down to produce a quicker cutting action.

## ADVANTAGES TO USERS

### Up to **40% FASTER CUTTING**


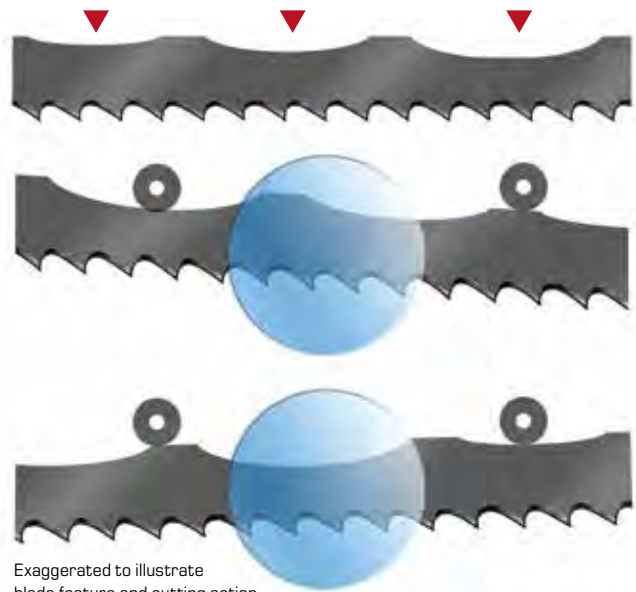
SParc® alternately reduces the number of teeth in the cut via an arching motion on the saw blade and with less teeth in the cut at the same feed pressure means greater penetration into the workpiece.

Up to **50% LONGER LIFE** is possible when compared to stock Carbide Tip Blades.

Up to **40% LONGER LIFE** is possible when compared to stock Bi-Metal Blades. While some teeth have increased penetration other teeth have less, or no pressure in the workpiece enabling longer “in-square” cutting.

### THE BEST MORSE BLADES USED WITH MORSE SPARC

- ▼ M-Factor by Morse® CT
- ▼ The Morse Achiever®
- ▼ Independence® II
- ▼ Independence® EXS
- ▼ M42



# CARBIDE TIPPED SAW BLADES



## M-FACTOR BY MORSE® GP (GENERAL PURPOSE)

Specially designed for alloy steel and stainless steel applications for exceptional long life.

### APPLICATIONS

- ▼ Alloy steels
- ▼ Stainless steels (lower grades)

### USERS

- ▼ Steel service centers
- ▼ Forging operations
- ▼ General manufacturing

WIDTH X THICKNESS		TEETH PER INCH			
INCHES	MM	.75/1	1.5/2	2/3	3/4
1 x .035	27 x 0.90			▼	▼
1 ¼ x .042	32 x 1.07	▼	▼	▼	▼
1 ½ x .050	41 x 1.30		▼	▼	▼
2 x .063	54 x 1.60	▼	▼	▼	
2 ⅝ x .063	67 x 1.60	▼	▼	▼	
3 x .063	80 x 1.60	▼	▼		



## M-FACTOR BY MORSE® CH (CASE HARDENED)

Designed for long life and fast, smooth cutting of chrome plated, case hardened hydraulic shaft specifications.

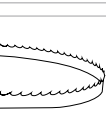
### APPLICATIONS

- ▼ Hydraulic shafts
- ▼ Case hardened shafts & shapes
- ▼ Heat treated thick wall tubing

### USERS

- ▼ Steel service centers
- ▼ Automotive parts makers
- ▼ Cylinder manufacturers
- ▼ Bearing manufacturers

WIDTH X THICKNESS		TEETH PER INCH			
INCHES	MM	1.5/2	2/3	3	3/4
1 x .035	27 x 0.90			▼	▼
1 ¼ x .042	32 x 1.07			▼	▼
1 ½ x .050	41 x 1.30	▼	▼		▼
2 x .063	54 x 1.60		▼		





### M-FACTOR BY MORSE® EX (EXOTICS)

Specially designed for alloy steel and stainless steel applications for exceptional long life.

#### APPLICATIONS

- ▼ Difficult alloy steels
- ▼ All stainless steels
- ▼ Inconel
- ▼ Hastelloy

#### USERS

- ▼ Steel service centers
- ▼ Forging operations
- ▼ General manufacturing

WIDTH X THICKNESS		TEETH PER INCH			
INCHES	MM	.75/1	1.5/2	2/3	3/4
1 ¼ x .042	32 x 1.07		▼	▼	▼
1 ½ x .050	41 x 1.30	▼	▼	▼	▼
2 x .050	54 x 1.30		▼	▼	
2 x .063	54 x 1.60		▼	▼	
2 ⅝ x .063	67 x 1.60	▼	▼		
3 x .063	80 x 1.60	▼	▼		



## FB+

### M-FACTOR BY MORSE® FB+ & FBS (FOUNDRY BAND)

Exceptional long life and fast cutting of abrasive and non-ferrous materials. Foundry blades available in Triple Chip and Set Tooth (FBS).

#### APPLICATIONS

- ▼ Aluminum castings: gates, risers, extrusions
- ▼ Abrasive woods plywood

#### USERS

- ▼ Aluminum foundries
- ▼ Graphite manufacturers
- ▼ Furniture makers

WIDTH X THICKNESS		TEETH PER INCH	
INCHES	MM	3	3 SET
½ x .025	12.7 x 0.60	▼	
¾ x .035	19 x 0.90	▼	▼
1 x .035	27 x 0.90	▼	▼
1 ¼ x .042	32 x 1.07	▼	▼



# BI-METAL SAW BLADES



*Independence EXS*  
Made In USA

## INDEPENDENCE EXS® HIGH PRODUCTION BI-METAL BLADES

Longer lasting than competitive blades and more wear resistant than The Morse Achiever®, and M42, these blades are the best choice for cutting exotics, stainless steels and large solids.

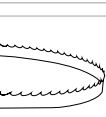
### APPLICATIONS

- ▼ High production cutting
- ▼ Large solids
- ▼ Stainless steels
- ▼ Exotics

### BLADE FEATURES

- ▼ Special high speed steel tooth edges
- ▼ High fatigue steel backer
- ▼ Unique tooth geometry
- ▼ Superior wear, heat and shock resistance
- ▼ Fewer blade changes in a wide range of materials equals less downtime

WIDTH X THICKNESS		TEETH PER INCH				
INCHES	MM	1/1.5	1.5/2	2/3	3/4	4/6
1 x .035	27 x 0.90			▼	▼	▼
1¼ x .042	32 x 1.07			▼	▼	▼
1½ x .050	41 x 1.30	▼	▼	▼	▼	
2 x .063	54 x 1.60	▼	▼	▼	▼	





**INDEPENDENCE II® HIGH PRODUCTION BI-METAL BLADES**

Highly fatigue resistant to eliminate premature breakage. Excellent in solid tool steels and small to medium stainless & nickel based alloys.

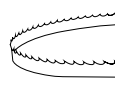
**APPLICATIONS**

- ▼ High production cutting
- ▼ Solids of tool steel A2, D2, S7
- ▼ Small to medium solids of stainless (304, 316, 17-4)
- ▼ Nickel based alloys Inconel, Monel
- ▼ All machinable metals in single pieces or bundles

**BLADE FEATURES**

- ▼ Special high speed steel tooth edges
- ▼ High fatigue steel backer
- ▼ Unique tooth geometry
- ▼ Superior wear, heat and shock resistance
- ▼ Fewer blade changes in a wide range of materials equals less downtime

WIDTH X THICKNESS		TEETH PER INCH			
INCHES	MM	2/3	3/4	4/6	5/7
1 x .035	27 x 0.90	▼	▼	▼	▼
1¼ x .042	32 x 1.07	▼	▼	▼	▼
1½ x .050	41 x 1.27	▼	▼	▼	▼
2 x .063	54 x 1.60	▼	▼	▼	▼



# BI-METAL SAW BLADES



THE MORSE ACHIEVER®

## THE MORSE ACHIEVER®

### THE MORSE ACHIEVER® PRODUCTION BI-METAL BLADES

Consistently reliable with excellent durability in mild to difficult materials – layer & bundle cuts and large profiles & solids.

#### APPLICATIONS


- ▼ Production cutting
- ▼ Material range from carbon to stainless steel
- ▼ Layer & bundle cuts: 1018, 4140, 4340 tool steels stainless steels
- ▼ Large profiles & solids carbon steels alloy tool steel stainless steel

#### BLADE FEATURES

- ▼ Best performance in a wide range of materials
- ▼ Proprietary edge wire
- ▼ High fatigue steel backer
- ▼ Consistent performance from blade to blade
- ▼ Exceptional tooth durability and fatigue resistance

WIDTH X THICKNESS		TEETH PER INCH											
INCHES	MM	.75/1.1	1.1/1.5	1.5/2	1.4/2.5	2/3	3/4	4/6	5/7	5/8	6/10	8/12	10/14
<b>Variable Pitch - 0° Rake</b>													
¾ x .035	19 x .90							▼		▼	▼	▼	▼
1 x .035	27 x .90							▼		▼	▼	▼	▼
1¼ x .042	32 x 1.07						▼	▼			▼		
1½ x .050	41 x 1.27					▼	▼						
<b>Variable Pitch - Positive Rake</b>													
1 x .035	27 x .90					▼	▼	▼	▼	▼			
1¼ x .042	32 x 1.07				▼	▼	▼	▼	▼	▼			
1½ x .050	41 x 1.27				▼	▼	▼	▼	▼	▼			
2 x .063	54 x 1.60				▼	▼	▼						
2 ⅝ x .063	67 x 1.60	▼	▼	▼		▼	▼						
3 x .063	80 x 1.60	▼	▼	▼									

▼ Heavy Set    ▼ Available in 6° Positive Rake





MORSE

CHALLENGER

Made



### CHALLENGER® BI-METAL STRUCTURAL BLADES

Long life and straight cuts in structural material cutting applications while reducing noise and vibration.

#### APPLICATIONS

- ▼ Specially designed for structural applications
- ▼ Bundle cuts
- ▼ Interrupted cuts
- ▼ I-beams
- ▼ Low alloy steels
- ▼ Carbon steels A36

#### BLADE FEATURES

- ▼ Special tooth profile for cutting structural materials
- ▼ Increased beam strength
- ▼ Less noise and vibration
- ▼ Less tooth strippage
- ▼ Longer life in interrupted cuts
- ▼ Straighter interrupted and bundle cuts

WIDTH X THICKNESS		TEETH PER INCH					
INCHES	MM	2/3	3/4	4/6	5/7	8/11	
1/2 x .025	12.7 x .64					▼	
3/4 x .035	19 x .90				▼	▼	
1 x .035	27 x .90		▼	▼	▼	▼	
1 1/4 x .042	32 x 1.1	▼▼	▼▼	▼▼	▼	▼	
1 1/2 x .050	41 x 1.3	▼▼	▼▼	▼▼	▼	▼	
2 x .063	54 x 1.6	▼▼	▼▼	▼▼			
2 5/8 x .063	67 x 1.6	▼▼	▼▼	▼▼			

▼ Heavy Set



# BI-METAL SAW BLADES



## M42 BI-METAL BLADES

Durability for higher production speeds on difficult to machine solids and heavy walled structures

### APPLICATIONS

- ▼ Solids
- ▼ Heavy walled structures
- ▼ Carbon steels
- ▼ Alloy steels
- ▼ Some stainless steels
- ▼ Medium to heavy production machines

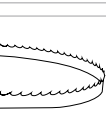
### VARIABLE PITCH - POSITIVE RAKE

WIDTH X THICKNESS		TEETH PER INCH					
INCHES	MM	1.4/2.5	2/3	3/4	4/6	5/7	8/11
1/2 x .025	12.7 x .64						▼
3/4 x .035	19 x .90				▼	▼	
1 x .035	27 x .90		▼	▼▼	▼▼	▼	
1 1/4 x .042	32 x 1.07		▼	▼▼	▼▼	▼	
1 1/2 x .050	41 x 1.27	▼	▼	▼▼	▼▼		
2 x .050	54 x 1.27		▼	▼			
2 x .063	54 x 1.6	▼	▼	▼			

▼ Available with 6° rake angle

### VARIABLE PITCH - 0° RAKE

WIDTH X THICKNESS		TEETH PER INCH						
INCHES	MM	2/3	3/4	4/6	5/8	6/10	8/12	10/14
1/4 x .025	6.4 x .64							▼
1/4 x .035	6.4 x .90							▼
3/8 x .035	9.5 x .90							▼
1/2 x .025	12.7 x .64						▼	
1/2 x .035	12.7 x .90							▼
3/4 x .035	19 x .90			▼	▼	▼	▼	▼
1 x .035	27 x .90	▼	▼	▼	▼	▼	▼	▼
1 1/4 x .042	32 x 1.07	▼	▼	▼	▼		▼	
1 1/2 x .050	41 x 1.27	▼	▼	▼	▼			





### STRAIGHT PITCH

WIDTH X THICKNESS		TEETH PER INCH											
INCHES	MM	4	6	8	10	14	10	1	1.14	2	3	4	6
		Raker					Wavy	Hook					
1/4 x .025	6.4 x .64					▼							▼
1/4 x .035	6.4 x .90				▼	▼							
3/8 x .035	9.5 x .90				▼							▼	
1/2 x .025	12.7 x .64												▼
1/2 x .035	12.7 x .90				▼	▼					▼	▼	▼
3/4 x .035	19 x .90										▼		
1 x .035	27 x .90	▼	▼	▼			▼			▼	▼		
1 1/4 x .042	32 x 1.07								▼	▼	▼	▼	
2 x .050	54 x 1.27							▼					
2 x .063	54 x 1.60							▼					

Straight Pitch teeth are most often used when the cross sectional size range is consistent.



### M42 BI-METAL DIE BAND BLADES

Designed for cutting solids with very low machinability including the toughest machinable materials. Production cutting with fewer blade changes for tool and die shops.

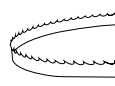
#### APPLICATIONS

- ▼ Tool & die shops
- ▼ Die blocks
- ▼ Tool steels
- ▼ "D" grade steels
- ▼ "Super" alloys
- ▼ Inconel
- ▼ Waspalloy
- ▼ Hastelloy
- ▼ Tough materials
- ▼ Typically used on vertical machines

#### BLADE FEATURES

- ▼ Low cost-per-cut
- ▼ High heat and wear resistance
- ▼ Wide selection of blade type and tooth sizes
- ▼ Available in either straight pitch or variable pitch teeth
- ▼ M42 die bands offer high wear and heat resistance and are best suited for cutting difficult-to-machine tool steel and die blocks

WIDTH X THICKNESS		TEETH PER INCH						
INCHES	MM	10	14	4	6	8/11	8/12	10/14
		Raker		Hook		Variable		
1/4 x .025	6.4 x .64		▼		▼			▼
1/4 x .035	6.4 x .90	▼	▼					▼
3/8 x .035	9.5 x .90	▼		▼				▼
1/2 x .025	12.7 x .64				▼	▼	▼	
1/2 x .035	12.7 x .90	▼	▼	▼	▼	▼		▼



# BI-METAL SAW BLADES



## MATRIX II

### MATRIX II BI-METAL BLADES

Matrix II blades are ideal for cutting materials with easy to moderate machinability. Matrix II bi-metal band saw blades offer good value in maintenance shops and small fabricating shops.

#### APPLICATIONS

- ▼ Carbon steels
- ▼ Structural steels - A36
- ▼ Single piece
- ▼ Bundles
- ▼ Stacked pieces
- ▼ Interrupted cuts of:
- ▼ Pipe & tubing
- ▼ Angle & channel
- ▼ Small & medium band saw machines

#### BLADE FEATURES

- ▼ Variable pitch teeth handle a wide range of application sizes
- ▼ Good general purpose metal cutting blade
- ▼ Moderate cost-per-blade low cost-per-cut

#### VARIABLE PITCH - POSITIVE RAKE

WIDTH X THICKNESS		TEETH PER INCH		
INCHES	MM	2/3	3/4	4/6
3/4 x .035	19 x .90		▼	▼
1 x .035	27 x .90		▼	▼
1 1/4 x .042	32 x 1.07		▼	▼
1 1/2 x .050	41 x 1.27	▼	▼	▼

#### VARIABLE PITCH - 0° RAKE

WIDTH X THICKNESS		TEETH PER INCH							
INCHES	MM	4/6	5/8	6/10	8/12	10/14	12/16	14/18	20/24
3/8 x .025	9.5 x .64					▼			
1/2 x .020	12.7 x .50					▼	▼	▼	▼
1/2 x .025	12.7 x .64			▼	▼	▼	▼	▼	
1/2 x .035	12.7 x .90			▼		▼			
5/8 x .035	16 x .90		▼	▼		▼			
3/4 x .035	19 x .90			▼	▼	▼			
1 x .035	27 x .90	▼	▼	▼	▼	▼			
1 1/4 x .042	32 x 1.07		▼	▼					
1 1/2 x .050	41 x 1.27		▼						

Variable Pitch teeth can handle a wider range of application sizes and reduce sawing harmonics for quieter, reduced vibration cutting.



### STRAIGHT PITCH

WIDTH X THICKNESS		TEETH PER INCH											
INCHES	MM	6	8	10	14	18	24	14	18	24	1.14	3	4
		Raker					Wavy			Hook			
3/8 x .025	9.5 x .64		▼	▼	▼								▼
1/2 x .020	12.7 x .50			▼	▼	▼	▼	▼	▼	▼			
1/2 x .025	12.7 x .64	▼		▼	▼	▼						▼	▼
1/2 x .035	12.7 x .90												▼
3/4 x .035	19 x .90	▼	▼	▼	▼							▼	
1 x .035	27 x .90	▼	▼	▼	▼							▼	
1 1/4 x .042	32 x 1.07	▼									▼		

Straight Pitch teeth are most often used when the cross sectional size range is consistent.

## MATRIX II

### MATRIX II BI-METAL DIE BAND BLADES

Designed for cutting solids with very low machinability including the toughest machinable materials. Production cutting with fewer blade changes for tool and die shops.

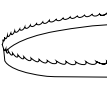
#### APPLICATIONS

- ▼ Tool & die shops
- ▼ Die blocks
- ▼ Tool steels
- ▼ "D" grade steels
- ▼ Tough materials
- ▼ Typically used on vertical machines

#### BLADE FEATURES

- ▼ Low cost-per-cut
- ▼ High heat and wear resistance
- ▼ Wide selection of blade type and tooth sizes
- ▼ Available in with either straight pitch or variable pitch teeth
- ▼ Matrix II die bands, with high shock resistance, are better suited for thinner sections

WIDTH X THICKNESS		TEETH PER INCH											
INCHES	MM	6	8	10	14	18	3	4	6/10	8/12	10/14	12/16	14/18
		Raker					Hook		Variable				
3/8 x .025	9.5 x .64		▼	▼	▼			▼			▼		
1/2 x .025	12.7 x .64	▼		▼	▼	▼	▼	▼	▼	▼	▼	▼	▼
1/2 x .035	12.7 x .90							▼	▼		▼		



# CARBIDE GRIT SAW BLADES



## TUNGSTEN CARBIDE GRIT

### TUNGSTEN CARBIDE GRIT BAND SAW BLADES

Ideal for cutting ceramics and other materials that are too hard or abrasive for standard bi-metal blades. Tungsten carbide grit blades provide superior wear resistance.

#### APPLICATIONS

- ▼ Fiberglass
- ▼ Ceramics
- ▼ Cast iron
- ▼ Graphite
- ▼ Tires & wire reinforced rubber
- ▼ Cable & wire rope
- ▼ Brittle materials or surfaces that chip

#### BLADE FEATURES

- ▼ Very smooth finish
- ▼ Reversible to extend service life
- ▼ Available in continuous and gulleted cutting edges
- ▼ Continuous grit for brittle materials, or materials thinner than 1/4" [6.4mm] with surfaces that chip
- ▼ Gulleted grit for 1/4" and larger wall thickness
- ▼ Available in medium to coarse grit
- ▼ Medium grit for thin materials or fine finishes
- ▼ Coarse grit for cutting thick materials

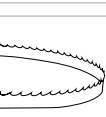
#### CARBIDE GRIT (CONTINUOUS)

WIDTH X THICKNESS		GRIT SIZE	
INCHES	MM	MEDIUM	COARSE
1/4 x .020	6.4 x 50	▼	
1/2 x .025	12.7 x .64	▼	
1 x .035	27 x .90	▼	▼



#### CARBIDE GRIT (GULLETED)

WIDTH X THICKNESS		GRIT SIZE		
INCHES	MM	Medium	Medium Course	Coarse
3/8 x .025	9.5 x .64	▼	▼	
1/2 x .025	12.7 x .64	▼	▼	
3/4 x .032	19 x .80		▼	▼
1 x .035	27 x .90		▼	▼
1 1/4 x .042	32 x 1.07			▼



# QUIKSILVER CARBIDE TIPPED BLADES



## WOOD CUTTING QUIKSILVER® CARBIDE TIPPED BAND SAW BLADES

Specially designed for fine-finish wood cutting in applications such as hardwood flooring, millwork and musical tonewoods.

### APPLICATIONS

- ▼ Hardwood flooring
- ▼ Millwork
- ▼ Musical tonewoods
- ▼ MDF
- ▼ Other specialty wood cutting

### BLADE FEATURES

- ▼ Triple chip tooth design for smooth finishes with less sanding
- ▼ Carbide tips provide exceptionally long blade life
- ▼ Triple chip design allows solutions to cutting the hardest exotic wood species
- ▼ Available in straight and variable pitch tooth patterns

WIDTH X THICKNESS		TEETH PER INCH					
INCHES	MM	3	.75/1	1.5/2.0	2/3	3/4	
		Straight	Variable				
1/2 x .025	12.7 x .64	▼					
3/4 x .035	19 x .90	▼					
1 x .035	27 x .90	▼			▼	▼	
1 1/4 x .042	32 x 1.07	▼		▼			
1 1/2 x .050	41 x 1.30			▼			
2 x .042	54 x 1.07		▼				



# QUIKSILVER BI-METAL BLADES



## QUIK SILVER® BI-METAL WOOD BLADES

Designed for wood and wood based material production cutting.  
Maintenance shop cutting of low alloy ferrous metals / non-ferrous metals.

### APPLICATIONS

- ▼ Vertical and horizontal machines for resaw
- ▼ Portable saw mills
- ▼ Contour cutting on vertical machines

### BLADE FEATURES

- ▼ Bi-Metal material provides longer blade life than carbon bands
- ▼ High heat and wear resistance for longer life
- ▼ Can be resharpened for longer tooth life

### DIFFERENCES

- B1** – Commonly used blade for softwood to semi-hard wood
- B2** – Commonly used blade for hardwood

### WOOD TYPE

- ▼ Pine, ash, poplar
- ▼ Oak, walnut, cherry, maple

WIDTH X THICKNESS		TEETH PER INCH												
INCHES	MM	.75/1	14/25	5/8	6/10	6	1	1.14	1.3	2	3	4	6	
		Variable			Raker		Hook							

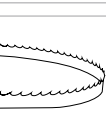
#### Quik Silver B1 Production / Wood Mill

1/4 x .025	6.4 x .64													▼
3/8 x .025	9.5 x .64												▼	
1/2 x .025	12.7 x .64					▼						▼	▼	
1/2 x .035	12.7 x .64												▼	
3/4 x .035	19 x .90					▼						▼		
1 x .035	27 x .90					▼						▼		
1 1/4 x .042	32 x 1.07				▼	▼	▼		▼					
1 1/2 x .050	39 x 1.27				▼									

#### Quik Silver B2 Production / Wood Mill

1 x .035	27 x .90								▼	▼				
1 1/4 x .035	32 x .90											▼		
1 1/4 x .042	32 x 1.07							▼						
1 1/2 x .05	39 x 1.27			▼										
2 x .050	51 x 1.27							▼						
2 x .050	51 x 1.27	▼												

▼ Heavy Set    ▼ 1.14 Hook = 7/8 Tooth Spacing





# QUIKSILVER CARBON BLADES



**QUIKSILVER® HEF/HB WOOD MILL BLADES** Versatile blades offer high value in a variety of wood cutting applications. Blades are manufactured from a single piece of high carbon steel with individually hardened tooth tips.

## APPLICATIONS

- ▼ Portable and stationary wood mills
- ▼ Single head and multi-head resaw systems
- ▼ Scragg mills

## BLADE FEATURES

- ▼ Available in both flex back & hard back
- ▼ Flex back blades are more fatigue resistant
- ▼ Hard back blades offer straighter cuts
- ▼ Low cost-per-blade/low cost-per-cut
- ▼ Can be resharpened for longer tooth life

### HARD EDGE HARD BACK - (HB)

WIDTH X THICKNESS		TEETH PER INCH
INCHES	MM	1.3
<b>Hook</b>		
1 x .035	27.5 x .9	▼
1¼ x .035	32 x .9	▼
1¼ x .042	32 x 1.1	▼

### HARD EDGE FLEX BACK - (HEF)

WIDTH X THICKNESS		TEETH PER INCH			
INCHES	MM	1	1.4	1.3	2
<b>Hook</b>					
1 x .035	27.5 x .9		▼▼	▼	▼
1 x .042	27.5 x 1.1			▼	▼
1¼ x .035	32 x .9		▼	▼	▼
1¼ x .042	32 x 1.1	▼	▼▼	▼▼	
1½ x .045	38.1 x 1.1		▼		
2 x .035	50.8 x .9		▼	▼	
2 x .042	50.8 x 1.1		▼		

▼ Heavy Set    ▼ Bright Finish



## QUIKSILVER® WOOD MILL BLADES

Ideal for wood cutting applications where blade fatigue problems are an increased concern.

## APPLICATIONS

- ▼ Wood cutting with increased fatigue resistance

## BLADE FEATURES

- ▼ Made from a single piece of alloy steel with individually hardened tooth tips
- ▼ Available in both flex back & hard back
- ▼ Hard back blades offer straighter cuts
- ▼ Low cost-per-blade/low cost-per-cut
- ▼ Can be resharpened for longer tooth life

WIDTH X THICKNESS		TEETH PER INCH			
INCHES	MM	1	1.14	1.3	2
<b>Hook</b>					
1 x .035	27.5 x .9			▼▼	▼▼
1¼ x .042	32 x 1.1	▼▼	▼▼	▼▼▼	
1½ x .045	38 x 1.1	▼▼	▼▼	▼▼	
1½ x .055	38 x 1.4		▼		
2 x .035	51 x .9	▼▼	▼▼	▼▼	
2 x .042	51 x 1.1	▼▼	▼▼	▼	
2 x .055	51 x 1.4	▼			

▼ WMF flexback    ▼ WMH hardback    ▼ WMH hardback - light set (.019/side)



# QUIKSILVER CARBON BLADES



## QUIKSILVER® PALLET DISMANTLING BLADES

Specially designed to withstand the rough service required on dismantling machines while cutting through pallet nails and staples. Lower cost blades are available in a special grade of carbon steel to enhance their durability in a variety of dismantling machines.

### APPLICATIONS

- ▼ All types of band saw pallet dismantling machines

### BLADE FEATURES

- ▼ Low cost-per-cut
- ▼ Rugged durability
- ▼ Available in bi-metal Matrix II and M42 specifications as well as a special grade of carbon steel
- ▼ Made with either straight pitch or variable pitch teeth

#### M42 BI-METAL

WIDTH X THICKNESS		TEETH PER INCH	
INCHES	MM	5/8	6

Variable	Raker
▼	▼

1 1/4 x .042    32 x 1.1

#### MATRIX II BI-METAL

WIDTH X THICKNESS		TEETH PER INCH	
INCHES	MM	5/8	6

Variable	Raker
▼	▼

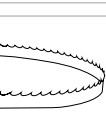
1 1/4 x .042    32 x 1.1

#### CARBON HARD BACK (HB) SPECIAL

WIDTH X THICKNESS		TEETH PER INCH		
INCHES	MM	5/7	5/8	6

Variable	Raker
▼	▼

1 1/4 x .042    32 x 1.1





# QUIKSILVER CARBON BLADES



## QUIKSILVER® (HEF) FLEXBACK BLADES

Ideal for wood production cutting and short production/maintenance/general purpose applications using low alloy steel & non-ferrous metals

### APPLICATIONS

- ▼ Wood
- ▼ Plastic
- ▼ Cork
- ▼ Composition board
- ▼ Plywood
- ▼ Aluminum
- ▼ Non-ferrous metals
- ▼ Low alloy steel

### BLADE FEATURES

- ▼ Manufactured from a single piece of high carbon steel with individually hardened tooth tips
- ▼ More fatigue resistant than Carbon hard back
- ▼ Low cost-per-blade/low cost-per-cut in wood
- ▼ Low cost-per-blade/higher cost-per-cut in tougher materials
- ▼ Can be run at speeds up to 15,000 sfm

WIDTH X THICKNESS		TEETH PER INCH																				
INCHES	MM	4	6	8	10	14	18	24	14	18	24	32	1	1.14	1.3	2	3	4	6	3	4	6
		Raker				Wavy				Hook				Skip								
1/8 x .025	3 x .64					▼	▼															
3/16 x .025	4.8 x .64					▼	▼														▼	
1/4 x .014	6.4 x .30					▼	▼				▼											▼
1/4 x .020	6.4 x .50																					▼
1/4 x .025	6.4 x .64			▼	▼	▼	▼	▼			▼							▼	▼		▼	▼
3/8 x .014	9.5 x .30					▼																▼
3/8 x .025	9.5 x .64			▼	▼	▼	▼	▼										▼	▼	▼	▼	▼
3/8 x .032	9.5 x .80																▼	▼				
1/2 x .020	12.7 x .50		▼		▼				▼	▼	▼						▼					
1/2 x .025	12.7 x .64	▼	▼	▼	▼	▼	▼	▼	▼	▼	▼	▼					▼	▼	▼	▼	▼	▼
5/8 x .032	16 x .80				▼		▼		▼								▼	▼	▼	▼		
3/4 x .032	19 x .80		▼	▼	▼	▼	▼		▼								▼	▼	▼	▼	▼	▼
3/4 x .050	19 x 1.30																▼	▼				
1 x .035	27 x .90		▼	▼	▼	▼										▼	▼	▼	▼	▼	▼	▼
1 x .035 *Bright	27 x .90															▼						
1 x .042	27 x 1.07															▼						
1 x .042 *Bright	27 x 1.07															▼						
1 1/4 x .035	32 x .90															▼	▼	▼				
1 1/4 x .042	32 x 1.07												▼	▼	▼	▼						
1 1/4 x .042 *Bright	32 x 1.07															▼	▼					
1 1/2 x .045	38.1 x 1.14															▼						
2 x .035	50.8 x .90															▼	▼					
2 x .042	50.8 x 1.07												▼	▼								

▼ Standard Set   ▼ Heavy Set   ▼ D-Double Set Raker  
 \* "Bright" specifications have an unblued, silver surface finish.



### QUIKSILVER® CARBON FURNITURE BLADES

Ideal for use on large, high-speed vertical cutting band machines used in the furniture industry. Blades offer faster cutting while maintaining precision required in the furniture industry.

#### APPLICATIONS

- ▼ Wood
- ▼ Chip board
- ▼ Plywood
- ▼ Cardboard
- ▼ Used on large, vertical, high-speed wood cutting machines

#### BLADE FEATURES

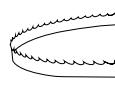
- ▼ Special ETS (every tooth set) pattern and aggressive 10° hook tooth design for faster cutting with longer tooth tip life
- ▼ Flexible backer resists fatigue but allows contour control required in furniture manufacturing
- ▼ Manufactured from a single piece of high carbon steel with individually hardened tooth tips
- ▼ Thicker blade is stiffer for more control
- ▼ Low cost-per-blade/low cost-per-cut

WIDTH X THICKNESS		TEETH PER INCH						
INCHES	MM	3	4	6	2	3	4	6
		Hook ETS			Hook Raker Set			
1/4 x .025	6.4 x .64		▼	▼			▼	▼
1/4 x .032	6.4 x .80		▼					
3/8 x .025	9.5 x .64	▼				▼	▼	▼
3/8 x .032	9.5 x .80	▼	▼		▼▼			
1/2 x .025	12.7 x .64	▼	▼			▼	▼▼	▼▼
1/2 x .032	12.7 x .80	▼	▼			▼		
5/8 x .032	16.0 x .80					▼	▼	▼
3/4 x .032	19.0 x .80	▼	▼		▼	▼	▼	▼

▼ Standard Set   ▼ ETS Set   ▼ Heavy Set   ▼ D-Double Set Raker   ▼ Special Extra Heavy Set Hard Back

#### MINIMUM RADIUS CUT FOR A GIVEN BLADE WIDTH

Blade Width	Minimum Radius	Materials Thickness 1"/25mm
1"/25mm	7-1/4"/184mm	
3/4"/19mm	5-7/16"/138mm	
5/8"/16mm	3-3/4"/95mm	
1/2"/13mm	2-1/2"/63mm	
5/8"/10mm	1-1/4"/32mm	
1/4"/6mm	5/8"/16mm	
3/16"/5mm	3/8"/10mm	
1/8"/3mm	7/32"/5.5mm	



# FEED RATE MONITOR



## FEED RATE MONITOR FEATURES

Provides real time, accurate feed rate of the band saw blade through the material being cut. Shows irregular or erratic machine feed which can indicate mechanical / hydraulic problems with the machine.


Model: FEEDRATEMONITOR  
Part number: 005012

## BENEFITS

- ▼ Optimal blade operation to produce:
- ▼ Increased production rate
- ▼ Maximize blade life
- ▼ Assist in machine problem diagnosis

## FEATURES

- ▼ Compact design
- ▼ Professionally calibrated
- ▼ Internal magnets for ease of attachment to machine head
- ▼ Displays accurate machine feed rates on LCD display
- ▼ Feed Rate shown in both inches / minute and millimeters / minute
- ▼ Heavy duty protective storage case fitted to secure monitor
- ▼ AC or battery operation
- ▼ Made in U.S.A.



# BAND SAW TENSION GAUGE



## BAND SAW TENSION GAUGE

Allows you to quickly check for under-tensioned or over-tensioned blade conditions while the blade is on the machine.

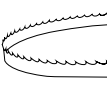
### BENEFITS

- ▼ Optimal blade life
- ▼ Precise cutting results
- ▼ Reduces the occurrence of machine damage due to blade over-tensioning

### FEATURES

- ▼ Durable cast/powder coated body
- ▼ Calibrated gauge measures in lbs/in<sup>2</sup> as well as kg's/cm<sup>2</sup>
- ▼ Quality storage box with protective foam inserts

ID	Description	Model #	Part #
124	Tension Gauge	TENSIONGAUGE	5005



# BAND SAW TOOTH PITCHES

## Variable Pitch

- ▼ Varying gullet depth
- ▼ 0° Rake angle
- ▼ Variable tooth spacing



### ADVANTAGES

- ▼ Excellent chip carrying capacity
- ▼ Reduces harmonic vibration

### BENEFITS

- ▼ Improves blade life
- ▼ Reduces noise
- ▼ Cuts smoother & more efficiently

## Variable Pitch Positive Rake

- ▼ Varying gullet depth
- ▼ Variable tooth spacing
- ▼ Positive rake angle



### ADVANTAGES

- ▼ Better chip formation
- ▼ Excellent chip carrying capacity
- ▼ Reduces harmonic vibration
- ▼ More aggressive cutting

### BENEFITS

- ▼ Cuts smoother, cuts faster
- ▼ Wide range of applications
- ▼ Reduces noise
- ▼ Easier chip generation

## Standard Raker

- ▼ Equally spaced teeth
- ▼ 0° Rake angle



### ADVANTAGES

- ▼ Excellent chip carrying capacity

### BENEFITS

- ▼ General purpose

## Skip

- ▼ Wide flat gullets
- ▼ 0° Rake angle
- ▼ Equally spaced teeth



### ADVANTAGES

- ▼ Excellent chip carrying capacity
- ▼ Provide coarse pitch on narrow bands
- ▼ Flat gullets

### BENEFITS

- ▼ Excellent cutting for non-metallic & non-ferrous applications, (wood, plastic, brass, copper, bronze & aluminum)
- ▼ Help break "stringy" chips

## Hook

- ▼ Wide rounded gullets
- ▼ Equally spaced teeth
- ▼ Positive rake angle

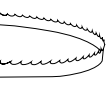


### ADVANTAGES

- ▼ Excellent chip carrying in non-metallic applications
- ▼ Positive rake provides better tip penetration with less feed pressure

### BENEFITS

- ▼ Good cutting performance in discontinuous chip forming materials (cast iron)
- ▼ Fast cutting with good surface finish





# TOOTH SELECTION GUIDE

Band saw tooth size (Teeth Per Inch) is determined by the size and type of material to be cut and the desired finish. To select T.P.I. using this chart, find the colored chart for the type of material you wish to cut. Move up to the correct material size next to the chart. Follow across to the chart for the appropriate T.P.I. for your blade.

Material Size (Inches)	Teeth Per Inch	Material Size (Metric)	Wall Thickness (Inches)	Teeth Per Inch	Wall Thickness (Metric)
0		0	1/16	10/14	1.8
.1	14/18	14/18	1/8	8/12	3.2
.2	10/14	10/14	3/16	6/10	4.8
.3	8/12	8/12	1/4	5/8	6.3
.4	8/12	8/12	5/16	5/8	7.9
.5	6/10	6/10	3/8	4/6	9.5
.6	6/10	6/10	7/16	4/6	11.0
.7	5/8	5/8	1/2	4/6	12.7
.8	5/8	5/8	9/16	4/6	14.3
.9	5/8	5/8	5/8	3/4	15.8
1	4/6	4/6	11/16	3/4	17.5
1-1/4	4/6	4/6	3/4	3/4	19.0
1-1/2	4/6	4/6	13/16	3/4	20.6
1-3/4	4/6	4/6	7/8	3/4	22.0
2	3/4	3/4	15/16	3/4	23.8
2-1/4	3/4	3/4	1	2/3	25.4
2-1/2	3/4	3/4	1-1/8	2/3	28.6
2-3/4	3/4	3/4	1-1/4	2/3	32.0
3	3/4	3/4	1-3/8	2/3	35.0
3-1/4	3/4	3/4	1-1/2	2/3	38.0
3-1/2	3/4	3/4			
3-3/4	3/4	3/4			
4	2/3	2/3			
5	2/3	2/3			
6	2/3	2/3			
7	2/3	2/3			
8	2/3	2/3			
9	1.4/2.5	1.4/2.5			
10	1.4/2.5	1.4/2.5			
15	1/1.5	1/1.5			
30	1/1.5	1/1.5			



## CUTTING SPEED

**Structurals Rule Of Thumb:**

When cutting structurals use a cutting speed of 250-325 S.F.M. Wet 200-250 S.F.M. Dry

# BLADE SPEED/REMOVAL RATES

For use with Bi-Metal Blades\*

Stock Dimensions Tooth Pitch	Up to 2" 5/7, 5/8, 4/6, 3/4		From 2" - 4" 4/6, 3/4		From 4" - 6" 3/4, 2/3		From 6" - 10" 1.4/2.5, 1.5/2		From 10" - 12" 1.4/2.5, 1.5/2		From 12" - 16" 1.0/1.5, 1.1/1.5, .75/1.0		From 16" - 20" 1.0/1.5, 1.1/1.5, .75/1.0	
Material (Annealed)	Blade Speed (SFPM)	Cutting Rate (SIPM)	Blade Speed (SFPM)	Cutting Rate (SIPM)	Blade Speed (SFPM)	Cutting Rate (SIPM)	Blade Speed (SFPM)	Cutting Rate (SIPM)	Blade Speed (SFPM)	Cutting Rate (SIPM)	Blade Speed (SFPM)	Cutting Rate (SIPM)	Blade Speed (SFPM)	Cutting Rate (SIPM)
<b>Aluminum Alloys:</b>														
2024 - 5052 6061 - 7075	300	10 - 15	300	10 - 15	300	10 - 15	300	10 - 15	300	10 - 15	300	10 - 15	300	10 - 15
<b>Copper Alloys</b>														
CDA 220	250	8 - 12	230	7 - 11	220	7 - 11	210	6 - 10	200	5 - 9	180	4 - 8	150	4 - 8
CDA 360	325	11 - 15	300	10 - 15	290	10 - 15	275	8 - 12	250	7 - 11	225	6 - 10	200	5 - 10
Copper Nickel (30%)	230	7 - 11	220	7 - 11	200	6 - 10	180	5 - 9	160	5 - 9	140	4 - 8	120	4 - 8
Beryllium Copper	180	5 - 9	170	5 - 9	160	4 - 8	140	4 - 8	130	3 - 7	120	3 - 7	110	3 - 7
<b>Bronze Alloys</b>														
AMPCO 18	200	5 - 9	180	5 - 9	170	4 - 8	150	4 - 8	140	4 - 8	130	4 - 8	120	3 - 7
AMPCO 21	170	4 - 8	160	4 - 8	150	4 - 8	140	4 - 8	130	3 - 7	120	3 - 7	110	2 - 6
AMPCO 25	120	2 - 6	110	2 - 6	100	2 - 6	100	1 - 5	90	1 - 5	80	1 - 5	70	1 - 5
Lead Tin Bronze	320	10 - 15	300	10 - 15	280	10 - 15	260	7 - 11	220	5 - 9	200	4 - 8	180	4 - 8
Aluminum Bronze 865	160	6 - 10	150	6 - 10	140	5 - 9	130	4 - 8	120	3 - 7	110	2 - 6	100	2 - 6
Manganese Bronze	230	7 - 11	220	7 - 11	210	6 - 10	190	6 - 10	170	5 - 9	150	4 - 8	140	3 - 7
932	300	10 - 14	290	10 - 14	270	9 - 13	250	6 - 10	220	5 - 9	200	5 - 9	160	4 - 8
937	270	8 - 12	250	8 - 12	240	7 - 11	210	6 - 10	200	5 - 9	180	5 - 9	160	4 - 8
<b>Brass Alloys</b>														
Cartridge / Red Brass (85%)	240	9 - 13	220	8 - 12	210	8 - 12	200	7 - 11	180	6 - 10	160	4 - 10	140	4 - 10
Naval Brass	220	6 - 10	200	6 - 10	190	6 - 10	170	4 - 8	160	4 - 8	140	4 - 8	130	4 - 8
<b>Carbon Steels</b>														
1008, 1013, 1015, 1018	300	11 - 15	280	10 - 14	260	10 - 14	240	8 - 12	220	6 - 10	200	6 - 10	180	4 - 8
1030	270	8 - 12	250	8 - 12	240	7 - 11	210	6 - 10	200	5 - 9	180	5 - 9	160	4 - 8
1035	300	11 - 15	280	10 - 14	260	10 - 14	240	8 - 12	220	6 - 10	200	6 - 10	180	4 - 8
1045, 1048	300	11 - 15	280	10 - 14	260	10 - 14	240	8 - 12	220	6 - 10	200	6 - 10	180	4 - 8
1060, 1065	230	7 - 11	220	7 - 11	210	6 - 10	190	6 - 10	170	5 - 9	150	4 - 8	140	3 - 7
1080	220	7 - 11	210	6 - 10	200	6 - 10	180	5 - 9	160	5 - 9	140	4 - 10	130	4 - 10
1095	220	7 - 11	210	6 - 10	200	6 - 10	180	5 - 9	160	5 - 9	140	4 - 10	130	4 - 10
<b>Free Machining Steels</b>														
1108, 1111	300	11 - 15	280	10 - 14	260	10 - 14	240	8 - 12	220	6 - 10	200	6 - 10	180	4 - 8
1112, 1113	300	11 - 15	280	10 - 14	260	10 - 14	240	8 - 12	220	6 - 10	200	6 - 10	180	4 - 8
1115, 1137, 1145, 1151	300	11 - 15	280	10 - 14	260	10 - 14	240	8 - 12	220	6 - 10	200	6 - 10	180	4 - 8
1212, 1213	300	11 - 15	280	10 - 14	260	10 - 14	240	8 - 12	220	6 - 10	200	6 - 10	180	4 - 8
1215	350	12 - 16	330	12 - 16	310	12 - 16	290	10 - 14	280	8 - 12	260	8 - 12	240	6 - 10
12L14	380	12 - 16	360	12 - 14	340	12 - 14	320	10 - 14	300	8 - 12	260	8 - 12	230	6 - 10
<b>Structural Steel</b>														
A36	280	10 - 14	260	10 - 14	240	10 - 14	220	8 - 12	200	8 - 12	180	6 - 10	160	6 - 10
<b>Manganese Steels</b>														
1320, 1330, 1345	270	8 - 12	250	8 - 12	240	7 - 11	210	6 - 10	200	5 - 9	180	5 - 9	160	4 - 8
1513, 1524, 1536	250	5 - 9	240	5 - 9	230	5 - 8	210	4 - 8	200	4 - 8	180	3 - 7	160	3 - 7
1541, 1572	220	7 - 11	210	6 - 10	200	6 - 10	180	5 - 9	160	5 - 9	140	4 - 10	130	4 - 10
1524	200	6 - 10	190	6 - 10	180	5 - 9	160	4 - 8	140	4 - 8	120	4 - 8	100	3 - 7
<b>Molybdenum Steels</b>														
4017, 4024	270	8 - 12	250	8 - 12	240	7 - 11	210	6 - 10	200	5 - 9	180	5 - 9	160	4 - 8
4032, 4042	270	8 - 12	250	8 - 12	240	7 - 11	210	6 - 10	200	5 - 9	180	5 - 9	160	4 - 8
4047, 4066	220	7 - 11	210	6 - 10	200	6 - 10	180	5 - 9	160	5 - 9	140	4 - 10	130	4 - 10
<b>Chrome Moly Steels</b>														
4130, 4140	250	5 - 9	240	5 - 9	230	5 - 8	210	4 - 8	200	4 - 8	180	3 - 7	160	3 - 7
4142, 4150	200	6 - 10	190	6 - 10	180	5 - 9	160	4 - 8	140	4 - 8	120	4 - 8	100	3 - 7
41L50	250	5 - 9	240	5 - 9	230	5 - 8	210	4 - 8	200	4 - 8	180	3 - 7	160	3 - 7
4150H	250	5 - 9	240	5 - 9	230	5 - 8	210	4 - 8	200	4 - 8	180	3 - 7	160	3 - 7
<b>Chrome Alloy Steels</b>														
5045, 5046	250	5 - 9	240	5 - 9	230	5 - 8	210	4 - 8	200	4 - 8	180	3 - 7	160	3 - 7
5120, 5135	250	5 - 9	240	5 - 9	230	5 - 8	210	4 - 8	200	4 - 8	180	3 - 7	160	3 - 7
5140, 5160	220	7 - 11	210	6 - 10	200	6 - 10	180	5 - 9	160	5 - 9	140	4 - 10	130	4 - 10
50100, 52100	180	5 - 9	170	5 - 9	160	5 - 9	150	4 - 8	130	4 - 8	120	3 - 7	100	3 - 7
6117, 6120	220	7 - 11	210	6 - 10	200	6 - 10	180	5 - 9	160	5 - 9	140	4 - 10	130	4 - 10
6150	200	6 - 10	190	6 - 10	180	5 - 9	160	4 - 8	140	4 - 8	120	4 - 8	100	3 - 7
<b>Nickel Chrome-Moly Steels</b>														
4317, 4320	230	7 - 11	220	7 - 11	210	6 - 10	190	6 - 10	170	5 - 9	150	4 - 8	140	3 - 7
4337, 4340	210	5 - 9	200	5 - 9	190	5 - 9	170	4 - 8	160	4 - 8	140	3 - 7	130	3 - 7
8615, 8620, 8627	230	7 - 11	220	7 - 11	210	6 - 10	190	6 - 10	170	5 - 9	150	4 - 8	140	3 - 7
8630, 8640, 8645	200	6 - 10	190	6 - 10	180	5 - 9	160	4 - 8	140	4 - 8	120	4 - 8	100	3 - 7
8647, 8660	200	6 - 10	190	6 - 10	180	5 - 9	160	4 - 8	140	4 - 8	120	4 - 8	100	3 - 7
8715, 8750	200	6 - 10	190	6 - 10	180	5 - 9	160	4 - 8	140	4 - 8	120	4 - 8	100	3 - 7
9310, 9317	170	2 - 6	160	2 - 6	150	1 - 5	130	1 - 5	120	1 - 5	110	1 - 5	100	1 - 5
9437, 9445	200	6 - 10	190	6 - 10	180	5 - 9	160	4 - 8	140	4 - 8	120	4 - 8	100	3 - 7
9747, 9763	230	7 - 11	220	7 - 11	210	6 - 10	190	6 - 10	170	5 - 9	150	4 - 8	140	3 - 7
9840, 9850	220	7 - 11	210	6 - 10	200	6 - 10	180	5 - 9	160	5 - 9	140	4 - 10	130	4 - 10
E9310	180	5 - 9	170	5 - 9	160	5 - 9	150	4 - 8	130	4 - 8	120	3 - 7	100	3 - 7
<b>Nickel-Moly Steels</b>														
4608, 4621	220	7 - 11	210	6 - 10	200	6 - 10	180	5 - 9	160	5 - 9	140	4 - 10	130	4 - 10
4640	200	6 - 10	190	6 - 10	180	5 - 9	160	4 - 8	140	4 - 8	120	4 - 8	100	3 - 7
4812, 4820	180	5 - 9	170	5 - 9	160	5 - 9	150	4 - 8	130	4 - 8	120	3 - 7	100	3 - 7
<b>Silicon Steels</b>														
9255, 9260	180	5 - 9	170	5 - 9	160	5 - 9	150	4 - 8	130	4 - 8	120	3 - 7	100	3 - 7
9261, 9262	170	2 - 6	160	2 - 6	150	1 - 5	130	1 - 5	120	1 - 5	110	1 - 5	100	1 - 5

\* Reduce speeds by 50% for carbon blades. For carbide tipped blades, ask your Morse sales contact.

## For use with Bi-Metal Blades\*

Stock Dimensions Tooth Pitch	Up to 2" 5/7, 5/8, 4/6, 3/4		From 2" - 4" 4/6, 3/4		From 4" - 6" 3/4, 2/3		From 6" - 10" 1.4/2.5, 1.5/2		From 10" - 12" 1.4/2.5, 1.5/2		From 12" - 16" 1.0/1.5, 1.1/1.5, .75/1.0		From 16" - 20" 1.0/1.5, 1.1/1.5, .75/1.0	
Material (Annealed)	Blade Speed (SFPM)	Cutting Rate (SIPM)	Blade Speed (SFPM)	Cutting Rate (SIPM)	Blade Speed (SFPM)	Cutting Rate (SIPM)	Blade Speed (SFPM)	Cutting Rate (SIPM)	Blade Speed (SFPM)	Cutting Rate (SIPM)	Blade Speed (SFPM)	Cutting Rate (SIPM)	Blade Speed (SFPM)	Cutting Rate (SIPM)
<b>Low Alloy Tool Steels</b>														
L-6	180	5 - 9	170	5 - 9	160	5 - 9	150	4 - 8	130	4 - 8	120	3 - 7	100	3 - 7
L-7	180	5 - 9	170	5 - 9	160	5 - 9	150	4 - 8	130	4 - 8	120	3 - 7	100	3 - 7
<b>Water-Hardening Tool Steels</b>														
W-1	200	6 - 10	190	6 - 10	180	5 - 9	160	4 - 8	140	4 - 8	120	4 - 8	100	3 - 7
<b>Die Steels</b>														
D-2, D-3	100	1 - 5	90	1 - 5	90	1 - 5	80	1 - 5	70	1 - 5	70	1 - 5	60	1 - 5
D-7	80	1 - 5	70	1 - 5	60	1 - 5	50	1 - 5	50	1 - 5	50	1 - 5	50	1 - 5
A-2	180	4 - 8	170	4 - 8	160	4 - 8	150	4 - 8	130	3 - 7	110	3 - 7	100	2 - 6
A-6	140	2 - 6	130	2 - 6	130	2 - 6	120	1 - 5	110	1 - 5	100	1 - 5	90	1 - 5
A-10	110	2 - 6	100	2 - 6	100	2 - 6	90	2 - 6	80	2 - 6	70	2 - 6	60	2 - 6
O-1, O-2	250	5 - 9	240	5 - 9	230	5 - 8	210	4 - 8	200	4 - 8	180	3 - 7	160	3 - 7
O-6	250	5 - 9	240	5 - 9	230	5 - 8	210	4 - 8	200	4 - 8	180	3 - 7	160	3 - 7
<b>Hot Work Tool Steels</b>														
H-11, H12, H-13, H-13 Mod, H21	150	2 - 6	140	2 - 6	130	2 - 6	120	1 - 5	110	1 - 5	100	1 - 5	90	1 - 5
H-22, H-24 H-25	100	1 - 5	90	1 - 5	90	1 - 5	80	1 - 5	70	1 - 5	60	1 - 5	50	1 - 5
<b>High Speed Tool Steels</b>														
M-1	140	2 - 6	130	2 - 6	130	2 - 6	120	1 - 5	110	1 - 5	100	1 - 5	90	1 - 5
M-2, M-3	110	2 - 6	100	2 - 6	100	2 - 6	90	2 - 6	80	2 - 6	70	2 - 6	60	2 - 6
M-10	110	2 - 6	100	2 - 6	100	2 - 6	90	2 - 6	80	2 - 6	70	2 - 6	60	2 - 6
M-4, M-42	100	1 - 5	90	1 - 5	90	1 - 5	80	1 - 5	70	1 - 5	60	1 - 5	50	1 - 5
T-1	100	1 - 5	90	1 - 5	90	1 - 5	80	1 - 5	70	1 - 5	60	1 - 5	50	1 - 5
T-15	80	1 - 5	70	1 - 5	60	1 - 5	50	1 - 5	50	1 - 5	50	1 - 5	50	1 - 5
<b>Mold Steels</b>														
P-3	190	5 - 9	180	5 - 9	170	5 - 9	150	4 - 8	140	4 - 8	130	4 - 8	120	3 - 7
P-20	180	4 - 8	170	4 - 8	160	4 - 8	150	3 - 7	140	3 - 7	130	3 - 7	110	2 - 6
<b>Shock Resistant Tool Steels:</b>														
S-1, S-7	180	4 - 8	170	4 - 8	160	4 - 8	150	4 - 8	130	3 - 7	110	3 - 7	100	2 - 6
S-2, S-5	150	2 - 6	140	2 - 6	130	2 - 6	120	1 - 5	110	1 - 5	100	1 - 5	90	1 - 5
<b>Stainless Steels:</b>														
201, 202, 302, 304	110	2 - 6	100	2 - 6	100	2 - 6	90	2 - 6	80	2 - 6	70	2 - 6	60	2 - 6
303, 303F	120	2 - 6	110	2 - 6	100	2 - 6	100	1 - 5	90	1 - 5	80	1 - 5	70	1 - 5
308, 309, 310, 330	80	1 - 5	70	1 - 5	60	1 - 5	50	1 - 5	50	1 - 5	50	1 - 5	50	1 - 5
314, 316, 317	100	1 - 5	90	1 - 5	90	1 - 5	80	1 - 5	70	1 - 5	60	1 - 5	50	1 - 5
321, 347	110	2 - 6	100	2 - 6	100	2 - 6	90	2 - 6	80	2 - 6	70	2 - 6	60	2 - 6
410, 420, 420F	140	2 - 6	130	2 - 6	130	2 - 6	120	1 - 5	110	1 - 5	100	1 - 5	90	1 - 5
416, 430F	180	4 - 8	170	4 - 8	160	4 - 8	150	3 - 7	140	3 - 7	130	3 - 7	110	2 - 6
430, 446	80	1 - 5	70	1 - 5	60	1 - 5	50	1 - 5	50	1 - 5	50	1 - 5	50	1 - 5
440 A, 440 B, 440 C	100	1 - 5	90	1 - 5	90	1 - 5	80	1 - 5	70	1 - 5	60	1 - 5	50	1 - 5
440 F, 443	140	2 - 6	130	2 - 6	130	2 - 6	120	1 - 5	110	1 - 5	100	1 - 5	90	1 - 5
17-4 PH	100	1 - 5	90	1 - 5	90	1 - 5	80	1 - 5	70	1 - 5	60	1 - 5	50	1 - 5
15-5 PH	100	1 - 5	90	1 - 5	90	1 - 5	80	1 - 5	70	1 - 5	60	1 - 5	50	1 - 5
<b>Nickel Alloys</b>														
2317	190	5 - 9	180	5 - 9	170	5 - 9	150	4 - 8	140	4 - 8	130	4 - 8	120	3 - 7
2330, 2345	170	2 - 6	160	2 - 6	150	1 - 5	130	1 - 5	120	1 - 5	110	1 - 5	100	1 - 5
2512, 2517	140	2 - 6	130	2 - 6	130	2 - 6	120	1 - 5	110	1 - 5	100	1 - 5	90	1 - 5
Monel	100	1 - 5	90	1 - 5	90	1 - 5	80	1 - 5	70	1 - 5	60	1 - 5	50	1 - 5
Monel R	140	2 - 6	130	2 - 6	130	2 - 6	120	1 - 5	110	1 - 5	100	1 - 5	90	1 - 5
Monel K-500	80	1 - 5	70	1 - 5	60	1 - 5	50	1 - 5	50	1 - 5	50	1 - 5	50	1 - 5
Monel KR	80	1 - 5	70	1 - 5	60	1 - 5	50	1 - 5	50	1 - 5	50	1 - 5	50	1 - 5
Duranel	60	1 - 5	50	1 - 5	50	1 - 5	50	1 - 5	50	1 - 5	50	1 - 5	50	1 - 5
Inconel 600	80	1 - 5	70	1 - 5	60	1 - 5	50	1 - 5	50	1 - 5	50	1 - 5	50	1 - 5
Inconel 625	100	1 - 5	90	1 - 5	90	1 - 5	80	1 - 5	70	1 - 5	60	1 - 5	50	1 - 5
Inconel 718	100	1 - 5	90	1 - 5	90	1 - 5	80	1 - 5	70	1 - 5	60	1 - 5	50	1 - 5
Hastelloy B, Waspalloy	80	1 - 5	70	1 - 5	60	1 - 5	50	1 - 5	50	1 - 5	50	1 - 5	50	1 - 5
Nimonic 90	100	1 - 5	90	1 - 5	90	1 - 5	80	1 - 5	70	1 - 5	60	1 - 5	50	1 - 5
Nimonic 75	80	1 - 5	70	1 - 5	60	1 - 5	50	1 - 5	50	1 - 5	50	1 - 5	50	1 - 5
NI-SPAN-C 962, Rene 41	100	1 - 5	90	1 - 5	90	1 - 5	80	1 - 5	70	1 - 5	60	1 - 5	50	1 - 5
Rene 88	80	1 - 5	70	1 - 5	60	1 - 5	50	1 - 5	50	1 - 5	50	1 - 5	50	1 - 5
<b>Titanium Alloys</b>														
TI-4 AL-4 MO	80	1 - 5	70	1 - 5	60	1 - 5	50	1 - 5	50	1 - 5	50	1 - 5	50	1 - 5
TI-140 A 2CR-2MO	80	1 - 5	70	1 - 5	60	1 - 5	50	1 - 5	50	1 - 5	50	1 - 5	50	1 - 5
TI-150 A	80	1 - 5	70	1 - 5	60	1 - 5	50	1 - 5	50	1 - 5	50	1 - 5	50	1 - 5
CP Titanium	100	1 - 5	90	1 - 5	90	1 - 5	80	1 - 5	70	1 - 5	60	1 - 5	50	1 - 5
MST-GAL 4V	80	1 - 5	70	1 - 5	60	1 - 5	50	1 - 5	50	1 - 5	50	1 - 5	50	1 - 5
TI-6Al-4V	100	1 - 5	90	1 - 5	90	1 - 5	80	1 - 5	70	1 - 5	60	1 - 5	50	1 - 5
99% PURE TITANIUM	100	1 - 5	90	1 - 5	90	1 - 5	80	1 - 5	70	1 - 5	60	1 - 5	50	1 - 5
<b>Cast Iron</b>														
A536 (60-40-18)	250	5 - 9	240	5 - 9	230	5 - 8	210	4 - 8	200	4 - 8	180	3 - 7	160	3 - 7
A536 (120-90-02)	200	6 - 10	190	6 - 10	180	5 - 9	160	4 - 8	140	4 - 8	120	4 - 8	100	3 - 7
A48 (Class 20-20ksi)	250	5 - 9	240	5 - 9	230	5 - 8	210	4 - 8	200	4 - 8	180	3 - 7	160	3 - 7
A48 (Class 40-40ksi)	250	5 - 9	240	5 - 9	230	5 - 8	210	4 - 8	200	4 - 8	180	3 - 7	160	3 - 7
A48 (Class 60-60ksi)	250	5 - 9	240	5 - 9	230	5 - 8	210	4 - 8	200	4 - 8	180	3 - 7	160	3 - 7

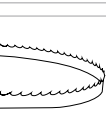


# CUT TIME CALCULATOR

## Removal Rate - Square Inches Per Minute

Bar Dia.	Bar Area, In <sup>2</sup>	1	2	3	4	5	6	7	8	9	10	11	12	13	14	15	16	17	18
		IN <sup>2</sup> /MIN	IN <sup>2</sup> /MIN	IN <sup>2</sup> /MIN	IN <sup>2</sup> /MIN	IN <sup>2</sup> /MIN	IN <sup>2</sup> /MIN	IN <sup>2</sup> /MIN	IN <sup>2</sup> /MIN	IN <sup>2</sup> /MIN	IN <sup>2</sup> /MIN	IN <sup>2</sup> /MIN	IN <sup>2</sup> /MIN	IN <sup>2</sup> /MIN	IN <sup>2</sup> /MIN	IN <sup>2</sup> /MIN	IN <sup>2</sup> /MIN	IN <sup>2</sup> /MIN	IN <sup>2</sup> /MIN
		Minutes Per Cut																	
1.00	0.79	.79	.39	.26	.20	.16	.13	.11	.10	.09	.08	.07	.07	.06	.06	.05	.05	.05	.04
1.25	1.23	1.2	.61	.41	.31	.25	.20	.18	.15	.14	.12	.11	.10	.09	.09	.08	.08	.07	.07
1.50	1.77	1.8	.88	.59	.44	.35	.29	.25	.22	.20	.18	.16	.15	.14	.13	.12	.11	.10	.10
1.75	2.41	2.4	1.2	.80	.60	.48	.40	.34	.30	.27	.24	.22	.20	.19	.17	.16	.15	.14	.13
2.00	3.14	3.1	1.6	1.0	.79	.63	.52	.45	.39	.35	.31	.29	.26	.24	.22	.21	.20	.18	.17
2.25	3.98	4.0	2.0	1.3	1.0	.80	.66	.57	.50	.44	.40	.36	.33	.31	.28	.27	.25	.23	.22
2.50	4.91	4.9	2.5	1.6	1.2	1.0	.82	.70	.61	.55	.49	.45	.41	.38	.35	.33	.31	.29	.27
2.75	5.94	5.9	3.0	2.0	1.5	1.2	1.0	.85	.74	.66	.59	.54	.49	.46	.42	.40	.37	.35	.33
3.00	7.07	7.1	3.5	2.4	1.8	1.4	1.2	1.0	.88	.79	.71	.64	.59	.54	.50	.47	.44	.42	.39
3.25	8.30	8.3	4.1	2.8	2.1	1.7	1.4	1.2	1.0	.92	.83	.75	.69	.64	.59	.55	.52	.49	.46
3.50	9.62	9.6	4.8	3.2	2.4	1.9	1.6	1.4	1.2	1.1	1.0	.87	.80	.74	.69	.64	.60	.57	.53
3.75	11.04	11.0	5.5	3.7	2.8	2.2	1.8	1.6	1.4	1.2	1.1	1.0	.92	.85	.79	.74	.69	.65	.61
4.00	12.57	12.6	6.3	4.2	3.1	2.5	2.1	1.8	1.6	1.4	1.3	1.1	1.0	1.0	.90	.84	.79	.74	.70
4.25	14.19	14.2	7.1	4.7	3.5	2.8	2.4	2.0	1.8	1.6	1.4	1.3	1.2	1.1	1.0	.95	.89	.83	.79
4.50	15.90	15.9	8.0	5.3	4.0	3.2	2.7	2.3	2.0	1.8	1.6	1.4	1.3	1.2	1.1	1.1	1.0	.94	.88
4.75	17.72	17.7	8.9	5.9	4.4	3.5	3.0	2.5	2.2	2.0	1.8	1.6	1.5	1.4	1.3	1.2	1.1	1.0	1.0
5.00	19.64	19.6	9.8	6.5	4.9	3.9	3.3	2.8	2.5	2.2	2.0	1.8	1.6	1.5	1.4	1.3	1.2	1.2	1.1
5.25	21.65	21.6	10.8	7.2	5.4	4.3	3.6	3.1	2.7	2.4	2.2	2.0	1.8	1.7	1.5	1.4	1.4	1.3	1.2
5.50	23.76	23.8	11.9	7.9	5.9	4.8	4.0	3.4	3.0	2.6	2.4	2.2	2.0	1.8	1.7	1.6	1.5	1.4	1.3
5.75	25.97	26.0	13.0	8.7	6.5	5.2	4.3	3.7	3.2	2.9	2.6	2.4	2.2	2.0	1.9	1.7	1.6	1.5	1.4
6.00	28.27	28.3	14.1	9.4	7.1	5.7	4.7	4.0	3.5	3.1	2.8	2.6	2.4	2.2	2.0	1.9	1.8	1.7	1.6
6.25	30.68	30.7	15.3	10.2	7.7	6.1	5.1	4.4	3.8	3.4	3.1	2.8	2.6	2.4	2.2	2.0	1.9	1.8	1.7
6.50	33.18	33.2	16.6	11.1	8.3	6.6	5.5	4.7	4.1	3.7	3.3	3.0	2.8	2.6	2.4	2.2	2.1	2.0	1.8
6.75	35.78	35.8	17.9	11.9	8.9	7.2	6.0	5.1	4.5	4.0	3.6	3.3	3.0	2.8	2.6	2.4	2.2	2.1	2.0
7.00	38.48	38.5	19.2	12.8	9.6	7.7	6.4	5.5	4.8	4.3	3.8	3.5	3.2	3.0	2.7	2.6	2.4	2.3	2.1
7.25	41.28	41.3	20.6	13.8	10.3	8.3	6.9	5.9	5.2	4.6	4.1	3.8	3.4	3.2	2.9	2.8	2.6	2.4	2.3
7.50	44.18	44.2	22.1	14.7	11.0	8.8	7.4	6.3	5.5	4.9	4.4	4.0	3.7	3.4	3.2	2.9	2.8	2.6	2.5
7.75	47.17	47.2	23.6	15.7	11.8	9.4	7.9	6.7	5.9	5.2	4.7	4.3	3.9	3.6	3.4	3.1	2.9	2.8	2.6
8.00	50.27	50.3	25.1	16.8	12.6	10.1	8.4	7.2	6.3	5.6	5.0	4.6	4.2	3.9	3.6	3.4	3.1	3.0	2.8
8.25	53.46	53.5	26.7	17.8	13.4	10.7	8.9	7.6	6.7	5.9	5.3	4.9	4.5	4.1	3.8	3.6	3.3	3.1	3.0
8.50	56.75	56.7	28.4	18.9	14.2	11.3	9.5	8.1	7.1	6.3	5.7	5.2	4.7	4.4	4.1	3.8	3.5	3.3	3.2
8.75	60.13	60.1	30.1	20.0	15.0	12.0	10.0	8.6	7.5	6.7	6.0	5.5	5.0	4.6	4.3	4.0	3.8	3.5	3.3
9.00	63.62	63.6	31.8	21.2	15.9	12.7	10.6	9.1	8.0	7.1	6.4	5.8	5.3	4.9	4.5	4.2	4.0	3.7	3.5
9.25	67.20	67.2	33.6	22.4	16.8	13.4	11.2	9.6	8.4	7.5	6.7	6.1	5.6	5.2	4.8	4.5	4.2	4.0	3.7
9.50	70.88	70.9	35.4	23.6	17.7	14.2	11.8	10.1	8.9	7.9	7.1	6.4	5.9	5.5	5.1	4.7	4.4	4.2	3.9
9.75	74.66	74.7	37.3	24.9	18.7	14.9	12.4	10.7	9.3	8.3	7.5	6.8	6.2	5.7	5.3	5.0	4.7	4.4	4.1
10.00	78.54	78.5	39.3	26.2	19.6	15.7	13.1	11.2	9.8	8.7	7.9	7.1	6.5	6.0	5.6	5.2	4.9	4.6	4.4





To find the area of bars larger than 10" diameter use the formula "π(3.14) x radius<sup>2</sup>". Take half the diameter (radius) multiply it by itself. Then multiply that by 3.14. **Example:** 20" bar. Half the diameter is 10". 10 x 10 = 100. 100 x 3.14 = 314 square inches.




# BLADE OPTIMIZATION


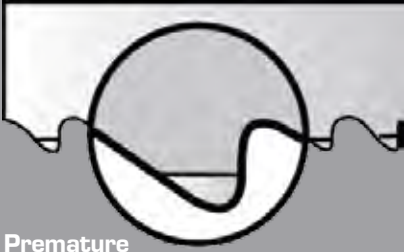





## USING METAL CHIPS TO TROUBLESHOOT




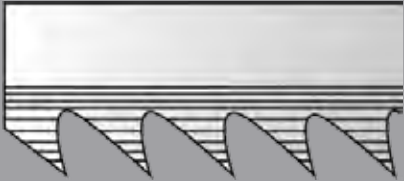


You can improve the productivity of your metal cutting operation by paying close attention to the chips made by the blade cutting through metal. This chart shows some of the common problems that can be discovered and solved by paying attention to chips

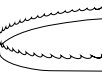
CHIP FORM	CHIP CONDITION	CHIP COLOR	BLADE SPEED	BLADE FEED RATE	OTHER
	Thick, Hard and Short	Blue or Brown	Decrease ↓	Decrease ↓	Check Cutting Fluid & Mix
	Thin and Curled	Silver	Suitable ✓	Suitable ✓	
	Powder	Silver	Decrease ↓	Increase ↑	
	Thin and Tightly Curled	Silver	Suitable ✓	Decrease ↓	Check Tooth Pitch



# BLADE PROBLEM SOLVING

Problem	Problem Cause	Solution
 <p><b>Premature Blade Breakage</b> Straight Break indicates fatigue</p>	<ul style="list-style-type: none"> <li>▼ Incorrect blade - teeth too coarse</li> <li>▼ Blade tension too high</li> <li>▼ Side guides too tight</li> <li>▼ Damaged or misadjusted blade guides</li> <li>▼ Excessive feed</li> <li>▼ Incorrect cutting fluid</li> <li>▼ Wheel diameter too small for blade</li> <li>▼ Blade rubbing on wheel flanges</li> <li>▼ Teeth in contact with work before starting saw</li> <li>▼ Incorrect blade speed</li> </ul>	<ul style="list-style-type: none"> <li>▼ Use finer tooth pitch</li> <li>▼ Reduce blade tension (see machine manual)</li> <li>▼ Check side guide clearance (see machine manual)</li> <li>▼ Check all guides for alignment/ damage</li> <li>▼ Reduce feed pressure</li> <li>▼ Check coolant</li> <li>▼ Use thinner blade</li> <li>▼ Adjust wheel alignment</li> <li>▼ Allow 1/2" clearance before starting cut</li> <li>▼ Increase or decrease blade speed</li> </ul>
 <p><b>Premature Dulling of Teeth</b></p>	<ul style="list-style-type: none"> <li>▼ Teeth pointing in wrong direction / blade mounted backwards</li> <li>▼ Improper or no blade break-in</li> <li>▼ Hard spots in material</li> <li>▼ Material work hardened</li> <li>▼ Improper coolant</li> <li>▼ Improper coolant concentration</li> <li>▼ Speed too high</li> <li>▼ Feed too light</li> <li>▼ Teeth too small</li> </ul>	<ul style="list-style-type: none"> <li>▼ Install blade correctly. If teeth are facing the wrong direction, flip blade inside out</li> <li>▼ Break in blade properly (Page 10)</li> <li>▼ Check for hardness or hard spots like scale or flame cut areas</li> <li>▼ Increase feed pressure</li> <li>▼ Check coolant type</li> <li>▼ Check coolant mixture</li> <li>▼ Check recommended blade speed (Page 34-35)</li> <li>▼ Increase feed pressure</li> <li>▼ Increase tooth size</li> </ul>
 <p><b>Inaccurate Cut</b></p>	<ul style="list-style-type: none"> <li>▼ Tooth set damage</li> <li>▼ Excessive feed pressure</li> <li>▼ Improper tooth size</li> <li>▼ Cutting fluid not applied evenly</li> <li>▼ Guides worn or loose</li> <li>▼ Insufficient blade tension</li> </ul>	<ul style="list-style-type: none"> <li>▼ Check for worn set on one side of blade</li> <li>▼ Reduce feed pressure</li> <li>▼ Check tooth size chart (Page 33)</li> <li>▼ Check coolant nozzles</li> <li>▼ Tighten or replace guides, check for proper alignment</li> <li>▼ Adjust to recommended tension</li> </ul>
 <p><b>Band Leading in Cut</b></p>	<ul style="list-style-type: none"> <li>▼ Over-feed</li> <li>▼ Insufficient blade tension</li> <li>▼ Tooth set damage</li> <li>▼ Guide arms loose or set too far apart</li> <li>▼ Chips not being cleaned from gullets</li> <li>▼ Teeth too small</li> </ul>	<ul style="list-style-type: none"> <li>▼ Reduce feed force</li> <li>▼ Adjust recommended tension</li> <li>▼ Check material for hard inclusions</li> <li>▼ Position arms as close to work as possible. Tighten arms.</li> <li>▼ Check chip brush</li> <li>▼ Increase tooth size</li> </ul>
 <p><b>Chip Welding</b></p>	<ul style="list-style-type: none"> <li>▼ Insufficient coolant flow</li> <li>▼ Wrong coolant concentration</li> <li>▼ Excessive speed and/or pressure</li> <li>▼ Tooth size too small</li> <li>▼ Chip brush not working</li> </ul>	<ul style="list-style-type: none"> <li>▼ Check coolant level and flow</li> <li>▼ Check coolant ratio</li> <li>▼ Reduce speed and/or pressure</li> <li>▼ Use coarser tooth pitch</li> <li>▼ Repair or replace chip brush</li> </ul>
 <p><b>Teeth Fracture</b> Back of tooth indicates work spinning in clamps</p>	<ul style="list-style-type: none"> <li>▼ Incorrect speed and/or feed</li> <li>▼ Incorrect blade pitch</li> <li>▼ Saw guides not adjusted properly</li> <li>▼ Chip brush not working</li> <li>▼ Work spinning or moving in vise</li> </ul>	<ul style="list-style-type: none"> <li>▼ Check cutting chart (Page 34-35)</li> <li>▼ Check tooth size chart (Page 33)</li> <li>▼ Adjust or replace saw guides</li> <li>▼ Repair or replace chip brush</li> <li>▼ Check bundle configuration/adjust vise pressure</li> </ul>
 <p><b>Irregular Break</b> Indicates material movement</p>	<ul style="list-style-type: none"> <li>▼ Indexing out of sequence</li> <li>▼ Material loose in vise</li> </ul>	<ul style="list-style-type: none"> <li>▼ Check proper machine movement</li> <li>▼ Check vise or clamp</li> </ul>

Problem	Problem Cause	Solution
 <p><b>Teeth Stripping</b></p>	<ul style="list-style-type: none"> <li>▼ Feed pressure too high</li> <li>▼ Tooth stuck in cut</li> <li>▼ Improper or insufficient coolant</li> <li>▼ Incorrect tooth size</li> <li>▼ Hard spots in material</li> <li>▼ Work spinning in vise - loose nest or bundle</li> <li>▼ Blade speed too slow</li> <li>▼ Blade teeth running backwards</li> <li>▼ Chip brush not working</li> </ul>	<ul style="list-style-type: none"> <li>▼ Reduce feed pressure</li> <li>▼ Do not enter old cut with a new blade</li> <li>▼ Check coolant flow and concentration</li> <li>▼ Check tooth size chart (Page 33)</li> <li>▼ Check material for hard inclusions</li> <li>▼ Check clamping pressure - be sure work is held firmly</li> <li>▼ Increase blade speed - see cutting chart (Page 34-35)</li> <li>▼ Reverse blade (turn inside out)</li> <li>▼ Repair or replace chip brush</li> </ul>
 <p><b>Wear on Back of Blades</b></p>	<ul style="list-style-type: none"> <li>▼ Excessive feed pressure</li> <li>▼ Insufficient blade tension</li> <li>▼ Back-up guide roll frozen, damaged, or worn</li> <li>▼ Blade rubbing on wheel flange</li> </ul>	<ul style="list-style-type: none"> <li>▼ Decrease feed pressure</li> <li>▼ Increase blade tension and readjust guides</li> <li>▼ Repair or replace back-up roll or guide</li> <li>▼ Adjust wheel cant</li> </ul>
 <p><b>Rough Cut</b> Washboard surface vibration and or chatter</p>	<ul style="list-style-type: none"> <li>▼ Dull or damaged blade</li> <li>▼ Incorrect speed or feed</li> <li>▼ Insufficient blade support</li> <li>▼ Incorrect tooth pitch</li> <li>▼ Insufficient coolant</li> </ul>	<ul style="list-style-type: none"> <li>▼ Replace with new blade</li> <li>▼ Increase speed or decrease feed</li> <li>▼ Move guide arms as close as possible to the work</li> <li>▼ Use finer pitch blade</li> <li>▼ Check coolant flow</li> </ul>
 <p><b>Wear Lines, Loss of Set</b></p>	<ul style="list-style-type: none"> <li>▼ Saw guide inserts or wheel flange are riding on teeth</li> <li>▼ Insufficient blade tension</li> <li>▼ Hard spots in material</li> <li>▼ Back-up guide worn</li> </ul>	<ul style="list-style-type: none"> <li>▼ Check machine manual for correct blade width</li> <li>▼ Tension blade properly</li> <li>▼ Check material for inclusions</li> <li>▼ Replace guide</li> </ul>
 <p><b>Twisted Blade</b> Profile sawing</p>	<ul style="list-style-type: none"> <li>▼ Blade binding in cut</li> <li>▼ Side guides too tight</li> <li>▼ Radius too small for blade width</li> <li>▼ Work not firmly held</li> <li>▼ Erratic coolant flow</li> <li>▼ Excessive blade tension</li> </ul>	<ul style="list-style-type: none"> <li>▼ Decrease feed pressure</li> <li>▼ Adjust side guide gap</li> <li>▼ Use narrower blade</li> <li>▼ Check clamping pressure</li> <li>▼ Check coolant nozzles</li> <li>▼ Decrease blade tension</li> </ul>
 <p><b>Blade Wear</b> Teeth blued</p>	<ul style="list-style-type: none"> <li>▼ Incorrect blade</li> <li>▼ Incorrect feed or speed</li> <li>▼ Improper or insufficient coolant</li> </ul>	<ul style="list-style-type: none"> <li>▼ Use coarser tooth pitch</li> <li>▼ Increase feed or decrease speed</li> <li>▼ Check coolant flow</li> </ul>





M. K. MORSE REVOLUTION THIN KERF  
**CIRCULAR SAW BLADES**

**BLADE TYPE**

Thin Kerf Cermet  
Tipped Industrial  
Circular Saw Blades

Thin Kerf Carbide  
Tipped Industrial  
Circular Saw Blades

**APPLICATION**

Cermet tipped blades are optimized for carbon and high alloy steels.

Carbide tipped blades are optimized for stainless steel, high alloy steel, and aluminum.



# INDUSTRIAL THIN KERF CIRCULAR



Cut through steel, carbon, stainless, aluminum, and high alloy steel faster than ever. Unique combinations of metallurgy and blade configurations are tailored for peak performance in specific applications.

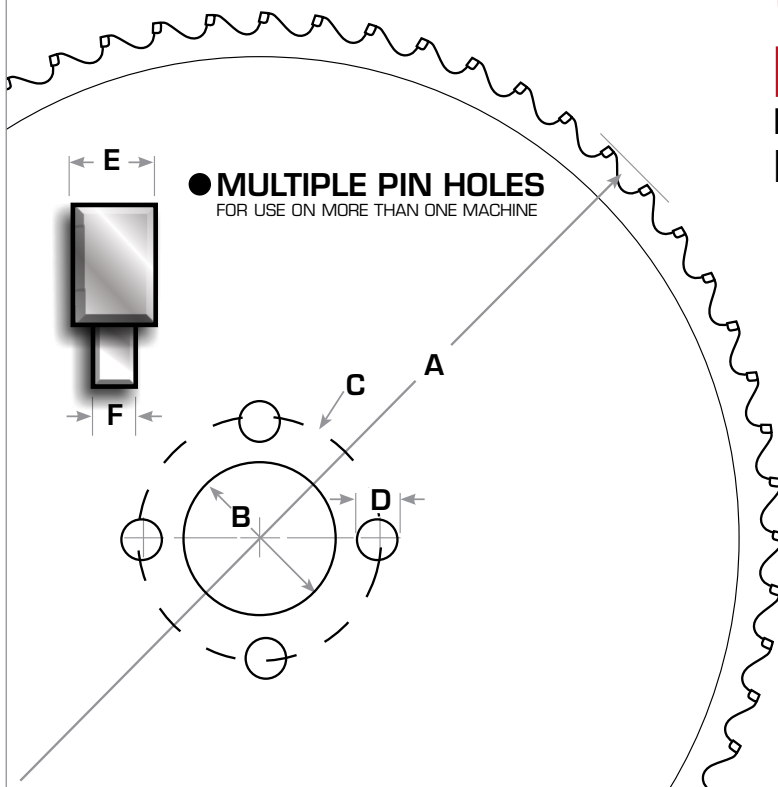
MADE IN U.S.A.



## FEATURES & BENEFITS

- ▼ Ferrous and non-ferrous metal cutting
- ▼ Efficient cutting For 1/2" to 6" diameter
- ▼ Most effective In solids

**THIN KERF CERMET TIP CIRCULAR SAW BLADES PROVIDE THE ULTIMATE PERFORMANCE IN CUTTING SOLUTIONS FOR HIGH VOLUME CUTTING**



- A BLADE DIAMETER
- B ARBOR DIAMETER
- C PIN HOLE
- D PIN HOLE DIAMETER
- E KERF WIDTH
- F PLATE THICKNESS



# INDUSTRIAL THIN KERF CIRCULAR



## THIN KERF CERMET TIPPED S TYPE

Morse Revolution blades are high performance industrial circular saw blades specifically engineered for use with thin kerf metal cutting industrial circular saw machines. Cermet tipped blades are optimized for carbon and high alloy steels. Made for cutting solids from 1/2 to 6 inches depending on machine model and blade diameter.

### APPLICATIONS

- ▼ Carbon steels
- ▼ High alloy steels

### BENEFITS

- ▼ Less material waste
- ▼ Consistent quality
- ▼ No resharping
- ▼ Long Life
- ▼ Fast Cutting
- ▼ Superior Finish

Model #	Part #	Diameter	Inner Diameter	Kerf	Teeth Count	Pin Hole	Machine Example
ICTNK25054SB	201308	250mm	32mm	2.0mm	54	4/11/63 and 4/9/50	Tsune Nishijimax Katso ( <i>Wagner</i> ) Exact Cut
ICTNK25072SB	201346	250mm	32mm	2.0mm	72		
ICTNK25080SB	201360	250mm	32mm	2.0mm	80		
ICTNK250100SB	201544	250mm	32mm	2.0mm	100		
ICTNK28560SB	201384	285mm	32mm	2.0mm	60	4/11/63 and 4/9/50	Everising Tsune Nishijimax Katso
ICTNK28572SB	201551	285mm	32mm	2.0mm	72		
ICTNK28580SB	201407	285mm	32mm	2.0mm	80		
ICTNK285100SB	201568	285mm	32mm	2.0mm	100		
ICTS360100SB	200332	285mm	50mm	2.74mm	100	4/14/80	Tsune Kaltenbach Katso
ICAM36060SB	200356	360mm	40mm	2.74mm	60	4/11/90	Amada Everising Mega Missler Daito / Delta Behringer
ICAM36080SB	200370	360mm	40mm	2.74mm	80		
ICAM360100SB	200394	360mm	40mm	2.74mm	100		
ICNT36060SB	201506	360mm	50mm	2.74mm	60	4/14/80 and 4/16/80	Tsune Nishijimax Kaltenbach Katso Endo
ICNT36080SB	201513	360mm	50mm	2.74mm	80		
ICNT360100SB	201520	360mm	50mm	2.74mm	100		
ICTS42060SB	200349	420mm	50mm	2.74mm	60	4/16/80	Tsune Endo
ICTS42080SB	200363	420mm	50mm	2.74mm	80		
ICNI46040SB	202008	460mm	50mm	2.74mm	40	4/16/80 and 4/21/90	Nishijimax Amada Everising
ICNI46060SB	202015	460mm	50mm	2.74mm	60		
ICNI46080SB	202022	460mm	50mm	2.74mm	80		
ICNI460100SB	202039	460mm	50mm	2.74mm	100		





**THIN KERF CARBIDE TIPPED C TYPE**

Morse Revolution blades are high performance circular saw blades specifically engineered for use with thin kerf metal cutting industrial circular saw machines. Carbide tipped blades are optimized for stainless steel, high alloy steel, and aluminum. Made for cutting solids from 1/2 to 6 inches depending on machine model and blade diameter.

**APPLICATIONS**

- ▼ Stainless steels
- ▼ High alloy steels
- ▼ Aluminum

**BENEFITS**

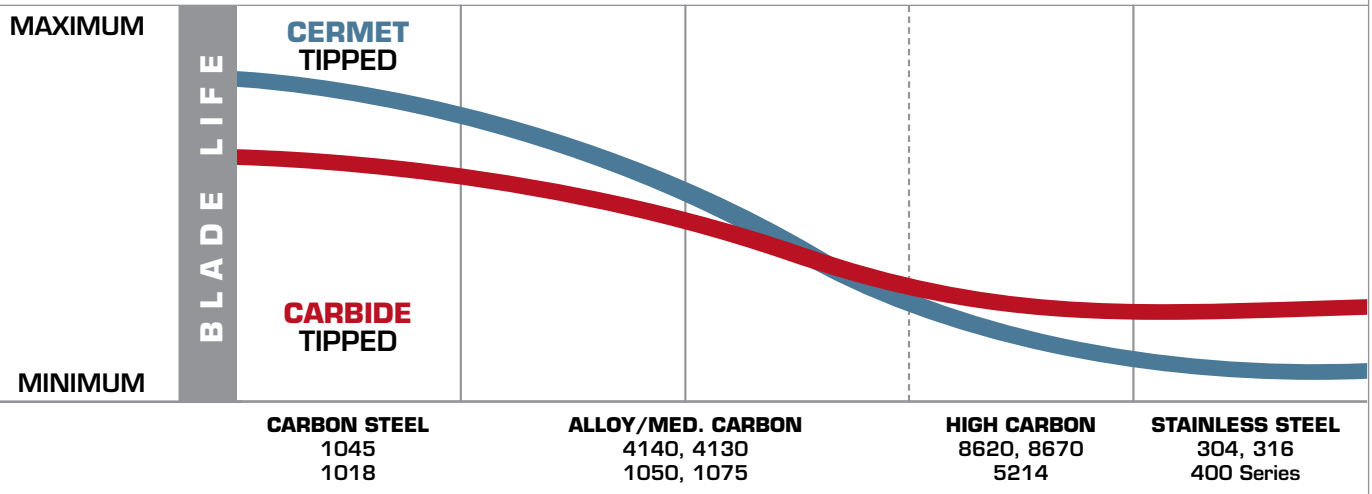
- ▼ Less material waste
- ▼ Consistent quality
- ▼ No resharpening
- ▼ Long Life
- ▼ Fast Cutting
- ▼ Superior Finish

Model #	Part #	Diameter	Inner Diameter	Kerf	Teeth Count	Pin Hole	Machine Example
ICTNK25080CB	203067	250mm	32mm	2.03mm	80	4/11/63 and 4/9/50	Tsune Nishijimax Katso ( <i>Wagner</i> ) Exact Cut
ICTNK28580CB	203005	285mm	32mm	2.03mm	80	4/11/63 and 4/9/50	Everising Tsune Nishijimax Katso
ICNT36060CB	203012	360mm	50mm	2.74mm	60	4/14/80 and 4/16/80	Tsune Kaltenback Katso
ICNT36080CB	203036	360mm	50mm	2.74mm	80		
ICNT360100CB	203074	360mm	50mm	2.74mm	100		
ICAM36060CB	203081	360mm	40mm	2.74mm	60	4/11/90	Amada Everising Mega Daito / Delta Behringer
ICAM36080CB	203029	360mm	40mm	2.74mm	80		
ICTS42060CB	203043	420mm	50mm	2.74mm	60	4/16/80	Tsune Endo
ICNI46060CB	203050	460mm	50mm	2.74mm	60	4/16/80 and 4/21/90	Nishijimax Amada Everising



# THIN KERF INDUSTRIAL CIRCULAR

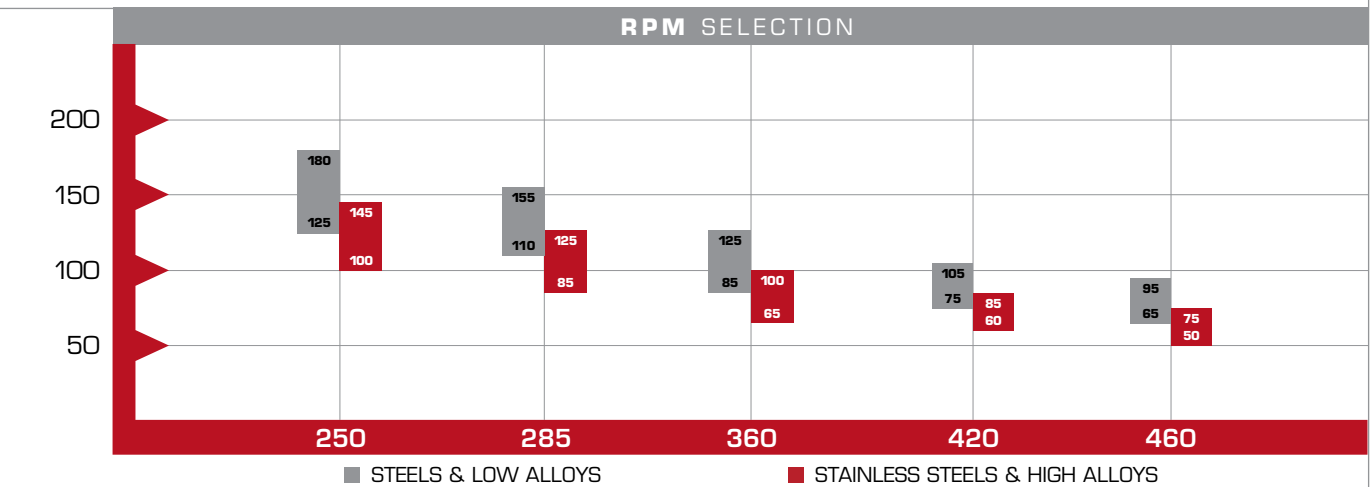
## BLADE TYPE SELECTION GUIDE

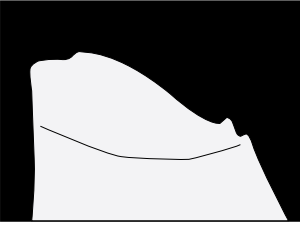

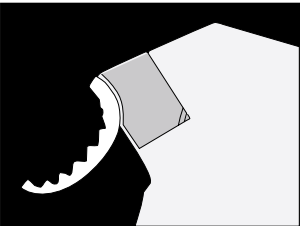


## BLADE TOOTH SELECTION GUIDE

BLADE TYPE Inches	BLADE TYPE mm	TOOTH	MATERIAL DIAMETER INCHES/METRIC															
			3/8	1/2	1	1 1/8	1 1/2	2	2 1/2	3 1/8	3 1/2	3 3/8	4 1/8	4 1/2	5 1/8	5 1/2	6	
			10	20	30	40	50	60	70	80	90	100	110	120	130	140	150	
250	64	54																
		72																
		80																
285	72	60																
		80																
		100																
360	91	60																
		80																
		100																
420	107	60																
		80																
		100																
460	118	60																
		80																
		100																

## RPM SELECTION GUIDE



PROBLEM	PROBLEM CAUSE	SOLUTION
Teeth stripping 	Incorrect blade selection	Select a blade with larger gullet space Select a blade with less number of tips
	Excessive cutting speed	Refer to the cutting conditions chart
	Excessive chip load	Refer to the cutting conditions chart
	Excessive wear at the cutting edge	Check for the integrity of the chip groove Direct mist on to the cutting edge
	Low clamp/vise pressure	Increase hydraulic pressure up to specified level
Gullet clogging 	Incorrect blade selection	Select a blade with larger gullet space Select a blade with less number of tips
	Insufficient coolant	Increase coolant rate until cut surface is wet
	See chip welding	
Chip welding 	Incorrect cutting conditions	Check RPM Increase RPM if it is below the recommended Check chip load Increase chip load if it is below recommended
	Insufficient coolant	Check coolant rate Increase coolant rate Check orientation of outlet nozzle Check chip brush Adjust or replace chip brush if necessary
	Damaged tip	Check the tip for physical damages Run if necessary at reduced chip load
	Excessive wear at the cutting edge	Increase coolant and air flow Run at low RPM
Out of square cuts	High or low plate tension	Remove the blade
	Chamfer imbalance	Remove the blade
Billet weight not holding	Machine malfunction	Check/ clean the feed sensors
Ripples on the cut surface	Low or high plate tension	Remove the blade
	Insufficient coolant	Insufficient coolant
	Out of square machine	Check cleanliness of jaws Check squareness of jaws Check feeding mechanism & sensors





M. K. MORSE

## POWER TOOL ACCESSORIES

<b>BLADE TYPE</b>	<b>APPLICATION</b>
Bi-Metal Hole Saws	Engineered for optimized cutting performance and life. Exceptional durability yields cost-per-cut savings over other saws when cutting stainless steel, steel, machinable metals, nail-embedded woods & plastics.
Carbide Tipped Hole Cutters	Precision ground for clean, fast cuts. Cuts stainless steel, sheet metal, pipe & conduit, aluminum, plastics.
Spade Bits	Wood, plastic, plywood, formica. Fast, deep cutting at any angle.
Self Feeding Wood Bits	Precision ground for extremely fast, accurate boring in woods, composites and plastics.
Step Drills	Step drills are ideal for drilling repetitive holes by electrical contractors, sheet metal workers, and auto mechanics.
Double Cut Auger Bits	Premium double fluted auger bits provide excellent deep boring in wood and nail-embedded wood applications. Precision ground, heat-treated and tempered cutting edges cut through nails.
Arbors	Durable, heavy-duty, carbon steel arbors come complete with pilot drills. Adapt Morse hole saws to any power drill used by professionals.
Reciprocating Saw Blades	Offering the longest lasting reciprocating blades available, M. K. Morse reciprocating blades cut more smoothly, more accurately and deliver greater cost savings per cut.
Metal Cutting Circular Saw Blades	Cut through steel and other tough metals faster than ever. Unique combinations of metallurgy and blade configurations are tailored for peak performance in specific applications.
Portable Band Saw Blades	Long lasting premium blades offer fast cutting with reduced wear and breakage.
Jig Saw Blades	These safe, smooth-cutting blades cut quickly through a wide variety of materials. All are available in different shank configurations to fit various saw models
Hack Saw Blades And Frames	Used to cut pipe, tubing, solids, wood, plastic or any machinable metal. Increased heat and wear resistance for long life. Flexible to prevent shattering during use.

# POWER TOOL ACCESSORIES



MADE IN U.S.A.



## WE HELP POWER TOOLS DO THEIR JOB BETTER

Our whole business is making saw blades for professionals. We make blades that last longer, cut smoother and do every conceivable cutting job. We make them for plumbers, electricians, carpenters, roofers, sheet metal workers, and anyone who uses power tools.

We make it our job to never, ever, let these people down. Toward this end we've continually invested in better research and development, better manufacturing processes, better raw materials and better warehousing facilities. The result is a wide-ranging product line that offers professionals blades that work better and last longer.





M. K. MORSE

## HOLE CUTTING & BORING TOOLS

<b>BLADE TYPE</b>	<b>APPLICATION</b>
Bi-Metal MHS and MHSA Hole Saws	Engineered for optimized cutting performance and life. Exceptional durability yields cost-per-cut savings over other saws when cutting stainless steel, steel, machinable metals, nail-embedded woods & plastics.
Tungsten Carbide Tipped MHST Hole Saws	Nail free wood, plastic, fiberglass, drywall, fiberboard, plaster, acoustic tile, countertops. Coarser tooth pitch than bimetal hole saws for very fast cutting in soft abrasive material. Not recommended for pipe.
Tungsten Carbide Grit Edge MHSG Hole Saws	For use in hard or abrasive material. Cement, brick, cinder block, cement board, plaster with lath, unglazed ceramics, fiberglass, composites, computer flooring, acoustic tile.
Diamond Grit Edge Hole Saws	Extremely hard or brittle materials where cut finish is important. Use with granite (stone), ceramic tile, glass block, architectural stone, brick (masonry), cast iron, laminate flooring.
Carbide Tipped Hole Cutters	Precision ground for clean cuts. Cuts stainless steel, sheet metal, pipe & conduit, aluminum, plastics.
Spade Bits	Wood, plastic, plywood, formica. Fast, deep cutting at any angle.
Step Drills	Sheet metal, plastic/plexiglass, PVC, composition board. Use to drill new holes or enlarge existing holes. Commonly used in electrical and automotive applications. Also use to deburr in auto rust proofing.
Double Cut Auger Bits	Excellent for deep boring in wood and nail embedded wood. Applications include landscaping timbers, plumbing & electrical installation, log & timber frame construction.
Self Feeding Wood Bits	Precision ground for extremely fast, accurate boring in woods, composites and plastics.



# HOLE CUTTING & BORING TOOLS

## INTRODUCING...

The ALL-NEW Advanced Bi-Metal Hole Saw by Morse  
Our latest sawing innovation replaces all current  
Morse bi-metal hole saw solutions into one, simple  
optimized powerhouse.

## FEATURES & BENEFITS

### PATENT PENDING **TOOTH SET DESIGN**

- ▼ Optimized to Remove Material Faster

### NEW **CAP**

- ▼ Reduces Runout and Vibration

### PREMIUM M42 HIGH SPEED STEEL

### **CUTTING EDGE, 8% COBALT**

- ▼ Over 2X the Life of Our AV Model

### CUTTING **DEPTH**

- ▼ Increased 18% Over Our AV Model

### HEAVY DUTY **.050 SIDE WALL**


- ▼ For Greater Stability

### NEW **SIDE SLOT**

- ▼ Increased Leverage for Faster, Easier Slug Removal

### NEW **EXTERIOR RED COATING**

- ▼ Reduces Side Wall Friction for Efficient Cutting




MADE IN U.S.A.



THE **BEST**  
PERFORMING  
BI-METAL  
HOLE SAW  
**ANYWHERE!**



# HOLE CUTTING & BORING TOOLS



## MORSE HOLE SAWS

The ALL-NEW Advanced Bi-Metal Hole Saw by Morse. Our latest sawing innovation replaces all current Morse bi-metal hole saw solutions into one, simple optimized powerhouse. Arbor required.

### APPLICATIONS

- ▼ Wood
- ▼ Plastic
- ▼ Machinable metals
- ▼ Stainless steel alloys
- ▼ Nail-embedded wood

### BENEFITS

- ▼ Optimized to remove material faster
- ▼ New cap reduces runout and vibration
- ▼ Premium M42 high speed steel
- ▼ 1 15/16" (49.2 mm) cutting depth
- ▼ New side slot for increased leverage for faster, easier slug removal

DIAMETER		BOX MORSE HOLE SAW		CLAM MORSE HOLE SAW	
SIZE	MM	Model	Part	Model	Part
9/16"	14	MHS09	177092	MHS09C	178099
5/8"	16	MHS10	177108	MHS10C	178105
	16	MHS105	177511	MHS105C	178518
1 1/16"	17	MHS11	177115	MHS11C	178112
3/4"	19	MHS12	177122	MHS12C	178129
	20	MHS125	177559	MHS125C	178556
13/16"	21	MHS13	177139	MHS13C	178136
7/8"	22	MHS14	177146	MHS14C	178143
15/16"	24	MHS15	177153	MHS15C	178150
	25	MHS155	177573	MHS155C	178570
1"	25	MHS16	177160	MHS16C	178167
1 1/16"	27	MHS17	177177	MHS17C	178174
1 1/8"	29	MHS18	177184	MHS18C	178181
	30	MHS185	177597	MHS185C	178594
1 3/16"	30	MHS19	177191	MHS19C	178198
1 1/4"	32	MHS20	177207	MHS20C	178204
	32	MHS205	177658	MHS205C	178655
1 5/16"	33	MHS21	177214	MHS21C	178211
1 3/8"	35	MHS22	177221	MHS22C	178228
	35	MHS225	177696	MHS225C	178693
1 7/16"	37	MHS23	177238	MHS23C	178235
1 1/2"	38	MHS24	177245	MHS24C	178242
1 3/8"	40	MHS25	177252	MHS25C	178259
	40	MHS255	177733	MHS255C	178730
1 5/8"	41	MHS26	177269	MHS26C	178266
1 11/16"	43	MHS27	177276	MHS27C	178273
1 3/4"	44	MHS28	177283	MHS28C	178280
	45	MHS285	177740	MHS285C	178747
1 13/16"	46	MHS29	177290	MHS29C	178297






SIZE	DIAMETER		BOX MORSE HOLE SAW		CLAM MORSE HOLE SAW	
	MM	Model	Part	Model	Part	
1 7/8"	48	MHS30	177306	MHS30C	178303	
	50	MHS315	177313	MHS315C	178310	
2"	51	MHS32	177320	MHS32C	178327	
2 1/16"	52	MHS33	177337	MHS33C	178334	
2 1/8"	54	MHS34	177344	MHS34C	178341	
	55	MHS345	177351	MHS345C	178358	
2 1/4"	57	MHS36	177368	MHS36C	178365	
2 5/16"	59	MHS37	177375	MHS37C	178372	
2 3/8"	60	MHS38	177382	MHS38C	178389	
	62	MHS385	177399	MHS385C	178396	
2 1/2"	64	MHS40	177405	MHS40C	178402	
2 9/16"	65	MHS41	177412	MHS41C	178419	
2 5/8"	67	MHS42	177429	MHS42C	178426	
	68	MHS425	177436	MHS425C	178433	
2 3/4"	70	MHS44	177443	MHS44C	178440	
2 7/8"	73	MHS46	177467	MHS46C	178464	
	75	MHS475	177474	MHS475C	178471	
3"	76	MHS48	177481	MHS48C	178488	
3 1/8"	79	MHS50	177504	MHS50C	178501	
3 1/4"	83	MHS52	177528	MHS52C	178525	
3 3/8"	86	MHS54	177542	MHS54C	178549	
3 1/2"	89	MHS56	177566	MHS56C	178563	
3 5/8"	92	MHS58	177580	MHS58C	178587	
3 3/4"	95	MHS60	177603	MHS60C	178600	
3 7/8"	98	MHS62	177627	MHS62C	178624	
	100	MHS63	177634	MHS63C	178631	
4"	102	MHS64	177641	MHS64C	178648	
4 1/8"	105	MHS66	177665			
4 1/4"	108	MHS68	177689			
4 3/8"	111	MHS70	177702			
4 1/2"	114	MHS72	177726			
4 3/4"	121	MHS76	177764			
5"	127	MHS80	177801			
5 1/4"	133	MHS84	177849			
5 1/2"	140	MHS88	177887			
5 3/4"	146	MHS92	177924			
6"	152	MHS96	177962			
6 3/8"	162	MHS104	177498			
6 5/8"	168	MHS106	177535			



# HOLE CUTTING & BORING TOOLS



## MORSE HOLE SAWS WITH ARBOR

The ALL-NEW Advanced Bi-Metal Hole Saw by Morse. Our latest sawing innovation replaces all current Morse bi-metal hole saw solutions into one, simple optimized powerhouse.

### APPLICATIONS

- ▼ Wood
- ▼ plastic
- ▼ machinable metals
- ▼ stainless steel alloys
- ▼ nail-embedded wood

### BENEFITS

- ▼ Optimized to remove material faster
- ▼ New cap reduces runout and vibration
- ▼ Premium M42 high speed steel
- ▼ 1 15/16" (49.2 mm) cutting depth
- ▼ New side slot for increased leverage for faster, easier slug removal

SIZE	DIAMETER		CLAM MORSE HOLE SAW	
		MM	Model	Part
9/16"		14	MHSA09C	116091
5/8"		16	MHSA10C	116107
		16	MHSA105C	116671
1 1/16"		17	MHSA11C	116114
3/4"		19	MHSA12C	116121
		20	MHSA125C	116688
13/16"		21	MHSA13C	116138
7/8"		22	MHSA14C	116145
15/16"		24	MHSA15C	116152
		25	MHSA155C	116695
1"		25	MHSA16C	116169
1 1/16"		27	MHSA17C	116176
1 1/8"		29	MHSA18C	116183
		30	MHSA185C	116701
1 3/16"		30	MHSA19C	116190
1 1/4"		32	MHSA20C	116206
		32	MHSA205C	116725
1 5/16"		33	MHSA21C	116213
1 3/8"		35	MHSA22C	116220
		35	MHSA225C	116749
1 7/16"		37	MHSA23C	116237
1 1/2"		38	MHSA24C	116244
1 9/16"		40	MHSA25C	116251
		40	MHSA255C	116763
1 5/8"		41	MHSA26C	116268
1 11/16"		43	MHSA27C	116275
1 3/4"		44	MHSA28C	116282
		45	MHSA285C	116770
1 13/16"		46	MHSA29C	116299





SIZE	DIAMETER		CLAM MORSE HOLE SAW	
		MM	Model	Part
1 7/8"		48	MHSA30C	116305
		50	MHSA315C	116787
2"		51	MHSA32C	116329
2 1/16"		52	MHSA33C	116336
2 1/8"		54	MHSA34C	116343
		55	MHSA345C	116794
2 1/4"		57	MHSA36C	116367
2 5/16"		59	MHSA37C	116374
2 3/8"		60	MHSA38C	116381
2 1/2"		64	MHSA40C	116404
2 9/16"		65	MHSA41C	116411
2 5/8"		67	MHSA42C	116428
		68	MHSA425C	116817
2 3/4"		70	MHSA44C	116442
2 7/8"		73	MHSA46C	116466
		75	MHSA475C	116831
3"		76	MHSA48C	116480
3 1/8"		79	MHSA50C	116503
3 1/4"		83	MHSA52C	116527
3 3/8"		86	MHSA54C	116541
3 1/2"		89	MHSA56C	116565
3 5/8"		92	MHSA58C	116589
3 3/4"		95	MHSA60C	116602
3 7/8"		98	MHSA62C	116626
		100	MHSA63C	116633
4"		102	MHSA64C	116640



# HOLE CUTTING & BORING TOOLS

## MORSE BI-METAL HOLE SAWS KITS

### BENEFITS

- ▼ Cutting depth: 1-15/16" (49.2mm)
- ▼ Arbors included
- ▼ Grouped in most commonly used sizes
- ▼ Standard shipping Pack: 1



### 8 PC. ELECTRICIAN HOLE SAW KIT

MHS02E / 177771  
 Entrance sizes to 2"  
 Saws: 7/8", 1 1/8", 1 3/8", 1 3/4", 2", 2 1/2"  
 Arbors: MA34, MA45PS



### 13 PC. MASTER ELECTRICIAN HOLE SAW KIT

MHS08E / 177757  
 Entrance sizes to 4"  
 Saws: 7/8", 1 1/8", 1 3/8", 1 3/4", 2", 2 1/2", 3", 3 5/8", 4 1/8", 4 1/2"  
 Arbors: MA24, MA34, MA45PS



### 29 PC. ELECTRICIANS COMBINATION HOLE SAW KIT

MHSELE01 / 177894  
 16 bi-metal and 9 carbide tipped hole saws in a broad range of sizes used by electricians.  
 Bi-Metal: 3/4", 7/8", 1", 1 1/8", 1 1/4", 1 3/8", 1 1/2", 1 3/4", 2", 2 1/2", 2 5/8", 3", 3 5/8", 4 1/8", 4 1/2", 4 3/4"  
 Carbide Tip: 3/4", 7/8", 1 1/8", 1 3/8", 1 1/2", 1 3/4", 2", 2 1/4", 2 1/2"  
 Arbors: MA34, MA35PS / Pilot Drill: (2) MAPD301



### 8 PC. PLUMBER HOLE SAW KIT

MHS04P / 177795  
 Pipe tap sizes for pipe through 2"  
 Saws: 3/4", 7/8", 1 1/8", 1 1/2", 1 3/4", 2 1/4"  
 Arbors: MA34, MA45PS



### 15 PC. MASTER PLUMBER HOLE SAW KIT

MHS16P / 177818  
 Common industrial plumbing and electrical jobs on pipe and conduit through 4 1/2".  
 Saws: 3/4", 7/8", 1 1/8", 1 1/2", 1 3/4", 2 1/4", 2 9/16", 3", 3 1/2", 4", 4 1/4", 4 1/2"  
 Arbors: MA34, MA45PS  
 Pilot Drill: (2) MAPD301



### 26 PC. PLUMBING COMBINATION HOLE SAW KIT

MHSPLU01 / 177900  
 13 bi-metal and 9 carbide grit hole saws in a broad range of sizes used by plumbers.  
 Bi-Metal: 3/4", 7/8", 1 1/8", 1 1/2", 1 3/4", 2 1/8", 2 1/4", 2 9/16", 3", 3 1/2", 4", 4 1/4", 4 1/2"  
 Carbide Grit: 3/4", 7/8", 1 1/8", 1 3/8", 1 1/2", 1 3/4", 2", 2 1/4", 2 1/2"  
 Arbors: MA24, MA45PS / Pilot Drill: (2) MAPD301CT (2) MAPD301



### 8 PC. UTILITY HOLE SAW KIT

MHS03U / 177832  
 6 Commonly used hole saws for general purpose use.  
 Saws: 3/4", 7/8", 1 1/8", 1 1/2", 1 3/4", 2 1/2"  
 Arbors: MA34, MA45PS





**7 PC. MECHANIC HOLE SAW KIT**

MHS05M / 116916  
Most popular hole saw sizes for construction, industrial and automotive jobs.  
Saws: 3/4", 7/8", 1", 1 1/8", 1 1/4", 1 1/2",  
Arbors: MA34  
Adapter Nut: RM44N



**11 PC. MAINTENANCE HOLE SAW KIT**

MHS100 / 177825  
Common industrial plumbing and electrical jobs on pipe and conduit through 4".  
3/4", 7/8", 1 1/8", 1 3/8", 1 1/2", 1 3/4", 2", 2 1/4", 2 1/2", 3", 3 1/4", 3 5/8", 3 3/4", 4 1/4", 4 1/2"  
Arbors: MA24, MA34, MA45PS



**14 PC. INDUSTRIAL HOLE SAW KIT**

MHS08I / 177863  
Common industrial plumbing and electrical applications  
Saws: 3/4", 7/8", 1", 1 1/4", 1 3/8", 1 1/2", 1 3/4", 2", 2 1/4", 2 1/2", 3"  
Arbors: MA34, MA45PS  
Extension: ME12



**19 PC. INDUSTRIAL HOLE SAW KIT**

MHS06I / 177870  
Common industrial plumbing and electrical jobs on pipe and conduit through 4".  
Saws: 3/4", 7/8", 1 1/8", 1 3/8", 1 1/2", 1 3/4", 2", 2 1/4", 2 1/2", 3", 3 1/4", 3 5/8", 3 3/4", 4 1/4", 4 1/2"  
Arbors: MA24, MA34, MA45PS / Extension: ME12



**24 PC. PROFESSIONAL TRADESMAN HOLE SAW KIT**

MHS23M / 177788  
Common industrial plumbing and electrical jobs on pipe and conduit through 4-1/2".  
Saws: 3/4", 7/8", 1", 1 1/8", 1 3/8", 1 1/2", 1 3/4", 2", 2 1/8", 2 1/4", 2 1/2", 2 5/8", 3", 3 1/4", 3 3/8", 3 5/8", 3 3/4", 4 1/8", 4 1/2", 4 3/4"  
Arbors: MA34, MA45PS  
Pilot Drill: (2) MAPD301  
Extension: ME12



**8 PC. LOCKSMITH HOLE SAW KIT**

MHS02L / 177856  
Sizes for installation of popular locks, deadbolts, etc.  
Saws: 7/8", 1", 1 1/4", 1 1/2", 1 3/4", 2 1/8"  
Arbors: MA34, MA45PS



**4 PC. LOCK INSTALL HOLE SAW KIT**

MHSALKIT1 / 116909  
The 2 most popular sizes for lock installation to assure accurate installation in wood or metal doors.  
Saws: 1", 2 1/8"  
Arbors: MA34  
Adapter Nut: M44N01  
Adjustable Resin Template  
Packed: 1 Kit per card, 2 per standard pack



# HOLE CUTTING & BORING TOOLS



## TUNGSTEN CARBIDE GRIT

### TUNGSTEN CARBIDE GRIT HOLE SAWS

Long-lasting choice for very hard abrasive materials. These hole saws create clean holes in materials too hard or abrasive for standard bi-metal saws, or so thin they would strip bi-metal or chip carbide teeth. Cutting depth of 1 <sup>15</sup>/<sub>16</sub>" (49.2 mm). Arbor required.

#### APPLICATIONS

- ▼ Acoustic tile,
- ▼ Brick
- ▼ Cast iron
- ▼ Cement board
- ▼ Ceramics
- ▼ Cinderblock
- ▼ Composites
- ▼ Computer flooring
- ▼ Fiberglass
- ▼ Hardened steel
- ▼ Particleboard
- ▼ Asbestos board
- ▼ Formica

#### BENEFITS

- ▼ Super resistance to heat, wear and abrasion with shock resistant back
- ▼ Tungsten carbide grains are bonded to alloy backs with a gulletted snag resistant edge
- ▼ CT pilot drill recommended for masonry type materials

DIAMETER INCHES	MM	MODEL #	COMP #	PIPE TAP SIZE INCHES	PIPE ENT. SIZE INCHES
3/4"	19	MHSG12	216128	1/2"	3/8"
3/16"	21	MHSG13	216135		
7/8"	22	MHSG14	216142	3/4"	1/2"
15/16"	24	MHSG15	216159		
1"	25	MHSG16	216166		
1 1/16"	27	MHSG17	216173		
1 1/8"	29	MHSG18	216180	1	3/4"
1 3/16"	30	MHSG19	216197		
1 1/4"	32	MHSG20	216203		
1 5/16"	33	MHSG21	216210		
1 3/8"	35	MHSG22	216227		1
1 7/16"	37	MHSG23	216234		
1 1/2"	38	MHSG24	216241		
1 9/16"	40	MHSG25	216258		
1 5/8"	41	MHSG26	216265		
1 11/16"	43	MHSG27	216272		
1 3/4"	44	MHSG28	216289	1 1/2"	1 1/4"
1 13/16"	46	MHSG29	216296		
1 7/8"	48	MHSG30	216302		
2	51	MHSG32	216326		1 1/2"
2 1/16"	52	MHSG33	216333		
2 1/8"	54	MHSG34	216340		
2 1/4"	57	MHSG36	216364	2	
2 5/16"	59	MHSG37	216371		
2 3/8"	60	MHSG38	216388		
2 1/2"	64	MHSG40	216401		2
2 9/16"	65	MHSG41	216418		

DIAMETER INCHES	MM	MODEL #	COMP #	PIPE TAP SIZE INCHES	PIPE ENT. SIZE INCHES
2 5/8"	67	MHSG42	216425	2 1/2"	
2 3/4"	70	MHSG44	216449		
2 7/8"	73	MHSG46	216463		
3"	76	MHSG48	216487		2 1/2"
3 1/8"	79	MHSG50	216500		
3 1/4"	83	MHSG52	216524	3	
3 3/8"	86	MHSG54	216548		
3 1/2"	89	MHSG56	216562		
3 5/8"	92	MHSG58	216586		3
3 3/4"	95	MHSG60	216609	3 1/2"	
3 7/8"	98	MHSG62	216623		
4"	102	MHSG64	216647		
4 1/8"	105	MHSG66	216661		3 1/2"
4 1/4"	108	MHSG68	216685	4	
4 3/8"	111	MHSG70	216708		
4 1/2"	114	MHSG72	216722		4
4 3/4"	121	MHSG76	216760	4 1/2"	
5"	127	MHSG80	216807		
5 1/2"	140	MHSG88	216883		
5 3/4"	146	MHSG92	216920		
6"	152	MHSG96	216968		
6 3/8"	162	MHSG104	216975		
6 5/8"	168	MHSG106	216982		
6 7/8"	174	MHSG110	216999		







## DIAMOND GRIT™

### DIAMOND GRIT HOLE SAWS

Provides longer life and faster cutting in these materials than the conventional carbide grit hole saws and reciprocating saw blades.

#### APPLICATIONS

- ▼ Granite (stone)
- ▼ Ceramic Tile
- ▼ Glass Block
- ▼ Brick (masonry)
- ▼ Cast Iron
- ▼ Laminate Flooring

#### BENEFITS

- ▼ Industrial Diamond Grit brazed to hardened and tempered alloy body.
- ▼ Fast and easy cutting of abrasive materials.
- ▼ Finish cut edges are smooth and clean.
- ▼ Hollow core center keeps hole saw centered
- ▼ Side slots allow for fast removal of material

DIAMETER		MODEL #	COMPUTER #	Pipe Tap Size Inches	Pipe Ent. Size Inches
INCHES	MM				
3/16"	4.8	DGM03C	129152		
1/4"	6	DGM04C	129169		
5/16"	8	DGM05C	129176		
3/8"	9.5	DGM06C	129183		
1/2"	12.7	DGM08C	129190		
5/8"	16	DGM10C	129206		
3/4"	19	DGM12C	129213	1/2" (13mm)	3/8" (9.5mm)
1"	25	DGM16C	129220		
1 3/8"	35	DGM22C	129237		
Diamond Grit Hole Saws & Quick Start™ Auto Pilot (Arbor Required)					
7/8"	22	DG14C	129008	3/4" (19mm)	1/2" (13mm)
1 1/8"	29	DG18C	129015	1 (25mm)	3/4" (19mm)
1 1/4"	32	DG20C	129022		
2"	51	DG32C	129039		1 1/2" (38mm)
2 1/2"	64	DG40C	129046		2 (51mm)
Auto Pilot		DGAPC	129503		

PACKAGING: 1 per card



# HOLE CUTTING & BORING TOOLS



## CARBIDE TIPPED

### CARBIDE TIPPED HOLE SAWS

Tungsten carbide tooth tips offer the highest wear resistance possible for fast holes and longer life cutting abrasive materials. Cutting depth of 1 <sup>15</sup>/<sub>16</sub>" [49.2 mm]. Arbor required.

#### APPLICATIONS

- ▼ Acoustic tile
- ▼ Countertops
- ▼ Drywall
- ▼ Fiberboard
- ▼ Fiberglass
- ▼ Plaster
- ▼ Plastic
- ▼ Nail-free wood

#### BENEFITS

- ▼ Special tooth design for very fast hole saw cutting
- ▼ Ground and set teeth help to cut materials that bi-metal saws will not cut
- ▼ 3 teeth per inch creates a wider gullet for better chip clearance and faster cutting

DIAMETER		MODEL #	COMP #
INCHES	MM		
9/16"	14	MHST09	157094
	16	MHST105	157971
1 1/16"	17	MHST11	157117
3/4"	19	MHST12	157124
	20	MHST125	157988
1 3/16"	21	MHST13	157131
7/8"	22	MHST14	157148
1 5/16"	24	MHST15	157155
1"	25	MHST16	157162
1 1/16"	27	MHST17	157179
1 1/8"	29	MHST18	157186
1 3/16"	30	MHST19	157193
1 1/4"	32	MHST20	157209
1 5/16"	33	MHST21	157216
1 3/8"	35	MHST22	157223
1 7/16"	37	MHST23	157230
1 1/2"	38	MHST24	157247
1 9/16"	40	MHST25	157254
1 5/8"	41	MHST26	157261
1 11/16"	43	MHST27	157278
1 3/4"	44	MHST28	157285
1 13/16"	46	MHST29	157292
1 7/8"	48	MHST30	157308
2	51	MHST32	157322
2 1/16"	52	MHST33	157339
2 1/8"	54	MHST34	157346
2 1/4"	57	MHST36	157360

DIAMETER		MODEL #	COMP #
INCHES	MM		
2 5/16"	59	MHST37	157377
2 3/8"	60	MHST38	157384
2 1/2"	64	MHST40	157407
2 9/16"	65	MHST41	157414
2 5/8"	67	MHST42	157421
2 3/4"	70	MHST44	157445
2 7/8"	73	MHST46	157469
3"	76	MHST48	157483
3 1/8"	79	MHST50	157506
3 1/4"	83	MHST52	157520
3 3/8"	86	MHST54	157544
3 1/2"	89	MHST56	157568
3 5/8"	92	MHST58	157582
3 3/4"	95	MHST60	157605
3 7/8"	98	MHST62	157629
4"	102	MHST64	157643
4 1/8"	105	MHST66	157667
4 1/4"	108	MHST68	157681
4 3/8"	111	MHST70	157704
4 1/2"	114	MHST72	157728
4 3/4"	121	MHST76	157766
5"	127	MHST80	157803
5 1/4"	133	MHST84	157841
5 1/2"	140	MHST88	157889
5 3/4"	146	MHST92	157926
6"	152	MHST96	157964





**8 PC. CARBIDE TIPPED ELECTRICIANS KIT**

MHST02E / 157940

Carbide Tipped pipe and conduit entrance sizes to 2" through abrasive materials.

Saws: 7/8", 1 1/8", 1 3/8", 1 3/4", 2", 2 1/2"

Arbors (1 ea.): MA34CT, MA45PCT



**11 PC. CARBIDE TIPPED MAINTENANCE KIT**

MHST100 / 157933

Contains popular carbide tipped sizes used in installation of 1/2" - 2" pipe and conduit through abrasive materials.

Saws: 3/4", 7/8", 1 1/8", 1 3/8", 1 1/2", 1 3/4", 2", 2 1/4", 2 1/2"

Arbors (1 ea.): MA34CT, MA45PCT



**11 PC. TUNGSTEN CARBIDE GRIT HOLE SAW KIT**

MHSG100 / 162005

Popular Carbide Grit sizes for plumbing, electrical, and industrial maintenance jobs

Saws: 3/4", 7/8", 1 1/8", 1 3/8", 1 1/2", 1 3/4", 2", 2 1/4", 2 1/2"

Arbors (1 ea.): MA34CT, MA45PCT



**RECESSED LIGHTING HOLE SAW**

**RECESSED LIGHTING HOLE SAW**

Cleanly cuts abrasive materials such as lath, plaster and ceiling tile. Carbide grit cutting edge.

**APPLICATIONS**

- ▼ Lath
- ▼ Plaster
- ▼ Ceiling tile

**BENEFITS**

- ▼ For installing lighting fixtures from Mini Juno, Capri, Marco, Halo, Progress, Lithonla, Ligholier, Preacolite and others.

DIAMETER		MODEL #	COMPUTER #	FOR INSTALLING THESE LIGHTING FIXTURES
INCHES	MM			
4 3/8"*	111	MHSG70	216708	Mini Juno, Capri, Marco, Halo
6 3/8"	162	MHSG104	216975	Halo, Capri
6 5/8"	168	MHSG106	216982	Juno, Progress
6 7/8"	174	MHSG110	216999	Lithonla, Marco, Lightolier, Progress, Capri, Preacolite
<b>BIMETAL HOLE SAWS</b>				
6 3/8"	162	MHS104	177498	Halo, Capri
6 5/8"	168	MHS106	177535	Juno, Progress

PACKAGING: 1 per box \*Gulletted carbide grit cutting edge



# HOLE CUTTING & BORING TOOLS



## ARBORS

Durable, heavy-duty, carbon steel arbors come complete with pilot drills. Adapt Morse hole saws to any power drill used by professionals.

SDS arbors are used in tools having SDS chucks, to drive hole saws in rotary hammers or hammer drills having a straight rotary option.

MA24 MA34 MA35 MA35PS MA45PS MA45PSC



SDS5/8QC 1SDS1/2QC



### ARBORS COMPLETE WITH PILOT DRILLS

Model Number	Computer Number	Shank Size	Thread Size	Drill Number	Computer Number	Chuck Size	Fits Saws	Follow Through
MA24	139007	1/4 Hex	1/2 - 20	MAPD301	139113	1/4	9/16" - 1 3/16"	3/4" - 1 1/2"
MA34	139014	3/8 Hex	1/2 - 20	MAPD301	139113	3/8	9/16" - 1 3/16"	3/4" - 1 1/2"
MA34CT**	139809	3/8 Hex	1/2 - 20	MAPD3CT	139229	3/8	9/16" - 1 3/16"	3/4" - 1 1/2"
MA35	139045	3/8 Hex	5/8 - 18	MAPD301	139113	3/8	1 1/4" - 6"	1 1/2" - 6"
MA35PS	139021	3/8 Hex	5/8 - 18	MAPD301	139113	3/8	1 1/4" - 6"	1 1/2" - 6"
MA35PSC**	139823	3/8 Hex	5/8 - 18	MAPD3CT	139229	3/8	1 1/4" - 6"	1 1/2" - 6"
MA45PS	139038	7/16 Hex	5/8 - 18	MAPD301	139113	1/2	1 1/4" - 6"	1 1/2" - 6"
MA45PSC**	139816	7/16 Hex	5/8 - 18	MAPD3CT	139229	1/2	1 1/4" - 6"	1 1/2" - 6"
SDS1/2QC	140928	SDS	1/2 - 20	MAPD301	139113	SDS	9/16" - 1 3/16"	3/4" - 1 1/2"
SDS5/8QC	140911	SDS	5/8 - 18	MAPD301	139113	SDS	1 1/4" - 6"	1 1/2" - 6"

### Carded Arbors

MA24C	139618	1/4 Hex	1/2 - 20	MAPD301	139113	1/4"	9/16" - 1 3/16"	3/4" - 1 1/2"
MA34C	139625	3/8 Hex	1/2 - 20	MAPD301	139113	3/8	9/16" - 1 3/16"	3/4" - 1 1/2"
MA35C	139632	3/8 Hex	5/8 - 18	MAPD301	139113	3/8	1 1/4" - 6"	1 1/2" - 6"
MA35PSC	139649	3/8 Hex	5/8 - 18	MAPD301	139113	3/8	1 1/4" - 6"	1 1/2" - 6"
MA45PSC	139656	7/16 Hex	5/8 - 18	MAPD301	139113	1/2"	1 1/4" - 6"	1 1/2" - 6"

\*\* Comes with carbide tipped pilot drill for use with carbide tipped and carbide grit hole saws.

### FAST-ADAPT® CHUCK

Allow for fast keyless insertion and removal of any 1/4", 3/8" or 7/16" hex shank power tool accessory that has a power groove.

Fits 3/8" and larger chucks.



M44N01 Adapter



M44NH01 Hex Adapter



MES101

MAPD301

MPD401



ME381 Extension

WSFEXT5 Extension



ME121 Extension



7/16" shank extensions work best with 7/16" shank arbors or Real McCoy® hole saws





PILOT DRILLS AND ACCESSORIES		ARBOR KITS
------------------------------	--	------------

Model Number	Computer Number	Description
--------------	-----------------	-------------

For use with MHS, MHSA, MHSG, MHST hole saws

MAPD301	139113	3 3/32" X 1/4" (78.6mm X 6.5mm) Pilot Drill - 1-Pk
MAPD3C	139212	3 3/32" X 1/4" (78.6mm X 6.5mm) Pilot Drill - 1-Pk, Crd
MAPD310	139120	3 3/32" X 1/4" (78.6mm X 6.5mm) Pilot Drill - 10-Pk
MAPD325	139137	3 3/32" X 1/4" (78.6mm X 6.5mm) Pilot Drill - 25-Pk
MAPD3100	139144	3 3/32" X 1/4" (78.6mm X 6.5mm) Pilot Drill - 100-Pk
MAPD3CT	139229	3 3/32" X 1/4" (78.6mm X 6.5mm) Carbide Tipped Pilot Drill - 1 pack
MGC14	140386	Fast-Adapt Chuck fits 3/8" & larger chucks. Use with 1/4" shanks
MGC38	140393	Fast-Adapt Chuck fits 3/8" & larger chucks. Use with 3/8" & 7/16" shanks

For use with AV, MK, TA, TAD, AD hole saws

TACPD4S*	122047	3 1/16" X 1/4" (78mm X 6.5mm ) Pilot Drill - 1-Pk, Card
MPD4S01	140799	3 1/16" X 1/4" (78mm X 6.5mm) Pilot Drill - 1-Pk
MPD4S10	140683	3 1/16" X 1/4" (78mm X 6.5mm) Pilot Drill - 10-Pk
MPD4S25	140720	3 1/16" X 1/4" (78mm X 6.5mm) Pilot Drill - 25-Pk
MPD4S100	140690	3 1/16" X 1/4" (78mm X 6.5mm) Pilot Drill - 100-Pk
TACPD4*	120043	4 5/16" X 1/4" (110mm X 6.5mm) Pilot Drill - 1-Pk, Card
MPD401	140775	4 5/16" X 1/4" (110mm X 6.5mm) Pilot Drill - 1-Pk
MPD410	140478	4 5/16" X 1/4" (110mm X 6.5mm) Pilot Drill - 10-Pk
MPD425	140522	4 5/16" X 1/4" (110mm X 6.5mm) Pilot Drill - 25-Pk
MPD4100	140492	4 5/16" X 1/4" (110mm X 6.5mm) Pilot Drill - 100-Pk
TACPD4SCT*	120012	2 3/4" X 1/4" (73mm X 6.5mm) Carbide Tipped Pilot Drill - 1-Pk, Card
MPD4SCT01	140874	2 3/4" X 1/4" (73mm X 6.5mm) Carbide Tipped Pilot Drill - 1-Pk
MPD4SCT05	140881	2 7/8" X 1/4" (73mm X 6.5mm) Carbide Tipped Pilot Drill - Tip 5-Pk
TACPD4CT*	120029	3" X 7/8" (102MM X 6.5mm) Carbide Tipped Pilot Drill - 1-Pk, Card
MPD4CT01	140850	3" X 7/8" (102mm X 6.5mm) Carbide Tipped Pilot Drill - 1-Pk
MPD4CT05	140867	4" X 1/4" (102mm X 6.5mm) Carbide Tipped Pilot Drill - 5-Pk

Other pack quantities available. See current price list.

Item	Model Number	Computer Number	Description
Universal Arbor	MQRAC	143042	Works with adapters MQR58C & MQR12C
Pilot Drill	MGRPDC	143035	Works with MQRAC - Fast Adapt Arbor
5/8 - 18 Thread	MQR58C	143011	Fits Hole Saw sizes 1 1/4" (32mm) and larger
1/2 - 20 Thread	MQR12C	143028	Fits Hole Saw sizes 9/16" (14mm) to 1 3/16" (30mm)
Combo Pack	MQR5812C	143004	Includes: (3) MQR58 Adapters and (2) MQR12 Adapters



Universal Arbor



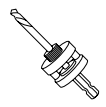
Pilot Drill



Fast Adapt  
5/8 - 18 Thread



Fast Adapt  
1/2 - 20 Thread



# HOLE CUTTING & BORING TOOLS



## CARBIDE TIPPED HOLE CUTTERS

Designed for quick, clean precise cuts in metals and plastics while offering excellent usage life.

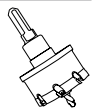
### APPLICATIONS

- ▼ Sheet metal
- ▼ Stainless steel
- ▼ Pipe
- ▼ Aluminum
- ▼ PVC/ABS
- ▼ Plastic

### BENEFITS

- ▼ Precision ground triple chip tooth for smooth cutting
- ▼ Two cutting depths offered: 1" [25mm] for pipe & conduit  $\frac{3}{16}$ " [4.5mm] for sheet metal
- ▼ Ejector spring for slug removal
- ▼ Step-center pilot bit reduces "break through" impact
- ▼ Grooved gullet directs chips away from the cut
- ▼ Flat shank fits  $\frac{3}{8}$ " and larger drill chucks

SHALLOW CUTTERS DEPTH $\frac{3}{16}$ " (4.5 MM)				SHALLOW CUTTERS DEPTH $\frac{3}{16}$ " (4.5 MM)				SHALLOW CUTTERS DEPTH $\frac{3}{16}$ " (4.5 MM)			
INCHES	MM	MODEL #	PART #	INCHES	MM	MODEL #	PART #	INCHES	MM	MODEL #	PART #
$\frac{9}{16}$ "	14	CTS09	166034	1 $\frac{1}{2}$ "	38	CTS24	166195	2 $\frac{3}{4}$ "	70	CTS44	166386
$\frac{5}{8}$ "	16	CTS10	166041	1 $\frac{9}{16}$ "	40	CTS25	166201	2 $\frac{13}{16}$ "	71.5	CTS45	166393
$1\frac{1}{16}$ "	17	CTS11	166058	1 $\frac{5}{8}$ "	41	CTS26	166218	2 $\frac{7}{8}$ "	73	CTS46	166409
$\frac{3}{4}$ "	19	CTS12	166065	1 $1\frac{1}{16}$ "	43	CTS27	166225	2 $1\frac{5}{16}$ "	74.5	CTS47	166416
	20	CTS125	166577	1 $\frac{3}{4}$ "	44	CTS28	166232	3"	76	CTS48	166423
$1\frac{3}{16}$ "	21	CTS13	166072	1 $1\frac{3}{16}$ "	46	CTS29	166249	3 $\frac{1}{8}$ "	79	CTS50	166430
$\frac{7}{8}$ "	22	CTS14	166089	1 $\frac{7}{8}$ "	48	CTS30	166256	3 $\frac{1}{4}$ "	83	CTS52	166447
$1\frac{5}{16}$ "	24	CTS15	166096	1 $1\frac{5}{16}$ "	49	CTS31	166263	3 $\frac{3}{8}$ "	86	CTS54	166454
	25	CTS155	166584		50	CTS315	166614	3 $\frac{1}{2}$ "	89	CTS56	166461
1"	25	CTS16	166102	2"	51	CTS32	166270	3 $\frac{5}{8}$ "	92	CTS58	166478
1 $\frac{1}{16}$ "	27	CTS17	166119	2 $\frac{1}{8}$ "	54	CTS34	166287	3 $\frac{3}{4}$ "	95	CTS60	166485
1 $\frac{1}{8}$ "	29	CTS18	166126	2 $\frac{3}{16}$ "	55.5	CTS35	166294	3 $\frac{7}{8}$ "	98	CTS62	166492
1 $\frac{3}{16}$ "	30	CTS19	166133	2 $\frac{1}{4}$ "	57	CTS36	166300	4"	102	CTS64	166508
1 $\frac{7}{32}$ "	31	CTS195	166140	2 $1\frac{5}{16}$ "	59	CTS37	166317	4 $\frac{1}{8}$ "	105	CTS66	166515
1 $\frac{1}{4}$ "	32	CTS20	166157	2 $\frac{3}{8}$ "	60	CTS38	166324	4 $\frac{1}{4}$ "	108	CTS68	166522
	32	CTS205	166591	2 $\frac{7}{16}$ "	62	CTS39	166331	4 $\frac{3}{8}$ "	111	CTS70	166539
1 $1\frac{5}{16}$ "	33	CTS21	166164	2 $\frac{1}{2}$ "	64	CTS40	166348	4 $\frac{1}{2}$ "	114	CTS72	166546
1 $\frac{3}{8}$ "	35	CTS22	166171	2 $\frac{9}{16}$ "	65	CTS41	166355	4 $\frac{3}{4}$ "	121	CTS76	166553
1 $\frac{7}{16}$ "	37	CTS23	166188	2 $\frac{5}{8}$ "	67	CTS42	166362	5"	127	CTS80	166560
	38	CTS235	166607	2 $1\frac{1}{16}$ "	68.5	CTS435	166379				





DEEP CUTTERS DEPTH 1" (25 MM)				DEEP CUTTERS DEPTH 1" (25 MM)				DEEP CUTTERS DEPTH 1" (25 MM)			
INCHES	MM	MODEL #	PART #	INCHES	MM	MODEL #	PART #	INCHES	MM	MODEL #	PART #
9/16"	14	CTD09	167024	1 9/16"	40	CTD25	167185	3 5/8"	92	CTD58	167376
5/8"	16	CTD10	167031	1 5/8"	41	CTD26	167192	3 3/4"	95	CTD60	167383
1 1/16"	17	CTD11	167048	1 1 1/16"	43	CTD27	167208	4"	102	CTD64	167390
3/4"	19	CTD12	167055	1 3/4"	44	CTD28	167215	4 1/8"	105	CTD66	167406
	20	CTD125	167437	1 13/16"	46	CTD29	167222	4 1/4"	108	CTD68	167413
13/16"	21	CTD13	167062	1 7/8"	48	CTD30	167239	4 1/2"	114	CTD72	167420
7/8"	22	CTD14	167079	1 15/16"	49	CTD31	167246				
15/16"	24	CTD15	167086		50	CTD315	167475				
	25	CTD155	167444	2"	51	CTD32	167253				
1"	25	CTD16	167093	2 1/8"	54	CTD34	167260				
1 1/16"	27	CTD17	167109	2 1/4"	57	CTD36	167277				
1 1/8"	29	CTD18	167116	2 3/8"	60	CTD38	167284				
1 3/16"	30	CTD19	167123	2 1/2"	64	CTD40	167291				
1 1/4"	32	CTD20	167130	2 9/16"	65	CTD41	167307				
	32	CTD205	167451	2 5/8"	67	CTD42	167314				
1 5/16"	33	CTD21	167147	2 3/4"	70	CTD44	167321				
1 3/8"	35	CTD22	167154	2 7/8"	73	CTD46	167338				
1 7/16"	37	CTD23	167161	3"	76	CTD48	167345				
	38	CTD235	167468	3 1/4"	83	CTD52	167352				
1 1/2"	38	CTD24	167178	3 1/2"	89	CTD56	167369				

SHALLOW CUTTER ACCESSORIES		
Description	Model	Part No.
Set Screw	CTSW01	166003
Stepped Pilot Drill	CTSP	166010
Ejector Spring	CTSS	166027

DEEP CUTTER ACCESSORIES		
Description	Model No.	Part No.
Set Screw	CTSW01	166003
Stepped Pilot Drill	CTDP	167000
Ejector Spring	CTDS	167017



### 6 PC SHALLOW CUT ELECTRICIAN

CTS01 / 166720

Kit provides clearance for the most common electrical conduit diameters used by professional electricians (from 1/2" up to 1")

Kit contains:

- |                       |                         |                         |
|-----------------------|-------------------------|-------------------------|
| 1 - CTS14 7/8" (22mm) | 1 - CTS18 1-1/8" (29mm) | 1 - CTS22 1-3/8" (35mm) |
| 1 - CTSP Pilot drill  | 1 - CTSS Ejector spring | 1 - Hex key             |



### 9 PC SHALLOW CUT MASTER ELECTRICIAN

CTS02 / 166737

Kit provides clearance for the most common electrical conduit diameters used by professional electricians (from 1/2" up to 2")

Kit contains:

- |                         |                         |                         |
|-------------------------|-------------------------|-------------------------|
| 1 - CTS14 7/8" (22mm)   | 1 - CTS18 1-1/8" (29mm) | 1 - CTS22 1-3/8" (35mm) |
| 1 - CTS28 1-3/4" (44mm) | 1 - CTS32 2" (51mm)     | 1 - CTS40 2-1/2" (64mm) |
| 1 - CTSP Pilot drill    | 1 - CTSS Ejector spring | 1 - Hex key             |



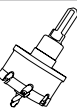
### 7 PC DEEP CUT BOLT CLEARANCE

CTD01 / 167543

Kit provides clearance diameters for the most popular bolt sizes used by professional mechanical and general contractors

Kit contains:

- |                          |                         |                         |
|--------------------------|-------------------------|-------------------------|
| 1 - CTD11 11/16" (17mm)  | 1 - CTD13 13/16" (21mm) | 1 - CTD15 15/16" (24mm) |
| 1 - CTD17 1-1/16" (27mm) | 1 - CTDP Pilot drill    | 1 - CTDS Ejector spring |
|                          |                         | 1 - Hex Key             |



# HOLE CUTTING & BORING TOOLS



## SELF FEEDING WOOD BITS

Morse self feeding wood bits are precision ground for clean, accurate holes and single chip lift for efficient chip removal. (1) per tube.

### APPLICATIONS

- ▼ Hardwoods
- ▼ Soft woods
- ▼ Plastics
- ▼ Wood composites
- ▼ PVC
- ▼ Plastic conduit

### BENEFITS

- ▼ Resharpen using the Morse Auger/Wood bit file.
- ▼ Threaded feed screw pulls bit into and through the cut for ease of use
- ▼ 7/16" shanks have milled flats for secure gripping by the chuck for safe, fast cutting

BORE DIAMETER		SHANK SIZE*	MODEL NUMBER	COMPUTER NUMBER
INCHES	MM			
1"	25	7/16"	WSF1000	123822
1 1/8"	29	7/16"	WSF1125	123839
1 1/4"	32	7/16"	WSF1250	123846
1 3/8"	35	7/16"	WSF1375	123853
1 1/2"	38	7/16"	WSF1500	123860
1 3/4"	44	7/16"	WSF1750	123877
2"	51	7/16"	WSF2000	123884
2 1/8"	54	7/16"	WSF2125	123891
2 1/4"	57	7/16"	WSF2250	123907
2 9/16"	65	7/16"	WSF2562	123914
3"	76	7/16"	WSF3000	123921
3 5/8"	92	7/16"	WSF3625	123938
4 5/8"	118	7/16"	WSF4625	123945
5 1/2" Extension		7/16"	WSFEXT5	123990

\* Shanks are designed to work in Fast-Adapt® MQC38 quick change chuck adaptors and standard chucks.



## SELF FEEDING WOOD BIT KITS

### 4 PIECE CONTRACTOR KITS

WSFKIT1 / 123952

Kit Contains: 1 3/8", 1 1/2", 2 1/8", 2 9/16"

### 8 PIECE CONTRACTOR KIT

WSFKIT2 / 123969

Kit Contains: 1", 1 1/8", 1 1/4", 1 3/8", 1 1/2", 1 3/4", 2 1/8", 2 9/16", 5 1/2" Extension



## SCREW TIP REPLACEMENT KITS

### FOR 1" TO 2-9/16" (25-65MM) BITS

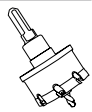
WSFRKIT1 / 123976

Kit Contains: 3 screw tips, 1 set screw, 1 hex key


### FOR 3" TO 4-5/8" (76-117MM) BITS

WSFRKIT2 / 123983

Kit Contains: 3 screw tips, 1 set screw, 1 hex key







### STEP DRILLS

Step drills are ideal for drilling repetitive holes by electrical contractors, sheet metal workers, and auto mechanics. HSS drills are made of high speed steel with double fluted ground cutting edge for long life. Morse also carries TiN coated drills to reduce friction, allowing the bits to last up to six times longer than HSS drills. One per box.

#### APPLICATIONS

- ▼ Steel
- ▼ Copper
- ▼ Brass
- ▼ Aluminum
- ▼ Plexiglass
- ▼ Sheet metal
- ▼ PVC
- ▼ Plasterboard
- ▼ Hole enlarging

#### BENEFITS

- ▼ Reduce secondary operations with trailing flute that automatically deburs holes
- ▼ Increase accuracy when drilling with 3 flats on shank for secure fastening in drill
- ▼ Faster penetration than standard points with split point tip for self starting drills
- ▼ Re-sharpenable cutting edges allows for longer tool life

DESCRIPTION	MODEL #	COMPUTER #	SHANK INCHES	POINT TYPE
1/8" - 1/2" by 32nds	ESD01	124003	1/4"	Self-Starting
3/16" - 1/2" by 16ths	ESD02	124010	1/4"	Self-Starting
3/16" - 7/8" by 16ths	ESD03	124027	3/8"	Self-Starting
1/4" - 3/4" by 16ths	ESD04	124034	3/8"	Self-Starting
1/4" - 1 1/8" by 16ths	ESD05	124041	3/8"	Self-Starting
1/8" - 3/8" by 16ths	ESD06	124058	1/4"	Self-Starting
1/8" - 1/2" by 16ths	ESD07	124065	1/4"	Self-Starting
3/16" - 1" by 16ths	ESD08	124072	3/8"	Hole Enlarging 1/2" or larger Pilot Holes
3/4" - 1 3/8" by 16ths	ESD09	124089	1/2"	Hole Enlarging 3/4" or larger Pilot Holes
1/4" - 7/8" by 16ths	ESD10	124096	3/8"	Self-Starting
1/4" - 1 3/8" by 8ths	ESD11	124102	3/8"	Self-Starting
<b>TiN Coated Step Drills</b>				
1/4" - 1/2" by 32nds	ESD01TiN	124119	1/4"	Self-Starting
3/16" - 1/2" by 16ths	ESD02TiN	124126	1/4"	Self-Starting
3/16" - 7/8" by 16ths	ESD03TiN	124133	3/8"	Self-Starting
1/4" - 3/4" by 16ths	ESD04TiN	124140	3/8"	Self-Starting

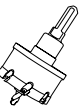


### STEP DRILL KIT

ESDKIT01 / 124201

This kit offers 4 of the most popular step drill sizes for electrical, automotive and sheet metal applications.

Kit contains: ESD01, ESD03, ESD04, ESD05



# HOLE CUTTING & BORING TOOLS



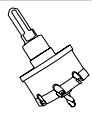
## DOUBLE CUT AUGER BITS

Premium double fluted auger bits provide excellent deep boring in wood and nail-embedded wood applications. Precision ground, heat-treated and tempered cutting edges cut through nails. (1) per tube

### BENEFITS

- ▼ Self-feed screw point for effortless boring
- ▼ Double flute design for fast chip removal and less clearing of bit
- ▼ Resharpenable edge allows for quick touch ups to maintain edge and life of bit
- ▼ 7/16" quick change shank allows for use with quick change chuck

BORE DIAMETER		SHANK SIZE*	MODEL NUMBER	COMPUTER NUMBER
INCHES	MM			
<b>36" LENGTH</b>				
9/16"	14	7/16"	WSAB360562	125178
5/8"	16	7/16"	WSAB360625	125185
11/16"	17	7/16"	WSAB360687	125192
3/4"	19	7/16"	WSAB360750	125239
13/16"	21	7/16"	WSAB360812	125246
7/8"	22	7/16"	WSAB360875	125253
15/16"	24	7/16"	WSAB360937	125260
1"	25	7/16"	WSAB361000	125277
1 1/16"	27	7/16"	WSAB361062	125284
1 1/8"	29	7/16"	WSAB361125	125291
<b>18" LENGTH</b>				
3/8"	9.5	3/8"	WSAB180375	125505
7/16"	11	7/16"	WSAB180437	125512
1/2"	13	7/16"	WSAB180500	125529
9/16"	14	7/16"	WSAB180562	125536
5/8"	16	7/16"	WSAB180625	125543
11/16"	17	7/16"	WSAB180687	125550
3/4"	19	7/16"	WSAB180750	125567
13/16"	21	7/16"	WSAB180812	125574
7/8"	22	7/16"	WSAB180875	125581
15/16"	24	7/16"	WSAB180937	125598
1"	25	7/16"	WSAB181000	125604
1 1/16"	27	7/16"	WSAB181062	125611
1 1/8"	29	7/16"	WSAB181125	125628
1 1/4"	32	7/16"	WSAB181250	125635
1 3/8"	35	7/16"	WSAB181375	125642
1 1/2"	38	7/16"	WSAB181500	125659





BORE DIAMETER		SHANK SIZE*	MODEL NUMBER	COMPUTER NUMBER
INCHES	MM			
<b>7-1/2" LENGTH</b>				
1/4"	6	1/4"	WSAB750250	125772
5/16"	8	5/16"	WSAB750312	125789
3/8"	10	3/8"	WSAB750375	125796
7/16"	11	7/16"	WSAB750437	124973
1/2"	13	7/16"	WSAB750500	124980
9/16"	14	7/16"	WSAB750562	124997
5/8"	16	7/16"	WSAB750625	125666
11/16"	17	7/16"	WSAB750687	125673
3/4"	19	7/16"	WSAB750750	125680
13/16"	21	7/16"	WSAB750812	125697
7/8"	22	7/16"	WSAB750875	125703
15/16"	24	7/16"	WSAB750937	125710
1"	25	7/16"	WSAB751000	125727
1 1/8"	29	7/16"	WSAB751125	125734
1 1/4"	32	7/16"	WSAB751250	125741
1 3/8"	35	7/16"	WSAB751375	125758
1 1/2"	38	7/16"	WSAB751500	125765

\* Shanks are designed to work in Fast-Adapt® MGC38 quick change chucks (pg 28) and standard chucks.



**AUGER/WOOD BIT FILE**  
WSAB6STFILE / 125499

These files are designed for sharpening and extending the life of Morse auger and wood bits. Six inch slim taper file with attached wooden handle.

PACKAGING: 1 per tube



**SPADE BITS**

A popular item for boring small holes through wood. Stem works with 1/4" Fast-Adapt®

**APPLICATIONS**

- ▼ Wood
- ▼ Plastic
- ▼ Plywood
- ▼ Formica
- ▼ Wood composites

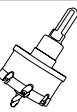
**BENEFITS**

- ▼ Produce a cleaner hole with less vibration with the angled spur
- ▼ Uses bit to pull lead wire back through the drilled hole
- ▼ 1/4" (6.4mm) quick change shank size fits all power drills

DESCRIPTION		10/BOX		1/CARD	
INCHES	MM	MODEL #	COMP #	MODEL #	COMP #
1/4"	6mm	WSB250	125000	WSB250C	125307
5/16"	8mm	WSB312	125017	WSB312C	125314
3/8"	10mm	WSB375	125024	WSB375C	125321
7/16"	11mm	WSB437	125031	WSB437C	125338
1/2"	13mm	WSB500	125048	WSB500C	125345
9/16"	14mm	WSB562	125055	WSB562C	125352
5/8"	16mm	WSB625	125062	WSB625C	125369
11/16"	17mm	WSB687	125079	WSB687C	125376
3/4"	19mm	WSB750	125086	WSB750C	125383

PACKAGING: 1 per card, 5 per standard pack

DESCRIPTION		10/BOX		1/CARD	
INCHES	MM	MODEL #	COMP #	MODEL #	COMP #
13/16"	21mm	WSB812	125093	WSB812C	125390
7/8"	22mm	WSB875	125109	WSB875C	125406
15/16"	24mm	WSB937	125116	WSB937C	125413
1"	25mm	WSB1000	125123	WSB1000C	125420
1 1/8"	29mm	WSB1125	125130	WSB1125C	125437
1 1/4"	32mm	WSB1250	125147	WSB1250C	125444
1 3/8"	35mm	WSB1375	125154	WSB1375C	125451
1 1/2"	38mm	WSB1500	125161	WSB1500C	125468






## RECIPROCATING **SAW BLADES**

<b>BLADE TYPE</b>	<b>APPLICATION</b>
Metal Cutting	Best choice for applications cutting any machinable metal up to 1/4" in thickness.
Wood Cutting	Specifically designed for cutting all types of wood, wood composites, and nail-embedded wood.
Wood/Metal Cutting	Best choice for applications involving a variety of materials ranging from wood and plastic, to ferrous and non-ferrous metals.
Demolition Cutting	Specifically designed for rough-in cutting all types of wood, wood composites, and nail-embedded wood.
Automotive Cutting	Optimized for Automotive reclamation/recycling, as well as other automotive modifications requiring metal cutting.
Fire + Rescue Cutting	Preferred by professional firefighters. Specifically designed for automotive extracation.
Plaster Cutting	Designed for cutting drywall, plasterboard, and plaster with wood or metal lath.
Air Saw Blades	Specifically Deisgnd For Use In Pneumatic Saws For Thin Sheet Metal Applications.
U-Shank	Made for use with pipe clamp recip saws for cutting pipe and metal sections.
Pallet Dismantling	Specifically designed for pallet recycling.
Carbide Grit	The best design for cutting materials too thin, hard, or abrasive for conventional carbide tipped or bi-metal blades.
Diamond Grit	Specifically designed for the commercial or residential cutting of ceramics, granites, and stone.
Carbide Tipped	Best for abrasive material applications that still require the cutting action and chip clearing capacity of gullets for speed of cut.
Jab Saws	Heavy duty, ergonomic handle to use with either a reciprocating or a hack saw blade.

# RECIPROCATING SAW BLADES



## CARBIDE TIPPED RECIPROCATING SAW BLADES

The ALL NEW Morse CTR Recip is the best choice for thick metal cutting applications between 3/16" and 1/2". This high performance blade provides longer cutting life over traditional bi-metal blades.

### APPLICATIONS

- ▼ Cast Iron
- ▼ Threaded Rod
- ▼ Emt Conduit
- ▼ Stainless Steel
- ▼ Steel Plate
- ▼ Non-Ferrous Metal
- ▼ Rubber
- ▼ Steel Studs
- ▼ Rebar
- ▼ Black Iron Pipe
- ▼ Angle Iron
- ▼ Metal Alloys

### BENEFITS

- ▼ More Cost Effective than bi-metal blades when cutting stainless steel, high strength alloys and other tough metals
- ▼ Precision ground carbide teeth
- ▼ Maximum cutting performance in thick metal applications
- ▼ 1 in x .050" blade body for straighter cuts and less vibration
- ▼ Available in 4", 6" and 9" lengths

AVAILABLE JANUARY 2018

TPI	LENGTH	WIDTH	THICKNESS	LENGTH [MM]	WIDTH [MM]	THICKNESS [MM]	MODEL #	PART #	QUANTITY PER PKG.	PACKAGE TYPE
8	4"	1"	0.050	102	25	1.3	CTR408MC1	405201	1	Card
8	6"	1"	0.050	152	25	1.3	CTR608MC1	405218	1	Card
8	9"	1"	0.050	229	25	1.3	CTR908MC1	405225	1	Card



# RECIPROCATING SAW BLADES



## SPARC® RECIPROCATING SAW BLADES

The tooth angle is increased along the arc without sacrificing tooth size. This maintains the TOOTH STRENGTH while lowering cut temperatures and increasing the cutting speed.

### FEATURES

- ▼ Increased tooth angle along the arc
- ▼ Arc preserves tooth life
- ▼ Sparc's arched shape creates a shifting effect on each cutting stroke

### BENEFITS

- ▼ Faster cutting than traditional blades
- ▼ Eliminates tooth drag on the backstroke which provides a longer blade life
- ▼ Teeth stay sharper/longer



TPI	LENGTH	WIDTH	THICKNESS	LENGTH [MM]	WIDTH [MM]	THICKNESS [MM]	MODEL #	PART #	QUANTITY PER PKG.	PACKAGE TYPE
10	6"	3/4"	0.035	152mm	20	0.9	RBAC610T05	405409	5	Card
14	6"	3/4"	0.035	152mm	20	0.9	RBAC614T05	405416	5	Card
18	6"	3/4"	0.035	152mm	20	0.9	RBAC618T05	405423	5	Card
10	9"	3/4"	0.035	229mm	20	0.9	RBAC910T05	405430	5	Card
14	9"	3/4"	0.035	229mm	20	0.9	RBAC914T05	405447	5	Card
18	9"	3/4"	0.035	229mm	20	0.9	RBAC918T05	405454	5	Card
10	12"	3/4"	0.035	305mm	20	0.9	RBAC1210T05	405461	5	Card
14	12"	3/4"	0.035	305mm	20	0.9	RBAC1214T05	405478	5	Card
18	12"	3/4"	0.035	305mm	20	0.9	RBAC1218T05	405485	5	Card





## MORSE MASTER COBALT®

### MASTER COBALT® WOOD RECIPROCATING SAW BLADES

The Morse Master Cobalt Wood reciprocating blade is specifically designed for cutting all types of wood, wood composites, and nail embedded wood.

#### FEATURES

- ▼ Available in .035" and .050" thickness
- ▼ Tapered blade body
- ▼ Straight & variable tooth pitch
- ▼ Reinforced tooth design with compound relief
- ▼ Positive rake on .050 (1.30mm) x 6 TPI blades
- ▼ Bi-metal construction

#### BENEFITS

- ▼ .035 blades for flexibility in tight spaces
- ▼ .050 blades for increased rigidity
- ▼ Best for plunge cutting
- ▼ Easier feed in wood
- ▼ High impact resistance
- ▼ More aggressive cutting
- ▼ Long cutting life
- ▼ Heat and wear resistant

TPI	LENGTH	WIDTH	THICKNESS	LENGTH [MM]	WIDTH [MM]	THICKNESS [MM]	MODEL #	PART #	QUANTITY PER PKG.	PACKAGE TYPE
6	6"	3/4"	0.035	152	20	0.9	RB63506T05	400190	5	Card
6	6"	3/4"	0.035	152	20	0.9	RB63506T15	398404	15	Tube
6	6"	3/4"	0.035	152	20	0.9	RB63506T25	398718	25	Tube
6	6"	3/4"	0.035	152	20	0.9	RB63506T50	400183	50	Tube
6	6"	3/4"	0.050	152	20	1.3	RB65006C2	397339	2	Card
6	6"	3/4"	0.050	152	20	1.3	RB65006T05	402040	5	Card
6	6"	3/4"	0.050	152	20	1.3	RB65006T25	398732	25	Tube
6	6"	3/4"	0.050	152	20	1.3	RB65006T50	402057	50	Tube
6	6"	7/16"	0.050	152	12	1.3	RB65006CT05	399517	5	Card
6	6"	7/16"	0.050	152	12	1.3	RB65006CT50	399500	50	Tube
6	9"	3/4"	0.035	229	20	0.9	RB93506T05	400176	5	Card
6	9"	3/4"	0.035	229	20	0.9	RB93506T50	400169	50	Tube
6	9"	3/4"	0.050	229	20	1.3	RB95006C2	397391	2	Card
6	9"	3/4"	0.050	229	20	1.3	RB95006T05	402026	5	Card
6	9"	3/4"	0.050	229	20	1.3	RB95006T25	398794	25	Tube
6	9"	3/4"	0.050	229	20	1.3	RB95006T50	402033	50	Tube
6	12"	3/4"	0.035	305	20	0.9	RB123506T50	400145	50	Tube
6	12"	3/4"	0.035	305	20	0.9	RB123506T05	400152	5	Card
6	12"	3/4"	0.050	305	20	1.3	RB125006C	402286	1	Card
6	12"	3/4"	0.050	305	20	1.3	RB125006T05	402156	5	Card
6	12"	3/4"	0.050	305	20	1.3	RB125006T25	398633	25	Tube
6	12"	3/4"	0.050	305	20	1.3	RB125006T50	402149	50	Tube
2/3	12"	3/4"	0.050	305	20	1.3	RB125023T05	401593	5	Card
2/3	12"	3/4"	0.050	305	20	1.3	RB125023T50	401616	50	Tube
5/8	6"	3/4"	0.035	152	20	0.9	RB658T50	398558	50	Tube
5/8	6"	3/4"	0.050	152	20	1.3	RB65058T05	398510	5	Card
5/8	6"	3/4"	0.050	152	20	1.3	RB65058T50	398503	50	Tube
5/8	12"	3/4"	0.050	305	20	1.3	RB125058T50	398442	50	Tube



# RECIPROCATING SAW BLADES



**MORSE**  
**MASTER COBALT®**

## MASTER COBALT® METAL RECIPROCATING SAW BLADES

The Morse Master Cobalt Metal reciprocating blade is the best choice for cutting any machinable metal up to 1/4" (6.4mm) in thickness.

### FEATURES

- ▼ Available in .035", .042, and .050" thickness
- ▼ Tapered blade body
- ▼ Straight & variable tooth pitch
- ▼ Reinforced tooth design with compound relief
- ▼ Positive rake on .050 x 6 TPI blades
- ▼ Bi-metal construction

### BENEFITS

- ▼ .035 blades for flexibility in tight spaces
- ▼ .050 blades for increased rigidity and heavier feed pressure
- ▼ Best for plunge cutting
- ▼ Easier feed in wood
- ▼ High impact resistance
- ▼ More aggressive cutting
- ▼ Long cutting life
- ▼ Heat and wear resistant

TPI	LENGTH	WIDTH	THICKNESS	LENGTH [MM]	WIDTH [MM]	THICKNESS [MM]	MODEL #	PART #	QUANTITY PER PKG.	PACKAGE TYPE
14	4"	3/4"	0.035	102	20	0.9	RB414T05	400237	5	Card
14	4"	3/4"	0.035	102	20	0.9	RB414T50	400220	50	Tube
14	6"	3/4"	0.035	152	20	0.9	RB614C2	397308	2	Card
14	6"	3/4"	0.035	152	20	0.9	RB614T05	400411	5	Card
14	6"	3/4"	0.035	152	20	0.9	RB614T15	398381	15	Tube
14	6"	3/4"	0.035	152	20	0.9	RB614T25	398671	25	Tube
14	6"	3/4"	0.035	152	20	0.9	RB614T50	400404	50	Tube
14	6"	1"	0.042	152	25	1.1	RB64214T05	404181	5	Card
14	6"	1"	0.042	152	25	1.1	RB64214T25	404198	25	Tube
14	6"	3/4"	0.050	152	20	1.3	RB65014T05	399623	5	Card
14	6"	3/4"	0.050	152	20	1.3	RB65014T50	399616	50	Tube
14	8"	3/4"	0.035	203	20	0.9	RB814C2	397377	2	Card
14	8"	3/4"	0.035	203	20	0.9	RB814T05	400497	5	Card
14	8"	3/4"	0.035	203	20	0.9	RB814T25	398763	25	Tube
14	8"	3/4"	0.035	203	20	0.9	RB814T50	400480	50	Tube
14	9"	3/4"	0.035	229	20	0.9	RB914T05	400985	5	Card
14	9"	3/4"	0.035	229	20	0.9	RB914T50	400992	50	Tube
14	9"	1"	0.042	229	25	1.1	RB94214T05	403900	5	Card
14	9"	1"	0.042	229	25	1.1	RB94214T25	403917	25	Tube
14	9"	1"	0.050	229	25	1.3	RB95014T05	404327	5	Card
14	9"	1"	0.050	229	25	1.3	RB95014T25	404334	25	Tube
14	12"	3/4"	0.035	305	20	0.9	RB1214T05	400138	5	Card
14	12"	3/4"	0.035	305	20	0.9	RB1214T50	400121	50	Tube
14	12"	1"	0.042	305	25	1.1	RB124214T05	403962	5	Card
14	12"	1"	0.042	305	25	1.1	RB124214T25	403979	25	Tube
14	12"	1"	0.050	305	25	1.3	RB125014T05	404266	5	Card
14	12"	1"	0.050	305	25	1.3	RB125014T25	404273	25	Tube





TPI	LENGTH	WIDTH	THICKNESS	LENGTH [MM]	WIDTH [MM]	THICKNESS [MM]	MODEL #	PART #	QUANTITY PER PKG.	PACKAGE TYPE
18	3"	5/16"	0.035	76	6	0.9	RB318ST05	401999	5	Card
18	3"	5/16"	0.035	76	6	0.9	RB318ST50	401982	50	Tube
18	4"	3/4"	0.035	102	20	0.9	RB418C2	397247	2	Card
18	4"	3/4"	0.035	102	20	0.9	RB418T05	400275	5	Card
18	4"	3/4"	0.035	102	20	0.9	RB418T50	400268	50	Tube
18	6"	3/4"	0.035	152	20	0.9	RB618C2	397315	2	Card
18	6"	3/4"	0.035	152	20	0.9	RB618T05	400435	5	Card
18	6"	3/4"	0.035	152	20	0.9	RB618T15	398398	15	Tube
18	6"	3/4"	0.035	152	20	0.9	RB618T25	398688	25	Tube
18	6"	3/4"	0.035	152	20	0.9	RB618T50	400428	50	Tube
18	6"	1"	0.042	152	25	1.1	RB64218T05	404204	5	Card
18	6"	1"	0.042	152	25	1.1	RB64218T25	404211	25	Tube
18	6"	3/4"	0.050	152	20	1.3	RB65018T05	399647	5	Card
18	6"	3/4"	0.050	152	20	1.3	RB65018T50	399630	50	Tube
18	8"	3/4"	0.035	203	20	0.9	RB818T05	402590	5	Card
18	8"	3/4"	0.035	203	20	0.9	RB818T25	398770	25	Tube
18	8"	3/4"	0.035	203	20	0.9	RB818T50	402583	50	Tube
18	9"	3/4"	0.035	229	20	0.9	RB918T05	401005	5	Card
18	9"	3/4"	0.035	229	20	0.9	RB918T50	401012	50	Tube
18	9"	1"	0.042	229	25	1.1	RB94218T05	403924	5	Card
18	9"	1"	0.042	229	25	1.1	RB94218T25	403931	25	Tube
18	9"	1"	0.050	229	25	1.3	RB95018T05	404341	5	Card
18	9"	1"	0.050	229	25	1.3	RB95018T25	404358	25	Tube
18	10"	3/4"	0.035	254	20	0.9	RB1018T05	398497	5	Card
18	10"	3/4"	0.035	254	20	0.9	RB1018T50	398480	50	Tube
18	12"	3/4"	0.035	305	20	0.9	RB1218T05	400213	5	Card
18	12"	3/4"	0.035	305	20	0.9	RB1218T25	398619	25	Tube
18	12"	3/4"	0.035	305	20	0.9	RB1218T50	400206	50	Tube
18	12"	1"	0.042	305	25	1.1	RB124218T05	403986	5	Card
18	12"	1"	0.042	305	25	1.1	RB124218T25	403993	25	Tube
18	12"	1"	0.050	305	25	1.3	RB125018T05	404280	5	Card
18	12"	1"	0.050	305	25	1.3	RB125018T25	404297	25	Tube
24	4"	3/4"	0.035	102	20	0.9	RB424T05	400312	5	Card
24	4"	3/4"	0.035	102	20	0.9	RB424T50	400305	50	Tube
24	6"	3/4"	0.035	152	20	0.9	RB624C2	397322	2	Card
24	6"	3/4"	0.035	152	20	0.9	RB624T05	400459	5	Card
24	6"	3/4"	0.035	152	20	0.9	RB624T25	398701	25	Tube
24	6"	3/4"	0.035	152	20	0.9	RB624T50	400442	50	Tube
24	6"	1"	0.042	152	25	1.1	RB64224T05	404228	5	Card
24	6"	1"	0.042	152	25	1.1	RB64224T25	404235	25	Tube



# RECIPROCATING SAW BLADES



**MORSE MASTER COBALT®**  
**HYBRID** WOOD METAL

## MASTER COBALT® METAL RECIPROCATING SAW BLADES

The Morse Master Cobalt HYBRID® reciprocating saw blade is the best choice for applications that need a blade that cuts through a variety of materials ranging from wood and plastic to ferrous and non-ferrous metals.

### FEATURES

- ▼ Available in .035" and .050" thickness
- ▼ Straight blade body
- ▼ Straight & variable tooth pitch
- ▼ Bi-metal construction

### BENEFITS

- ▼ .035 blades for flexibility in tight spaces
- ▼ .050 blades for rigidity and heavier feed pressure
- ▼ Greater beam strength
- ▼ Speed of cut
- ▼ Broader range of thickness applications
- ▼ Long cutting life
- ▼ Heat and wear resistant

TPI	LENGTH	WIDTH	THICKNESS	LENGTH [MM]	WIDTH [MM]	THICKNESS [MM]	MODEL #	PART #	QUANTITY PER PKG.	PACKAGE TYPE
10	6"	3/4"	0.035	152	20	0.9	RB610C2	397285	2	Card
10	6"	3/4"	0.035	152	20	0.9	RB610T05	400398	5	Card
10	6"	3/4"	0.035	152	20	0.9	RB610T25	398664	25	Tube
10	6"	3/4"	0.035	152	20	0.9	RB610T50	400381	50	Tube
10	8"	3/4"	0.035	203	20	0.9	RB810T05	400473	5	Card
10	9"	1"	0.050	229	25	1.3	RB95010T05	404303	5	Card
10	9"	1"	0.050	229	25	1.3	RB95010T25	404310	25	Tube
10	10"	3/4"	0.035	254	20	0.9	RB1010T05	402576	5	Card
10	10"	3/4"	0.035	254	20	0.9	RB1010T50	402569	50	Tube
10	12"	3/4"	0.035	305	20	0.9	RB1210T05	400251	5	Card
10	12"	3/4"	0.035	305	20	0.9	RB1210T50	400244	50	Tube
10	12"	1"	0.050	305	25	1.3	RB125010T05	404242	5	Card
10	12"	1"	0.050	305	25	1.3	RB125010T25	404259	25	Tube
8/12	8"	3/4"	0.050	203	20	1.3	RB850812T05	400930	5	Card
8/12	8"	3/4"	0.050	203	20	1.3	RB850812T50	400947	50	Tube
8/12	12"	3/4"	0.050	305	20	1.3	RB1250812T05	400916	5	Card
8/12	12"	3/4"	0.050	305	20	1.3	RB1250812T50	400923	50	Tube
10/14	4"	3/4"	0.035	102	20	0.9	RB41014T05	402613	5	Card
10/14	4"	3/4"	0.035	102	20	0.9	RB41014T50	402606	50	Tube
10/14	6"	3/4"	0.035	152	20	0.9	RB61014T05	402002	5	Card
10/14	6"	3/4"	0.035	152	20	0.9	RB61014T50	402019	50	Tube
10/14	6"	3/4"	0.050	152	20	1.3	RB6501014C2	397360	2	Card
10/14	6"	3/4"	0.050	152	20	1.3	RB6501014T05	399234	5	Card
10/14	6"	3/4"	0.050	152	20	1.3	RB6501014T50	399227	50	Tube
10/14	6"	3/4"	0.050	152	20	1.3	RB6501014TT05	398541	5	Card
10/14	6"	3/4"	0.050	152	20	1.3	RB6501014TT50	398534	50	Tube
10/14	8"	3/4"	0.035	203	20	0.9	RB81014C2	397407	2	Card





TPI	LENGTH	WIDTH	THICKNESS	LENGTH [MM]	WIDTH [MM]	THICKNESS [MM]	MODEL #	PART #	QUANTITY PER PKG.	PACKAGE TYPE
10/14	8"	3/4"	0.035	203	20	0.9	RB81014T05	402118	5	Card
10/14	8"	3/4"	0.035	203	20	0.9	RB81014T15	398411	15	Tube
10/14	8"	3/4"	0.035	203	20	0.9	RB81014T25	398756	25	Tube
10/14	8"	3/4"	0.035	203	20	0.9	RB81014T50	402101	50	Tube
10/14	8"	3/4"	0.050	203	20	1.3	RB8501014C2	397384	2	Card
10/14	8"	3/4"	0.050	203	20	1.3	RB8501014T05	402071	5	Card
10/14	8"	3/4"	0.050	203	20	1.3	RB8501014T50	402064	50	Tube
10/14	12"	3/4"	0.035	305	20	0.9	RB121014T05	400114	5	Card
10/14	12"	3/4"	0.035	305	20	0.9	RB121014T50	400107	50	Tube
10/14	12"	3/4"	0.050	305	20	1.3	RB12501014C	402248	1	Card
10/14	12"	3/4"	0.050	305	20	1.3	RB12501014T05	402095	5	Card
10/14	12"	3/4"	0.050	305	20	1.3	RB12501014T25	398640	25	Tube
10/14	12"	3/4"	0.050	305	20	1.3	RB12501014T50	402088	50	Tube
10/14	12"	3/4"	0.050	305	20	1.3	RB12501014STT05	398435	5	Card
10/14	12"	3/4"	0.050	305	20	1.3	RB12501014STT50	398428	50	Tube
6	9"	3/4"	0.050	229	20	1.3	RB95006T25	398794	25	Tube
6	9"	3/4"	0.050	229	20	1.3	RB95006T50	402033	50	Tube
6	12"	3/4"	0.035	305	20	0.9	RB123506T50	400145	50	Tube
6	12"	3/4"	0.035	305	20	0.9	RB123506T05	400152	5	Card
6	12"	3/4"	0.050	305	20	1.3	RB125006C	402286	1	Card
6	12"	3/4"	0.050	305	20	1.3	RB125006T05	402156	5	Card
6	12"	3/4"	0.050	305	20	1.3	RB125006T25	398633	25	Tube
6	12"	3/4"	0.050	305	20	1.3	RB125006T50	402149	50	Tube
2/3	12"	3/4"	0.050	305	20	1.3	RB125023T05	401593	5	Card
2/3	12"	3/4"	0.050	305	20	1.3	RB125023T50	401616	50	Tube
5/8	6"	3/4"	0.035	152	20	0.9	RB658T50	398558	50	Tube
5/8	6"	3/4"	0.050	152	20	1.3	RB65058T05	398510	5	Card
5/8	6"	3/4"	0.050	152	20	1.3	RB65058T50	398503	50	Tube
5/8	12"	3/4"	0.050	305	20	1.3	RB125058T50	398442	50	Tube



# RECIPROCATING SAW BLADES



## ADVANCED EDGE BOLT® RECIPROCATING SAW BLADES

The Morse Advanced Edge BOLT reciprocating saw blade cuts lightning fast. The patent pending design excels in applications of small solids and structural shapes.

### FEATURES

- ▼ Available in 3/4" (20mm) width and .035" (0.90mm) & .050" (1.30mm) thickness
- ▼ Variable tooth pitches
- ▼ Reinforced, positive rake tooth design
- ▼ Bi-metal construction

### BENEFITS

- ▼ Use .035" (0.90mm) blades for flexibility in tight spaces
- ▼ Use .050" (1.30mm) blades accept heavier feed pressure
- ▼ Smooth cutting action
- ▼ Fast cutting
- ▼ Impact resistant teeth
- ▼ Long cutting life
- ▼ Heat and wear resistant

TPI	LENGTH	WIDTH	THICKNESS	LENGTH [MM]	WIDTH [MM]	THICKNESS [MM]	MODEL #	PART #	QUANTITY PER PKG.	PACKAGE TYPE
8/11	6"	3/4"	0.035	152	20	0.9	RBAE6811T05	393003	5	Card
8/11	6"	3/4"	0.035	152	20	0.9	RBAE6811T50	393010	50	Tube
8/11	6"	3/4"	0.050	152	20	1.3	RBAE650811T05	393188	5	Card
8/11	6"	3/4"	0.050	152	20	1.3	RBAE650811T50	393195	50	Tube
8/11	9"	3/4"	0.035	229	20	0.9	RBAE9811T05	393065	5	Card
8/11	9"	3/4"	0.035	229	20	0.9	RBAE9811T50	393072	50	Tube
8/11	9"	3/4"	0.050	229	20	1.3	RBAE950811T05	393249	5	Card
8/11	9"	3/4"	0.050	229	20	1.3	RBAE950811T50	393256	50	Tube
8/11	12"	3/4"	0.035	305	20	0.9	RBAE12811T05	393126	5	Card
8/11	12"	3/4"	0.035	305	20	0.9	RBAE12811T50	393133	50	Tube
8/11	12"	3/4"	0.050	305	20	1.3	RBAE1250811T05	393300	5	Card
8/11	12"	3/4"	0.050	305	20	1.3	RBAE1250811T50	393317	50	Tube
11/15	6"	3/4"	0.035	152	20	0.9	RBAE61115T05	393027	5	Card
11/15	6"	3/4"	0.035	152	20	0.9	RBAE61115T50	393034	50	Tube
11/15	6"	3/4"	0.050	152	20	1.3	RBAE6501115T05	393201	5	Card
11/15	6"	3/4"	0.050	152	20	1.3	RBAE6501115T50	393218	50	Tube
11/15	9"	3/4"	0.035	229	20	0.9	RBAE91115T05	393089	5	Card
11/15	9"	3/4"	0.035	229	20	0.9	RBAE91115T50	393096	50	Tube
11/15	9"	3/4"	0.050	229	20	1.3	RBAE9501115T05	393263	5	Card
11/15	9"	3/4"	0.050	229	20	1.3	RBAE9501115T50	393270	50	Tube
11/15	12"	3/4"	0.035	305	20	0.9	RBAE121115T05	393140	5	Card
11/15	12"	3/4"	0.035	305	20	0.9	RBAE121115T50	393157	50	Tube
11/15	12"	3/4"	0.050	305	20	1.3	RBAE12501115T05	393324	5	Card
11/15	12"	3/4"	0.050	305	20	1.3	RBAE12501115T50	393331	50	Tube
15/21	6"	3/4"	0.035	152	20	0.9	RBAE61521T05	393041	5	Card
15/21	6"	3/4"	0.035	152	20	0.9	RBAE61521T50	393058	50	Tube





TPI	LENGTH	WIDTH	THICKNESS	LENGTH [MM]	WIDTH [MM]	THICKNESS [MM]	MODEL #	PART #	QUANTITY PER PKG.	PACKAGE TYPE
15/21	6"	3/4"	0.050	152	20	1.3	RBAE6501521T05	393225	5	Card
15/21	6"	3/4"	0.050	152	20	1.3	RBAE6501521T50	393232	50	Tube
15/21	9"	3/4"	0.035	229	20	0.9	RBAE91521T05	393102	5	Card
15/21	9"	3/4"	0.035	229	20	0.9	RBAE91521T50	393119	50	Tube
15/21	9"	3/4"	0.050	229	20	1.3	RBAE9501521T05	393287	5	Card
15/21	9"	3/4"	0.050	229	20	1.3	RBAE9501521T50	393294	50	Tube
15/21	12"	3/4"	0.035	305	20	0.9	RBAE121521T05	393164	5	Card
15/21	12"	3/4"	0.035	305	20	0.9	RBAE121521T50	393171	50	Tube
15/21	12"	3/4"	0.050	305	20	1.3	RBAE12501521T05	393348	5	Card
15/21	12"	3/4"	0.050	305	20	1.3	RBAE12501521T50	393355	50	Tube



# RECIPROCATING SAW BLADES



## ADVANCED EDGE POWER® RECIPROCATING SAW BLADES

The Morse Advanced Edge Power reciprocating saw blade “powers” through the toughest applications. This heavy duty blade is perfect for cutting any machinable metal, as well as wood, wood composite, plastic, or rubber.

### FEATURES

- ▼ Available in 1" (25mm) width and .042" (1.00mm) thickness
- ▼ Straight tooth pitch
- ▼ Bi-metal construction

### BENEFITS

- ▼ 1" (25mm) width blades provide more rigidity and beam strength
- ▼ .042" 1.00mm) thick blades accept heavier feed pressure
- ▼ Smooth cutting action
- ▼ Long cutting life
- ▼ Heat and wear resistant

TPI	LENGTH	WIDTH	THICKNESS	LENGTH [MM]	WIDTH [MM]	THICKNESS [MM]	MODEL #	PART #	QUANTITY PER PKG.	PACKAGE TYPE
10	6"	1"	0.042	152	25	1.1	RBWP64210T05	392006	5	Card
10	6"	1"	0.042	152	25	1.1	RBWP64210T25	392013	25	Tube
10	9"	1"	0.042	229	25	1.1	RBWP94210T05	392068	5	Card
10	9"	1"	0.042	229	25	1.1	RBWP94210T25	392075	25	Tube
10	12"	1"	0.042	305	25	1.1	RBWP124210T05	392129	5	Card
10	12"	1"	0.042	305	25	1.1	RBWP124210T25	392136	25	Tube
14	6"	1"	0.042	152	25	1.1	RBWP64214T05	392020	5	Card
14	6"	1"	0.042	152	25	1.1	RBWP64214T25	392037	25	Tube
14	9"	1"	0.042	229	25	1.1	RBWP94214T05	392082	5	Card
14	9"	1"	0.042	229	25	1.1	RBWP94214T25	392099	25	Tube
14	12"	1"	0.042	305	25	1.1	RBWP124214T05	392143	5	Card
14	12"	1"	0.042	305	25	1.1	RBWP124214T25	392150	25	Tube
18	6"	1"	0.042	152	25	1.1	RBWP64218T05	392044	5	Card
18	6"	1"	0.042	152	25	1.1	RBWP64218T25	392051	25	Tube
18	9"	1"	0.042	229	25	1.1	RBWP94218T05	392105	5	Card
18	9"	1"	0.042	229	25	1.1	RBWP94218T25	392112	25	Tube
18	12"	1"	0.042	305	25	1.1	RBWP124218T05	392167	5	Card
18	12"	1"	0.042	305	25	1.1	RBWP124218T25	392174	25	Tube





### HAVOC® RECIPROCATING SAW BLADES

The Morse HAVOC Demolition reciprocating saw blade is specifically designed for "roughing in" applications on the construction site. This blade will cut through all types of wood, wood composites, metal, and nail embedded wood.



#### FEATURES

- ▼ Available in .062" (1.60mm) thickness
- ▼ Available in 7/8" (22mm) blade width
- ▼ Tapered blade body
- ▼ Straight tooth pitch
- ▼ Reinforced, positive rake 6 TPI tooth design
- ▼ Bi-metal construction

#### BENEFITS

- ▼ Provides minimum deflection for more stable cutting in wider cuts
- ▼ 7/8" (22mm) wide blades for increased rigidity and heavier feed pressure
- ▼ Best for plunge cutting
- ▼ Fast cutting
- ▼ High impact resistance
- ▼ More aggressive cutting
- ▼ Long cutting life
- ▼ Heat and wear resistant

TPI	LENGTH	WIDTH	THICKNESS	LENGTH [MM]	WIDTH [MM]	THICKNESS [MM]	MODEL #	PART #	QUANTITY PER PKG.	PACKAGE TYPE
6	6"	7/8"	0.062	152	22	1.6	RB66206T03	398350	3	
6	6"	7/8"	0.062	152	22	1.6	RB66206T20	398343	20	Tube
6	9"	7/8"	0.062	229	22	1.6	RB96206C	397186	1	Card
6	9"	7/8"	0.062	229	22	1.6	RB96206T03	402422	3	Card
6	9"	7/8"	0.062	229	22	1.6	RB96206T20	402415	20	Tube
6	12"	7/8"	0.062	305	22	1.6	RB126206C	397209	1	Card
6	12"	7/8"	0.062	305	22	1.6	RB126206T03	398312	3	Card
6	12"	7/8"	0.062	305	22	1.6	RB126206T20	398305	20	Tube
10	6"	7/8"	0.062	152	22	1.6	RB66210T03	398374	3	Card
10	6"	7/8"	0.062	152	22	1.6	RB66210T20	398367	20	Tube
10	9"	7/8"	0.062	229	22	1.6	RB96210T03	402446	3	Card
10	9"	7/8"	0.062	229	22	1.6	RB96210T20	402439	20	Tube
10	12"	7/8"	0.062	305	22	1.6	RB126210T03	398336	3	Card
10	12"	7/8"	0.062	305	22	1.6	RB126210T20	398329	20	Tube



# RECIPROCATING SAW BLADES



## RENOVATOR

### RENOVATOR® RECIPROCATING SAW BLADES

The Morse RENOVATOR reciprocating saw blade is the ultimate heavy duty, demolition/remodeling blade in the market. This blade cuts through wood and metals without leaving frayed or jagged cut edges, no need for additional finishing.

#### FEATURES

- ▼ Available in .062" (1.60mm) thickness
- ▼ Available in 1" (25mm) blade width
- ▼ Tapered blade body
- ▼ Variable tooth pitch
- ▼ Reinforced tooth design
- ▼ Bi-metal construction

#### BENEFITS

- ▼ Provides increased rigidity for more stable cutting in wider cuts
- ▼ 1" (25mm) wide blades offer more beam strength
- ▼ Best for plunge cutting
- ▼ Fast cutting
- ▼ Smooth cut finish
- ▼ High impact resistant tooth
- ▼ Long cutting life
- ▼ Heat and wear resistant

TPI	LENGTH	WIDTH	THICKNESS	LENGTH [MM]	WIDTH [MM]	THICKNESS [MM]	MODEL #	PART #	QUANTITY PER PKG.	PACKAGE TYPE
8/11	6"	1"	0.062	152	25	1.6	RBR662811T03	392518	3	Card
8/11	6"	1"	0.062	152	25	1.6	RBR662811T20	392525	20	Tube
8/11	9"	1"	0.062	229	25	1.6	RBR962811T03	392532	3	Card
8/11	9"	1"	0.062	229	25	1.6	RBR962811T20	392549	20	Tube
8/11	12"	1"	0.062	305	25	1.6	RBR1262811T03	392556	3	Card
8/11	12"	1"	0.062	305	25	1.6	RBR1262811T20	392563	20	Tube







## AUTO SALVAGE

### AUTO SALVAGE RECIPROCATING SAW BLADES

The Morse Auto SALVAGE reciprocating blade is targeted for any automotive reclamation/recycling, but can also be used for other automotive modifications requiring metal cutting.

#### FEATURES

- ▼ Available in .035" (0.90mm) thickness
- ▼ Available in 3/4" (20mm) blade width
- ▼ Straight & variable tooth pitch
- ▼ Bi-metal construction

#### BENEFITS

- ▼ .035" (0.90mm) thick blades for flexibility in tight spaces
- ▼ Cut between body panels, gets under stripped/rusted fasteners
- ▼ 3/4" (20mm) wide blades provide flexibility
- ▼ Allows for cutting in hard to reach places that a cutting torch would otherwise create more damage
- ▼ Smooth cutting action
- ▼ Long cutting life
- ▼ Heat and wear resistant

TPI	LENGTH	WIDTH	THICKNESS	LENGTH [MM]	WIDTH [MM]	THICKNESS [MM]	MODEL #	PART #	QUANTITY PER PKG.	PACKAGE TYPE
14	6"	3/4"	0.035	152	20	0.9	RBSA614T05	395519	5	Card
14	6"	3/4"	0.035	152	20	0.9	RBSA614T50	395526	50	Tube
14	8"	3/4"	0.035	203	20	0.9	RBSA814T05	395557	5	Card
14	8"	3/4"	0.035	203	20	0.9	RBSA814T50	395564	50	Tube
14	12"	3/4"	0.035	305	20	0.9	RBSA1214T05	395595	5	Card
14	12"	3/4"	0.035	305	20	0.9	RBSA1214T50	395601	50	Tube
18	6"	3/4"	0.035	152	20	0.9	RBSA618T05	395533	5	Card
18	6"	3/4"	0.035	152	20	0.9	RBSA618T50	395540	50	Tube
18	8"	3/4"	0.035	203	20	0.9	RBSA818T05	395571	5	Card
18	8"	3/4"	0.035	203	20	0.9	RBSA818T50	395588	50	Tube
18	12"	3/4"	0.035	305	20	0.9	RBSA1218T05	395632	5	Card
18	12"	3/4"	0.035	305	20	0.9	RBSA1218T50	395649	50	Tube
10/14	12"	3/4"	0.035	305	20	0.9	RBSA121014T05	395618	5	Card
10/14	12"	3/4"	0.035	305	20	0.9	RBSA121014T50	395625	50	Tube



# RECIPROCATING SAW BLADES



## AIR SAW

### AIR SAW RECIPROCATING SAW BLADES

The Morse AIR SAW reciprocating saw blade is specifically designed for use in pneumatic saws for thin sheet metal applications. Primarily used for automotive body modification and sheet metal fabrication.



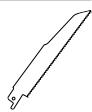
#### FEATURES

- ▼ Available in .025" and .035" thickness
- ▼ Blade widths of 1/2"
- ▼ Straight tooth pitch
- ▼ Bi-metal construction

#### BENEFITS

- ▼ Cut between body panels and under stripped/rusted fasteners
- ▼ 1/2" wide blades provide flexibility for radius cuts
- ▼ Smooth cutting action
- ▼ Long cutting life
- ▼ Heat and wear resistant

TPI	LENGTH	WIDTH	THICKNESS	LENGTH [MM]	WIDTH [MM]	THICKNESS [MM]	MODEL #	PART #	QUANTITY PER PKG.	PACKAGE TYPE
10	3-5/8"	1/2"	0.025	92	12.7	0.6	RBA3610T25	399128	25	Tube
10	4"	1/2"	0.025	102	12.7	0.6	RBA410T25	396967	25	Tube
14	3"	1/2"	0.025	76	12.7	0.6	RBA314T05	398220	5	Card
14	3"	1/2"	0.025	76	12.7	0.6	RBA314T25	398572	25	Tube
14	3"	1/2"	0.035	76	12.7	0.9	RBA33514T05	396806	5	Card
14	3"	1/2"	0.035	76	12.7	0.9	RBA33514T25	396882	25	Tube
14	3-5/8"	1/2"	0.025	92	12.7	0.6	RBA3614T25	399135	25	Tube
14	4"	1/2"	0.025	102	12.7	0.6	RBA414T05	397506	5	Card
14	4"	1/2"	0.025	102	12.7	0.6	RBA414T25	397513	25	Tube
14	4"	1/2"	0.035	102	12.7	0.9	RBA43514T05	396844	5	Card
14	4"	1/2"	0.035	102	12.7	0.9	RBA43514T25	396929	25	Tube
18	3"	1/2"	0.025	76	12.7	0.6	RBA318T05	398244	5	Card
18	3"	1/2"	0.025	76	12.7	0.6	RBA318T25	398589	25	Tube
18	3"	1/2"	0.035	76	12.7	0.9	RBA33518T05	396813	5	Card
18	3"	1/2"	0.035	76	12.7	0.9	RBA33518T25	396899	25	Tube
18	3-5/8"	1/2"	0.025	92	12.7	0.6	RBA3618T25	399142	25	Tube
18	4"	1/2"	0.025	102	12.7	0.6	RBA418T05	397520	5	Card
18	4"	1/2"	0.025	102	12.7	0.6	RBA418T25	397537	25	Tube
18	4"	1/2"	0.035	102	12.7	0.9	RBA43518T05	396851	5	Card
18	4"	1/2"	0.035	102	12.7	0.9	RBA43518T25	396936	25	Tube
24	3"	1/2"	0.025	76	12.7	0.6	RBA324T05	398268	5	Card
24	3"	1/2"	0.025	76	12.7	0.6	RBA324T25	398596	25	Tube
24	3"	1/2"	0.035	76	12.7	0.9	RBA33524T05	396820	5	Card
24	3"	1/2"	0.035	76	12.7	0.9	RBA33524T25	396905	25	Tube
24	3-5/8"	1/2"	0.025	92	12.7	0.6	RBA3624T25	399159	25	Tube
24	4"	1/2"	0.025	102	12.7	0.6	RBA424T05	397544	5	Card





TPI	LENGTH	WIDTH	THICKNESS	LENGTH [MM]	WIDTH [MM]	THICKNESS [MM]	MODEL #	PART #	QUANTITY PER PKG.	PACKAGE TYPE
24	4"	1/2"	0.025	102	12.7	0.6	RBA424T25	397551	25	Tube
24	4"	1/2"	0.035	102	12.7	0.9	RBA43524T05	396943	5	Card
24	4"	1/2"	0.035	102	12.7	0.9	RBA43524T25	396968	25	Tube
32	3"	1/2"	0.025	76	12.7	0.6	RBA332T05	398282	5	Card
32	3"	1/2"	0.025	76	12.7	0.6	RBA332T25	398602	25	Tube
32	3"	1/2"	0.035	76	12.7	0.9	RBA33532T05	396837	5	Card
32	3"	1/2"	0.035	76	12.7	0.9	RBA33532T25	396912	25	Tube
32	4"	1/2"	0.025	102	12.7	0.6	RBA432T05	397568	5	Card
32	4"	1/2"	0.025	102	12.7	0.6	RBA432T25	397575	25	Tube
32	4"	1/2"	0.035	102	12.7	0.9	RBA43532T05	396875	5	Card
32	4"	1/2"	0.035	102	12.7	0.9	RBA43532T25	396950	25	Tube



# PIPE BOSS

## PIPE BOSS® RECIPROCATING SAW BLADES

The Morse PIPE BOSS reciprocating saw blade is specifically targeted for tailpipe and muffler removal, but can also be used for other automotive modifications where metal cutting is necessary.

### FEATURES

- ▼ Available in .050" (1.30mm) thickness
- ▼ Available in 1" (25mm) blade width
- ▼ Straight tooth pitch
- ▼ Bi-metal construction

### BENEFITS

- ▼ .050" (1.30mm) thick blades accept heavier feed pressure
- ▼ 1" (25mm) wide blades provide more rigidity and beam strength
- ▼ Smooth cutting action
- ▼ Heat and wear resistant
- ▼ Long cutting life

TPI	LENGTH	WIDTH	THICKNESS	LENGTH [MM]	WIDTH [MM]	THICKNESS [MM]	MODEL #	PART #	QUANTITY PER PKG.	PACKAGE TYPE
14	6"	1"	0.050	152	25	1.30	RBPB65014T05	395014	5	Card
14	6"	1"	0.050	152	25	1.30	RBPB65014T25	395021	25	Tube
14	9"	1"	0.050	229	25	1.30	RBPB95014T05	395038	5	Card
14	9"	1"	0.050	229	25	1.30	RBPB95014T25	395045	25	Tube
14	12"	1"	0.050	305	25	1.30	RBPB125014T05	395052	5	Card
14	12"	1"	0.050	305	25	1.30	RBPB125014T25	395069	25	Tube



# RECIPROCATING SAW BLADES



## FIRE + RESCUE RECIPROCATING SAW BLADES

The Morse FIRE + RESCUE reciprocating saw blade is preferred by professional firefighters who rely on quality and consistency. This blade is specifically designed for automotive extrication.

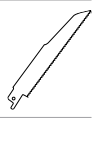
### FEATURES

- ▼ Available in .062" thickness
- ▼ Available in 7/8" blade width
- ▼ Straight tooth pitch
- ▼ Optimized set pattern
- ▼ Bi-metal construction

### BENEFITS

- ▼ Provides minimum deflection for more stable cutting in wider cuts
- ▼ 7/8" wide blades for increased rigidity and heavier feed pressures
- ▼ Quick and more efficient cutting in multiple wall applications
- ▼ Reduces vibration and operator fatigue
- ▼ Reduces chance for blade binding in cut
- ▼ Long cutting life
- ▼ Heat and wear resistant

TPI	LENGTH	WIDTH	THICKNESS	LENGTH [MM]	WIDTH [MM]	THICKNESS [MM]	MODEL #	PART #	QUANTITY PER PKG.	PACKAGE TYPE
10	6"	7/8"	0.062	152	22	1.6	RBFR66210WT03	403665	3	Card
10	6"	7/8"	0.062	152	22	1.6	RBFR66210WT20	403511	20	Tube
10	9"	7/8"	0.062	229	22	1.6	RBFR96210WT03	403689	3	Card
10	9"	7/8"	0.062	229	22	1.6	RBFR96210WT20	403528	20	Tube
10	12"	7/8"	0.062	305	22	1.6	RBFR126210WT03	403702	3	Card
10	12"	7/8"	0.062	305	22	1.6	RBFR126210WT20	403504	20	Tube
14	6"	7/8"	0.062	152	22	1.6	RBFR66214WC	397117	1	Card
14	6"	7/8"	0.062	152	22	1.6	RBFR66214WT03	403672	3	Card
14	6"	7/8"	0.062	152	22	1.6	RBFR66214WT20	403542	20	Tube
14	9"	7/8"	0.062	229	22	1.6	RBFR96214WC	397131	1	Card
14	9"	7/8"	0.062	229	22	1.6	RBFR96214WT03	403696	3	Card
14	9"	7/8"	0.062	229	22	1.6	RBFR96214WT20	403559	20	Tube
14	12"	7/8"	0.062	305	22	1.6	RBFR126214WC	397155	1	Card
14	12"	7/8"	0.062	305	22	1.6	RBFR126214WT03	403719	3	Card
14	12"	7/8"	0.062	305	22	1.6	RBFR126214WT20	403535	20	Tube





## MORSE PLASTER

PLASTER / LATH & DRYWALL CUTTING

### PLASTER RECIPROCATING SAW BLADES

The Morse PLASTER reciprocating saw blade is specifically designed for cutting drywall, plasterboard, and plaster with wood or metal lath. With a "V" style tooth, cut edge fraying/chipping is significantly reduced, requiring less finishing.

#### FEATURES

- ▼ Available in .050" thickness
- ▼ Blade width of 3/4"
- ▼ Special "V" tooth design
- ▼ Bi-metal construction

#### BENEFITS

- ▼ .050" blades for increased rigidity and heavier feed pressures
- ▼ 3/4" wide blades provide flexibility
- ▼ Cuts in both directions
- ▼ Long cutting life
- ▼ Heat and wear resistant

TPI	LENGTH	WIDTH	THICKNESS	LENGTH [MM]	WIDTH [MM]	THICKNESS [MM]	MODEL #	PART #	QUANTITY PER PKG.	PACKAGE TYPE
6	6"	3/4"	0.05	152	20	1.3	RB606PT05	400350	5	Card
6	6"	3/4"	0.05	152	20	1.3	RB606PT50	400343	50	Tube



## U-SHANK

### U-SHANK RECIPROCATING SAW BLADES

The Morse U-SHANK reciprocating saw blade is designed for cutting pipes and metal sections. Fits pipe clamp recip saws from manufacturers like REMS, Roller's, Ridgid, Pace and Flex.

#### FEATURES

- ▼ Available in .035", .050" and .062" thickness
- ▼ Blade widths of 1"
- ▼ Coarse and fine tooth pitches
- ▼ Bi-metal construction

#### BENEFITS

- ▼ .035" blades for flexibility in tight spaces
- ▼ .050" blades for straighter cuts
- ▼ 1" wide blades provide more rigidity and beam strength
- ▼ Coarse/Plastic Fine/Metal
- ▼ Long cutting life
- ▼ Heat and wear resistant

TPI	LENGTH	WIDTH	THICKNESS	LENGTH [MM]	WIDTH [MM]	THICKNESS [MM]	MODEL #	PART #	QUANTITY PER PKG.	PACKAGE TYPE
6	12"	1"	0.050	305	25	1.3	RBU1206T05	403641	5	Tube
8	5.5"	1"	0.062	140	25	1.6	RBU5508T05	400015	5	Tube
8	8"	1"	0.062	203	25	1.6	RBU808T05	400053	5	Tube
8	10.5"	1"	0.062	269	25	1.6	RBU10508T05	399975	5	Tube
8	12"	1"	0.062	305	25	1.6	RBU1208T05	403610	5	Tube
14	5.5"	1"	0.035	140	25	0.9	RBU5514T05	400039	5	Tube
14	8"	1"	0.035	203	25	0.9	RBU814T05	400077	5	Tube
14	12"	1"	0.035	305	25	0.9	RBU1214T05	403627	5	Tube



# RECIPROCATING SAW BLADES



## DIAMONDGRIT™

### DIAMOND GRIT® RECIPROCATING SAW BLADES

The Morse DIAMOND GRIT reciprocating saw blade is specifically designed for the commercial or residential cutting of ceramics, granites, and stone.

#### FEATURES

- ▼ Available in 3/4" width
- ▼ Tempered steel blade body
- ▼ Industrial diamond grit edge
- ▼ Narrow kerf

#### BENEFITS

- ▼ Blades provide flexibility
- ▼ Durable, straighter cuts
- ▼ Smooth cutting action
- ▼ Longer life than carbide grit
- ▼ Fast cutting

TPI	LENGTH	WIDTH	GRIT	LENGTH [MM]	WIDTH [MM]	MODEL #	PART #	QUANTITY PER PKG.	PACKAGE TYPE
DG	6"	3/4"	Coarse	152	20	RBDG6C	129701	1	Card
DG	9"	3/4"	Coarse	229	20	RBDG9C	129718	1	Card





## CARBIDE GRIT

### CARBIDE GRIT RECIPROCATING SAW BLADES

The Morse CARBIDE GRIT reciprocating saw blade is the best design for cutting materials too thin, hard, or abrasive for conventional carbide tipped or bi-metal blades. Applications such as hardened steel, formed glass, fiberglass, laminates and composites.

#### FEATURES

- ▼ Available in 3/4" (20mm) width
- ▼ Tempered steel body
- ▼ Carbide grit edge
- ▼ Narrow kerf

#### BENEFITS

- ▼ 3/4" wide blades for greater flexibility
- ▼ Durable, straighter cuts
- ▼ Won't tear thin materials
- ▼ Resistant to heat
- ▼ Fast cutting

TPI	LENGTH	WIDTH	GRIT	LENGTH [MM]	WIDTH [MM]	MODEL #	PART #	QUANTITY PER PKG.	PACKAGE TYPE
Grit	4"	3/4"	Coarse	102	20	RCTCG4	402750	1	Card
Grit	4"	3/4"	Coarse	102	20	RTCG4T03	403368	3	Card
Grit	4"	3/4"	Coarse	102	20	RTCG4T25	402910	25	Tube
Grit	6"	3/4"	Coarse	152	20	RCTCG6	402767	1	Card
Grit	6"	3/4"	Coarse	152	20	RTCG6T03	403375	3	Card
Grit	6"	3/4"	Coarse	152	20	RTCG6T25	402927	25	Tube
Grit	8"	3/4"	Coarse	203	20	RCTCG8	402774	1	Card
Grit	8"	3/4"	Coarse	203	20	RTCG8T03	403382	3	Card
Grit	8"	3/4"	Coarse	203	20	RTCG8T25	402934	25	Tube



## PALLET DISMANTLER

### PALLET DISMANTLER RECIPROCATING SAW BLADES

The Morse PALLET DISMANTLER reciprocating saw blade is specifically designed for pallet recycling.

#### FEATURES

- ▼ Available in 3/4" width by .035" thickness
- ▼ Round nose design
- ▼ Straight tooth pitch
- ▼ Narrow kerf

#### BENEFITS

- ▼ .035" (0.90mm) blades for greater flexibility to get between boards
- ▼ Helps prevent blade from catching between boards
- ▼ Smooth cutting action
- ▼ Fast cutting
- ▼ Less damage to boards that can be re-used

TPI	LENGTH	WIDTH	THICKNESS	LENGTH [MM]	WIDTH [MM]	THICKNESS [MM]	MODEL #	PART #	QUANTITY PER PKG.	PACKAGE TYPE
10	8"	3/4"	0.035	203	20	0.9	RB810RRPB500	401425	500	Box
10	9"	3/4"	0.035	229	20	0.9	RB910RRPB250	401661	250	Box
10	10"	3/4"	0.035	254	20	0.9	RB1010RRPB250	401463	250	Box



# RECIPROCATING SAW BLADES



## CARBIDE TIPPED

### CARBIDE TIPPED RECIPROCATING SAW BLADES

The Morse CARBIDE TIPPED reciprocating saw blade is best for abrasive material applications that still require the cutting action and chip clearing capacity of gullets for speed of cut. Applications such as wood composites (particle board), nail free wood, plastics, non-ferrous metals (aluminum), and fiberglass.

#### FEATURES

- ▼ Available in 3/4" width by .050" thickness
- ▼ Coarse, ground teeth
- ▼ Carbide tooth tips
- ▼ Narrow kerf

#### BENEFITS

- ▼ Durable, straighter cuts
- ▼ Aggressive, fast cutting
- ▼ Ground for clean, accurate cuts
- ▼ Won't tear thin materials
- ▼ Resistant to heat
- ▼ Fast cutting

TPI	LENGTH	WIDTH	THICKNESS	LENGTH [MM]	WIDTH [MM]	THICKNESS [MM]	MODEL #	PART #	QUANTITY PER PKG.	PACKAGE TYPE
3	6"	3/4"	0.050	152	20	1.3	RTCT603C	403047	1	Card
3	6"	3/4"	0.050	152	20	1.3	RTCT603T03	403443	3	Card
3	6"	3/4"	0.050	152	20	1.3	RTCT603T25	403122	25	Tube
3	9"	3/4"	0.050	229	20	1.3	RTCT903C	403061	1	Card
3	9"	3/4"	0.050	229	20	1.3	RTCT903T03	403467	3	Card
3	9"	3/4"	0.050	229	20	1.3	RTCT903T25	403146	25	Tube
3	12"	3/4"	0.050	305	20	1.3	RTCT1203C	403085	1	Card
3	12"	3/4"	0.050	305	20	1.3	RTCT1203T03	403481	3	Card
3	12"	3/4"	0.050	305	20	1.3	RTCT1203T25	403108	25	Tube
6	6"	3/4"	0.050	152	20	1.3	RTCT606SC	403054	1	Card
6	6"	3/4"	0.050	152	20	1.3	RTCT606ST03	403450	3	Card
6	6"	3/4"	0.050	152	20	1.3	RTCT606ST25	403139	25	Tube
6	9"	3/4"	0.050	229	20	1.3	RTCT906C	403078	1	Card
6	9"	3/4"	0.050	229	20	1.3	RTCT906T03	403474	3	Card
6	9"	3/4"	0.050	229	20	1.3	RTCT906T25	403153	25	Tube
6	12"	3/4"	0.050	305	20	1.3	RTCT1206C	403092	1	Card
6	12"	3/4"	0.050	305	20	1.3	RTCT1206T03	403498	3	Card
6	12"	3/4"	0.050	305	20	1.3	RTCT1206T25	403115	25	Tube







# JABSAW

## JAB SAWS

Heavy duty, ergonomic handle to use with either a reciprocating or a hack saw blade. Allows for quick blade changes for various applications.



Description	Model#	Part#	Quantity Per Pkg.	Package Type
Jab Saw with 6" (152mm) .050" (1.30mm) 6 TPI Blade	JSHRBC01	397063	1	Card

# RECIP KITS & ASSORTMENTS

## RECIP KITS

Multi-pack assortments of popular blade types and sizes for a variety of applications. Kits come with plastic storage boxes or tubes.



Description	Model#	Part#	Contents
General Purpose Kit	RBKITGPO1	397483	(5) ea: RB618, (6) ea: RB65006, (2) ea: RB814, RB8501014, RB95006 + Storage Tube
Heavy Duty Kit	RBKITHDO1	397490	(4) ea: RBWP64218, (2) ea: RB66210, RBFR66214W, RB96210, RBWP94214 + Storage Tube
Demolition Kit	RBKITDM01	397971	(3) ea: RBR662811, (2) ea: RB66206, RB66210, RB96206, RBR962811 + Storage Tube
Contractor General Use Kit	RBKIT01	405003	(14) ea: RB63506, (7) ea: RB610, RB61014, RB614, RB618,
Contractor Heavy Duty Kit	RBKIT02	405010	(10) ea: RB65006, (5) ea: RB65058, RB6501014, RB65014, RB65018
Demolition Kit	RBKIT03	405027	(5) ea: RB65006, RB65058, RB6501014, (4) ea: RB66206 / (8) ea: RB66210
Assortment Card	RBPO1	403030	(1) ea: RB414, RB418, RB614, RB618, RB65006





METAL DEVIL METAL CUTTING  
**CIRCULAR SAW BLADES**

<b>BLADE TYPE</b>	<b>APPLICATION</b>
Metal Devil CL	Designed to be optimized for use on cordless metal cutting circular saws.
Metal Devil NXT Steel	Used to cut angle iron, steel plate, channel iron, I-beams, pipe and other ferrous metal shapes and parts.
Metal Devil NXT Thin Steel	Used to cut ferrous metals under 1/8" without bending the cut edge including corrugated roofing, sheet metal, conduit, and steel studs.
Metal Devil NXT Stainless Steel	Used to cut all stainless steel, including 1/4" or thinner stainless plate, or 1/8" or thinner wall stainless tube.
Metal Devil NXT Aluminum	Used to cut all 3/8" or thinner aluminum parts including extrusions, plate, angle and grating.
Metal Devil NXT Steel Studs (14" only)	Specially engineered to make quick, clean, accurate cuts on steel studs with square or miter cuts using 14" metal cutting saws.

# METAL CUTTING CIRCULAR SAW BLADES

## CUT THROUGH STEEL AND OTHER TOUGH METALS **FASTER THAN EVER**

Unique combinations of metallurgy and blade configurations are tailored for peak performance in specific applications.

### FEATURES & BENEFITS

#### CUT **COOL**

- ▼ Touch the freshly cut metal edges. You will be amazed to find how cool it is to the touch.

#### CUT **FASTER**

- ▼ Cut through 6" x 1/4" thick steel in approximately 12 seconds.

#### CUT **LONGER**

- ▼ Exceptional wear resistance. Make more cuts than any other metal cutting blade on the market today.



MADE IN U.S.A.



Blade Type	Applications
<b>Metal Devil CL™</b>	Designed to be optimized for use on cordless metal cutting circular saws.
<b>Metal Devil NXT® Steel</b>	Used to cut angle iron 1/4" (6mm) max thickness, steel plate, channel iron, I-beams, pipe and other ferrous metal shapes and parts.
<b>Metal Devil NXT® Stainless Steel</b>	Used to cut all stainless steel, including 1/4" or thinner stainless plate, or 1/8" or thinner wall stainless tube.
<b>Metal Devil NXT® Aluminum</b>	Used to cut all 3/8" or thinner aluminum parts including extrusions, plate, angle and grating.
<b>Metal Devil NXT® Thin Steel</b>	Used to cut ferrous metals under 1/8" without bending the cut edge including corrugated roofing, sheet metal, conduit, and steel studs.
<b>Metal Devil NXT® Steel Studs (14" only)</b>	Specially engineered to make quick, clean, accurate cuts on steel studs with square or miter cuts using 14" metal cutting saws.



# CIRCULAR SAW BLADES



## METAL DEVIL METAL-CUTTING CIRCULAR SAW BLADES

Cut through steel and other tough metals faster than ever. Unique combinations of metallurgy and blade configurations are tailored for peak performance in specific applications.

### APPLICATIONS

- ▼ Steel, angle iron, steel plate, channel iron, I-beams, pipe
- ▼ Thin Steel
- ▼ Stainless Steel (1/4" or less)
- ▼ Aluminum
- ▼ Steel Studs (14" only)

### BENEFITS

- ▼ Optimized for use on cordless metal cutting circular saws
- ▼ Cuts thin material without bending the edge
- ▼ Quick, clean, accurate cutting without secondary work
- ▼ Cut edges cool enough to handle immediately

Blade Diameter	Part Number	#of Teeth	Arbor	Applications	Computer#	MAX RPM	Machine
5-3/8" 137mm	CSM5383258NSC	32	5/8	Steel	101332	4200	Makita BCS550 / BSS501
	CSM53832NSC	32	20mm	Steel	101325	4200	Milwaukee M18
	CSM53848NAC	48	20-10mm-5/8	Aluminum	101578	4200	Makita BCS550 / BSS501
	CSM53850CLTSC ▼	50	20mm	Thin Steel	101769	4200	Panasonic EY3530NGMKW / EY452L-N2M
6-1/4" 159mm	CSM62554NAC	54	5/8	Aluminum	101585	4200	Makita 5046DWDE
	CSM62548NSIC	48	20-16mm	Steel	101509	4200	Standard Circular Saws
	CSM62556CLTSC ▼	56	20mm	Thin Steel	101776	4200	Cordless Circular Saws
6-1/2" 165mm	CSM650402ONSC	40	20mm	Steel	101523	4200	Panasonic EY3552GGW
	CSM65040NSC	40	5/8	Steel	101516	4200	Bosch CCS180K / 1617K
	CSM6504058CLSC ▼	40	5/8	Steel	100984	4200	Makita BSS610
	CSM6504858CLSSC ▼	48	5/8	Stainless Steel	101714	4200	Dewalt DC310K / DC390K
	CSM6505658CLAC ▼	56	5/8	Aluminum	101738	4200	Ridgid R3203
	CSM6504020CLSC ▼	40	20mm	Steel	101745	4200	Milwaukee 2630-20 / 0730-20
	CSM6504820CLSSC ▼	48	20mm	Stainless Steel	101707	4200	Hilti SCM22-A/DIO4891A
6-3/4" 171mm	CSM67540NSC	40	20mm	Steel	101530	4200	Panasonic EY3552GGW
7" 178mm	CSM740NSC	40	20mm	Steel	101363	5800	Hilti SCM18-A/03490197
	CSM744NSSC	44	20mm	Stainless Steel	101677	5800	Dewalt DW934K-2
	CSM754NAC	54	20mm	Aluminum	101608	5800	Dewalt DW934K-2
	CSM768NTSC	68	20mm	ThinSteel	101783	5800	Standard Circular Saws
7-1/4" 184mm	CSM72540NSC	40	5/8 KO	Steel	101349	5800	Morse CSM7MB / CSM7NXTB
	CSM72548NSC	48	5/8 KO	Steel	101356	5800	Evolution Steel Saw
	CSM72560NAC	60	5/8 KO	Aluminum	101615	5800	Jancy MCSLO7-2
	CSM72568NTSC	68	5/8 KO	ThinSteel	101790	5800	Milwaukee 0740-20
	CSM7254020SC	40	20mm	Steel	101547	5800	Bosch CS5 / CS10 / CS20 / 1677M / 1677MD
	CSM72548NSIC	48	20mm	Steel	101554	5800	Dewalt DC300K / 364 / DW368
7-1/2" 191mm	CSM7506830TSIC	68	30mm	Thin Steel	100533	5800	DW369CSK Makita 4131 / 5057KB / 5007FAK / 5007FK / 5740NB / 5377MG / 5277NB Milwaukee 6390-20 / 6391-21 / 6394-21 / 6477-20
							Evolution Fury / Outrage / Rage 1 / Rage 4

▼ Denotes CL (Cordless Blades)





Blade Diameter	Part Number	#of Teeth	Arbor	Applications	Computer#	MAX RPM	Machine
8" 203mm	CSM842NSC	42	5/8	Steel	101387	5800	Milwaukee 6370-20
	CSM848NSC	48	5/8	Steel	101394	5800	
	CSM850NSSC	50	5/8	Stainless	101684	5800	
	CSM860NAC	60	5/8	Aluminum	101622	5800	
	CSM868NTSC	68	5/8	Thin Steel	101806	5800	
8-1/4" 210mm	CSM82548NSC	48	5/8 KO	Steel	101370	5800	Dewalt DW384, Makita 5008MGA
9" 229mm	CSM948NSC	48	1	Steel	101400	3200	Morse CSM9MB / CSM9NXTB Evolution Steel Saw 5 Jancy MCSL09 / MCSL09-2
	CSM956NSSC	56	1	Stainless	101691	3200	
	CSM968NTSC	68	1	Thin Steel	101813	3200	
	CSM972NAC	72	1	Aluminum	101639	3200	
10" 254mm	CSM1052NTSC	52	5/8 KO	Thin Steel	101820	5200	Bosch 4410 / 4405 Dewalt DW713 Ridgid MS1065LZA
	CSM1072NAC	72	5/8 KO	Aluminum	101646	5500	
12" 305mm	CSM1260NSC	60	1	Steel	101561	1800	Makita LC1230
	CSM1280NAC	80	1	Aluminum	101653	3800	
	CSM1280NTSC	80	1	Thin Steel	101837	2000	
14" 356mm	CSM1466NSC	66	1	Steel	101318	1800	Morse CSM14MB Dewalt DW872 Evolution Fury2 / Rage2 Evolution Steel Saw2 Jancy MCCS14 MCCS14-2 Milwaukee 6190-20 Ridgid 614
	CSM1480NAC	80	1	Aluminum	101660	3800	
	CSM1481NSTC	81	1	Steel Studs	100786	1800	
	CSM1490NTSC	90	1	Thin Steel	101844	1800	
	CSM1490NSSC	90	1	Stainless	100793	1800	

5-3/8" blades include special bushings allowing them to fit 20mm, 10mm and 5/8" arbor holes.

\*5/8 KO fits both diamond and circular arbors. **Blades in red indicate international machine arbor sizes.**



# CIRCULAR SAW BLADES



## METAL DEVIL NXT® CIRCULAR SAWS

M. K. Morse stocks factory original circular saw machine parts and offers machine repairs at our facility in Canton, Ohio.



### 7" CSM7NXTB

COMPUTER NO. 100960

#### INCLUDES

Laser Guide, 0-45° Beveling, Overload Switch, Cutting Guide, Ergonomically Designed Side Handle, Retracting Blade Guard, Quick Release Metal Chip Collection Chamber and Easy Blade Changes, 7' Power Cord, Carrying Case, Safety Goggles, Ear Plugs, Metal Devil NXT Steel Cutting Blade.

#### CUTTING CAPABILITIES

2-3/8" Maximum Cutting Reach  
1/4" Maximum Thickness of Cut Mild Steel  
0-45° Bevel Cut

#### SPECIFICATIONS

3800 RPM | 1560 Watts  
120 V | 60Hz | 13 Amp  
20mm Arbor  
Weight: 18 lbs



### 9" CSM9NXTB

COMPUTER NO. 100977

#### INCLUDES

Laser Guide, 0-45° Beveling, Overload Switch, Cutting Guide, Ergonomically Designed Side Handle, Retracting Blade Guard, Quick Release Metal Chip Collection Chamber and Easy Blade Changes, 7' Power Cord, Carrying Case, Safety Goggles, Ear Plugs, Metal Devil NXT Steel Cutting Blade.

#### CUTTING CAPABILITIES

3-1/4" Maximum Cutting Reach  
3/8" Maximum Thickness of Cut Mild Steel  
0-45° Bevel Cut

#### SPECIFICATIONS

2300 RPM | 1800 Watts  
120 V | 60Hz | 15 Amp  
1" Arbor  
Weight: 22 lbs



### 14" CSM14MB

COMPUTER NO. 101172

#### INCLUDES

0-45° Mitering Vice, Overload Switch, Retracting Blade Guard, Quick Release Metal Chip Collection Chamber, 6mm & 8mm, Blade Wrench, Safety Goggles, Ear Plugs, Metal Devil NXT, Steel Cutting Blade.

#### CUTTING CAPABILITIES

	45°	90°
ROUND	4 1/8"	5 1/8"
SQUARE	3 1/2" X 3 1/2"	4 3/4" X 4 3/4"
RECTANGLE	3 1/8" X 4 3/8"	3 3/4" X 7 1/4"

#### SPECIFICATIONS

1300 RPM  
120 V | 60Hz | 15 Amp  
1" Arbor  
Weight: 53 lbs



# METAL CUTTING ACCESSORIES



## METAL DEVIL V-BLOCKS

CSP14A01 / 100724

Maximum Material Dimensions to be used with V-Blocks:

- ▼ Square 3 7/8
- ▼ Round 3"

### BENEFITS

- ▼ Durable Steel Body
- ▼ Securely Holds Rounds, Squares & Rectangular Materials
- ▼ Can Employ Several Vice Configurations to Accommodate a Variety of Structural Materials
- ▼ Strengthen The Clamping Performance of the Vice System
- ▼ Improves Cutting Performance on Structural Shapes
- ▼ Optimizes Blade Life
- ▼ Provides Precise Cutting Results
- ▼ Reduces Opportunity for Machine Damage



## ABRASIVE WHEEL MANDRELS

These mandrels are made to fit Type 1 resin bonded wheels that are a popular choice for high speed air or electric die grinders for both cut-off and grinding applications.



### APPLICATIONS

- ▼ Type 1 resin bonded wheels on die grinders

### BENEFITS

- ▼ Precision machined to ensure concentricity for faster cutting and safer operation
- ▼ Flush Type for special access applications such as flush cuts or corner cuts
- ▼ Nut Type for general purpose cutting, slotting or grinding applications

### Two styles:

		MODEL #	COMPUTER #	SHANK SIZE	ARBOR HOLE SIZE	FITS WHEEL THICKNESS
Nut Type	Flush Type					
						
for general purpose cutting, slotting or grinding applications.	for special access applications such as flush cuts or corner cuts.					
		Flush Type				
		HMANF15	690089	1/4	3/8	1/32-1/4
		HMANF250-S	690102	1/4	1/4	1/32-1/4
		HMANF250-L	690096	1/4	1/4	1/4-1/2
		HMANF375-S	690126	3/8	3/8	1/32-1/4
		HMANF375-L	690119	3/8	3/8	1/4-1/2
		HMAN40 Kit	690164	1/4, 3/8	1/4, 3/8	1/32-1/4
		HMANC40 Card	690010	1/4	1/4	1/32-1/4
		Nut Type				
		HMAN15	690133	1/4	3/8	1/32-1/4
		HMAN250	690140	1/4	1/4	1/32-3/8
		HMAN375	690157	3/8	3/8	1/32-1/2





M. K. MORSE

## PORTABLE BAND SAW BLADES

### BLADE TYPE

Morse 811/1216  
High Performance  
Universal Blade

### APPLICATION

A truly universal usage blade. Cuts machinable metals, stainless steel, plastics and nail embedded wood. The unique tooth geometry and bi-metal construction provide exceptional blade life with excellent speed-of-cut performance. This blade can easily cut materials you would cut with 8/12 through 18 teeth per inch blades.

Master Cobalt Bi-Metal

Use on machinable metals, including stainless steel, pipe, tubing and solids. Bi-Metal blades offer high heat, wear and shock resistance. Variable pitch allows a broader range of applications and reduced vibration when cutting. This combination results in the longest blade life among competitive blades.

Straight Pitch Bi-Metal

Use on machinable metals, including stainless steel, pipe, tubing and solids. Premium straight pitch blades offer high resistance to heat, wear and shock contributing to longer blade life.

Carbon Steel

Use on easy to machine metals. These economical blades are straight pitch.

Stationary Band Saw  
Blades

Use for cutting wood and easy to machine metals. Carbon hard edge/flex back blades offer reliable performance.



# PORTABLE BAND SAW BLADES



## 811 & 1216

### 811 & 1216 PORTABLE BAND SAW BLADES

These high performance bi-metal portable band saw blades deliver exceptional performance and the most cuts per blade in the market.

#### APPLICATIONS

- ▼ Machinable metals
- ▼ Stainless steel
- ▼ Pipe
- ▼ Tubing
- ▼ Solids

#### BENEFITS

- ▼ Shock resistant teeth great for cutting machinable metals
- ▼ Variable pitch allows a broader range of applications and reduced vibration
- ▼ Available in a variety of lengths for any portable saw on the market

LENGTH X WIDTH X THICKNESS		TPI	SET	BOXED 3/BOX		BOXED 25/BOX		BULK 100/CARTON	
INCHES	MM			MODEL #	COMP. #	MODEL #	COMP. #	MODEL #	COMP. #
<b>HEAVY WALL BLADES</b>									
27-3/16 X 1/2 X .020	691 X 12.7 X .50	8/11	Modified Raker	ZWEP27811MC	002653				
28-13/16 X 1/2 X .020	732 X 12.7 X .50	8/11	Modified Raker	ZWEP28811MC	002660				
32-7/8 X 1/2 X .020	835 X 12.7 X .50	8/11	Modified Raker	ZWEP32811MC	002677				
35-3/8 X 1/2 X .020	899 X 12.7 X .50	8/11	Modified Raker	ZWEP35811MC	002684				
44-7/8 X 1/2 X .020	1140 X 12.7 X .50	8/11	Modified Raker	ZWEP44811MC	002486	ZWEP44811MCB25	002462	ZWEP44811MCB	002455
<b>THIN WALL BLADES</b>									
27-3/16 X 1/2 X .020	691 X 12.7 X .50	12/16	Modified Raker	ZWEP271216MC	002691				
28-13/16 X 1/2 X .020	732 X 12.7 X .50	12/16	Modified Raker	ZWEP281216MC	002707				
32-7/8 X 1/2 X .020	835 X 12.7 X .50	12/16	Modified Raker	ZWEP321216MC	002714				
35-3/8 X 1/2 X .020	899 X 12.7 X .50	12/16	Modified Raker	ZWEP351216MC	002721				
44-7/8 X 1/2 X .020	1140 X 12.7 X .50	12/16	Modified Raker	ZWEP441216MC	002738	ZWEP441216MCB25	002745	ZWEP441216MCB	002752



# PORTABLE BAND SAW BLADES

## MASTER COBALT

Variable pitch teeth on these premium bi-metal portable band saw blades reduces vibration when cutting. Features Matrix II cutting edges and the longest life compared to any competitive blades. Available in several lengths as well as standard (.020") and heavy duty (.025") thickness.

### APPLICATIONS

- ▼ Machinable metals
- ▼ Stainless steel
- ▼ Pipe
- ▼ Tubing
- ▼ Solids

### BENEFITS

- ▼ Shock resistant teeth great for cutting machinable metals
- ▼ Variable pitch allows a broader range of applications and reduced vibration
- ▼ Special heavy duty skus available in .025" thickness
- ▼ Straight pitch teeth for better chip clearance and fast cutting
- ▼ Available in a variety of lengths for any portable saw on the market

LENGTH X WIDTH X THICKNESS		TPI	SET	BOXED 3/BOX		BOXED 25/BOX		BULK 100/CARTON	
INCHES	MM			MODEL #	COMP. #	MODEL #	COMP. #	MODEL #	COMP. #
VARIABLE PITCH									
27-3/16 X 1/2 X .020	691 X 12.7 X .50	14/18	Wavy	ZWEP271418MC	001823			ZWEP271418MCB	001847
28-13/16 X 1/2 X .020	732 X 12.7 X .50	10/14	Modified Raker	ZWEP281014MC	001755			ZWEP281014MCB	001786
28-13/16 X 1/2 X .020	732 X 12.7 X .50	14/18	Wavy	ZWEP281418MC	001748			ZWEP281418MCB	001779
32-7/8 X 1/2 X .020	835 X 12.7 X .50	10/14	Modified Raker	ZWEP321014MC	001861			ZWEP321014MCB	003292
32-7/8 X 1/2 X .020	835 X 12.7 X .50	14/18	Wavy	ZWEP321418MC	001892			ZWEP321418MCB	003308
32-7/8 X 1/2 X .020	835 X 12.7 X .50	20/24	Wavy	ZWEP322024MC	001878			ZWEP322024MCB	003315
35-3/8 X 1/2 X .020	899 X 12.7 X .50	10/14	Modified Raker	ZWEP351014MC	003049			ZWEP351014MCB	003445
35-3/8 X 1/2 X .020	899 X 12.7 X .50	14/18	Wavy	ZWEP351418MC	003056			ZWEP351418MCB	003452
35-3/8 X 1/2 X .020	899 X 12.7 X .50	20/24	Wavy	ZWEP352024MC	003063			ZWEP352024MCB	003469
44-7/8 X 1/2 X .020	1140 X 12.7 X .50	10/14	Modified Raker	ZWEP441014MC	001175	ZWEP441014MCB5	002370	ZWEP441014MCB	002233
44-7/8 X 1/2 X .020	1140 X 12.7 X .50	14/18	Wavy	ZWEP441418MC	001182			ZWEP441418MCB	002240
44-7/8 X 1/2 X .020	1140 X 12.7 X .50	20/24	Wavy	ZWEP442024MC	001199	ZWEP442024MCB5	002363	ZWEP442024MCB	002257
44-7/8 X 1/2 X .025	1140 X 12.7 X .63	10/14	Modified Raker	ZWEP44251014	001953				
44-7/8 X 1/2 X .025	1140 X 12.7 X .63	14/18	Wavy	ZWEP44251418	001960				





## STRAIGHT PITCH BI-METAL

Straight pitch bi-metal blades with Matrix II cutting edges and straight pitch teeth, these blades cut fast and last a long time with reduced breakage and high resistance to heat, wear and shock. Available in several lengths as well as standard (.020") and heavy duty (.025") thickness.

### APPLICATIONS

- ▼ Machinable metals
- ▼ Stainless steel
- ▼ Pipe
- ▼ Tubing
- ▼ Solids

### BENEFITS

- ▼ Shock resistant teeth great for cutting machinable metals
- ▼ Variable pitch allows a broader range of applications and reduced vibration
- ▼ Special heavy duty skus available in .025" thickness
- ▼ Straight pitch teeth for better chip clearance and fast cutting
- ▼ Available in a variety of lengths for any portable saw on the market

LENGTH X WIDTH X THICKNESS		TPI	SET	BOXED 3/BOX		BOXED 100/CARTON		1/CARD - 5/STANDARD PACK	
INCHES	MM			MODEL #	COMP. #	MODEL #	COMP. #	MODEL #	COMP. #
STANDARD PITCH									
27-3/16 X 1/2 X .020	691 X 12.7 X .50	18	Wavy	ZWEP2718W	001830	ZWEP2718WB	001854		
28-13/16 X 1/2 X .020	732 X 12.7 X .50	24	Wavy	ZWEP2824W	001762	ZWEP2824WB	001793		
32-7/8 X 1/2 X .020	835 X 12.7 X .50	10	Raker	ZWEP3210R	001885	ZWEP3210RB	003254		
32-7/8 X 1/2 X .020	835 X 12.7 X .50	14	Wavy	ZWEP3214W	001908	ZWEP3214WB	003261		
32-7/8 X 1/2 X .020	835 X 12.7 X .50	18	Wavy	ZWEP3218W	001915	ZWEP3218WB	003278		
32-7/8 X 1/2 X .020	835 X 12.7 X .50	24	Wavy	ZWEP3224W	001922	ZWEP3224WB	003285		
35-3/8 X 1/2 X .020	899 X 12.7 X .50	10	Raker	ZWEP3510R	003001	ZWEP3510RB	003407		
35-3/8 X 1/2 X .020	899 X 12.7 X .50	14	Wavy	ZWEP3514W	003018	ZWEP3514WB	003414		
35-3/8 X 1/2 X .020	899 X 12.7 X .50	18	Wavy	ZWEP3518W	003025	ZWEP3518WB	003421		
35-3/8 X 1/2 X .020	899 X 12.7 X .50	24	Wavy	ZWEP3524W	003032	ZWEP3524WB	003438		
44-7/8 X 1/2 X .020	1140 X 12.7 X .50	10	Raker	ZWEP4410R	001205	ZWEP4410RB	002158	ZCWEAD10	000017
44-7/8 X 1/2 X .020	1140 X 12.7 X .50	14	Wavy	ZWEP4414W	001212	ZWEP4414WB	002165	ZCWEAD14	000024
44-7/8 X 1/2 X .020	1140 X 12.7 X .50	18	Wavy	ZWEP4418W	001229	ZWEP4418WB	002172	ZCWEAD18	000031
44-7/8 X 1/2 X .020	1140 X 12.7 X .50	24	Wavy	ZWEP4424W	001236	ZWEP4424WB	002189	ZCWEAD24	000048
44-7/8 X 1/2 X .025	1140 X 12.7 X .63	14	Wavy	ZWEP442514W	001939				
44-7/8 X 1/2 X .025	1140 X 12.7 X .63	18	Wavy	ZWEP442518W	001946				
53-3/4 X 1/2 X .020	1365 X 12.7 X .50	10	Raker	ZWEP5310R	001274	ZWEP5310RB	002196		
53-3/4 X 1/2 X .020	1365 X 12.7 X .50	14	Wavy	ZWEP5314W	001281	ZWEP5314WB	002202		
53-3/4 X 1/2 X .020	1365 X 12.7 X .50	18	Wavy	ZWEP5318W	001298	ZWEP5318WB	002219		
53-3/4 X 1/2 X .020	1365 X 12.7 X .50	24	Wavy	ZWEP5324W	001304	ZWEP5324WB	002226		
53-3/4 X 1/2 X .020	1365 X 12.7 X .50	10/14	Mod. Raker	ZWEP531014	001311	ZWEP531014B	002264		
53-3/4 X 1/2 X .020	1365 X 12.7 X .50	14/18	Wavy	ZWEP531418	001328				
54 X 1/2 X .025	1372 X 12.7 X 6.4	10	Raker	ZWEP5410R	001342	ZWEP5410RB	001588		
54 X 1/2 X .025	1372 X 12.7 X 6.4	14	Wavy	ZWEP5414W	001359	ZWEP5414WB	001595		
54 X 1/2 X .025	1372 X 12.7 X 6.4	18	Wavy	ZWEP5418W	001366	ZWEP5418WB	001601		
54 X 1/2 X .025	1372 X 12.7 X 6.4	24	Wavy	ZWEP5424W	001373	ZWEP5424WB	001618		



# PORTABLE BAND SAW BLADES

## 25 PACK PORTABLE BAND SAW BLADES

Our most popular sizes of bi-metal portable band saw blades in easy-to-store, 25 pack dispenser boxes.

LENGTH X WIDTH X THICKNESS		TPI	SET	PITCH	MODEL #	COMPUTER #
INCHES	MM					
44-7/8 X 1/2 X .020	1140 X 12.7 X .50	14	Wavy	Standard	ZWEP4414WB25	002318
44-7/8 X 1/2 X .020	1140 X 12.7 X .50	18	Wavy	Standard	ZWEP4418WB25	002301
44-7/8 X 1/2 X .025	1140 X 12.7 X .63	14	Wavy	Standard	ZWEP442514WB25	001977
44-7/8 X 1/2 X .025	1140 X 12.7 X .63	18	Wavy	Standard	ZWEP442518WB25	001984
44-7/8 X 1/2 X .020	1140 X 12.7 X .50	10/14	Wavy	Variable	ZWEP441014MCB25	002356
44-7/8 X 1/2 X .020	1140 X 12.7 X .50	14/18	Wavy	Variable	ZWEP441418MCB25	002295
44-7/8 X 1/2 X .025	1140 X 12.7 X .63	10/14	Modified Raker	Variable	ZWEP44251014B25	001991
44-7/8 X 1/2 X .025	1140 X 12.7 X .63	14/18	Wavy	Variable	ZWEP44251418B25	002004

## CARBON BLADES

These economical blades are milled from solid carbon steel. Suitable for use on easier-to-machine metals, including pipe, tubing and solids.

LENGTH X WIDTH X THICKNESS		TPI	SET	BOXED		BULK	
INCHES	MM			MODEL #	COMPUTER #	MODEL #	COMPUTER #
<b>STANDARD PITCH</b>							
44-7/8 X 1/2 X .020	1140 X 12.7 X .50	14	Wavy	ZHEP4414W	001427	ZHEP4414WB	001670
44-7/8 X 1/2 X .020	1140 X 12.7 X .50	18	Wavy	ZHEP4418W	001434	ZHEP4418WB	001687
44-7/8 X 1/2 X .020	1140 X 12.7 X .50	24	Wavy	ZHEP4424W	001441	ZHEP4424WB	001694





## STATIONARY BAND SAW BLADES

Designed for use on stationary band saws, these carbon hard edge flexible back blades have teeth hardened to Rc 64-66. Reliable cutting action on wood and metals with guaranteed welds.

LENGTH X WIDTH X THICKNESS		TEETH PER INCH															
		03		04		06		08		14		18		24		32	
INCHES	MM	MOD#	COMP#	MOD#	COMP#	MOD#	COMP#	MOD#	COMP#	MOD#	COMP#	MOD#	COMP#	MOD#	COMP#	MOD#	COMP#
52-3/4 X 1/4 X .014	1340 X 6.4 X .3					ZCAB06	000178			ZCAB14	000185	ZCAB18	000192	ZCAB24	000208	ZCAB32	000215
56-1/8 X 1/8 X .018	1426 X 3.2 X .5							ZCBA08A	002523	ZCBA14A	002530						
56-1/8 X 1/4 X .014	1426 X 6.4 X .3					ZCBB06	000246			ZCBB14	000253	ZCBB18	000260	ZCBB24	000277	ZCBB32	000284
56-1/8 X 3/8 X .014	1426 X 9.5 X .3					ZCBC06	000673										
57 X 1/8 X .018	1448 X 3.2 X .5							ZCCA08A	002547	ZCCA14A	002554						
57 X 1/4 X .014	1448 X 6.4 X .3					ZCCB06	000314			ZCCB14	000321	ZCCB18	000338	ZCCB24	000345		
57 X 3/8 X .014	1448 X 9.5 X .3					ZCCC06	000352			ZCCC14	000369			ZCCC24	000376		
59-1/4 X 1/8 X .018	1505 X 3.2 X .5									ZCZA14A	002561						
59-1/4 X 1/4 X .014	1505 X 6.4 X .3					ZCZB06	000819										
59-1/4 X 3/8 X .014	1505 X 9.5 X .3					ZCZC06	000826										
59-1/2 X 1/8 X .018	1511 X 3.2 X .5							ZCDA08A	002578	ZCDA14A	002585						
59-1/2 X 1/4 X .014	1511 X 6.4 X .3					ZCDB06	000406			ZCDB14	000413	ZCDB18	000420	ZCDB24	000437	ZCDB32	000444
59-1/2 X 3/8 X .014	1511 X 9.5 X .3					ZCDC06	000451			ZCDC14	000468			ZCDC24	000482	ZCDC32	000499
62 X 1/8 X .018	1575 X 3.2 X .5							ZCEA08A	002592	ZCEA14A	002608						
62 X 1/4 X .014	1575 X 6.4 X .3					ZCEB06	000529			ZCEB14	000536	ZCEB18	000543	ZCEB24	000550	ZCEB32	000567
62 X 3/8 X .014	1575 X 9.5 X .3					ZCEC06	000574			ZCEC14	000581			ZCEC24	000604	ZCEC32	000611
64-1/2 X 1/2 X .025	1638 X 12.7 X .6					ZCFD06	000628			ZCFD14	000635	ZCFD18	000642	ZCFD24	000659	ZCFD32	000666
70 X 1/8 X .018	1778 X 3.2 X .5									ZCGA14A	002615						
70 X 1/4 X .014	1778 X 6.4 X .3					ZCGB06	000697										
70 X 3/8 X .014	1778 X 9.5 X .3					ZCGC06	000703										
71-3/4 X 1/8 X .018	1822 X 3.2 X .5									ZCHA14A	002622						
71-3/4 X 1/4 X .014	1822 X 6.4 X .3					ZCHB06	000857										
72-7/16 X 1/8 X .025	1840 X 3.2 X .6									ZCIA14	000871						
72-7/16 X 1/4 X .025	1840 X 6.4 X .6					ZCIB06	000888										
72-7/16 X 3/8 X .025	1840 X 9.5 X .6			ZCID04	001076												
72-7/16 X 1/2 X .025	1840 X 12.7 X .6	ZCID03	001083														
80 X 1/8 X .018	2032 X 3.2 X .5									ZCJA14A	002639						
80 X 1/4 X .014	2032 X 6.4 X .3					ZCJB06	000901										
80 X 3/8 X .014	2032 X 9.5 X .3					ZCJC06	000918										
82 X 1/8 X .018	2083 X 3.2 X .5									ZCKA14A	002646						
82 X 1/4 X .014	2083 X 6.4 X .3					ZCKB06	000949										
82 X 3/8 X .014	2083 X 9.5 X .3					ZCKC06	000956										
93-1/2 X 1/8 X .025	2362 X 3.2 X .6									ZCLA14	000970						
93-1/2 X 1/4 X .025	2362 X 6.4 X .6					ZCLB06	000987			ZCLB14	001052						
93-1/2 X 3/8 X .025	2362 X 9.5 X .6					ZCLC06	000994			ZCLC14	001069	ZCLC18	001007				
93-1/2 X 1/2 X .025	2362 X 12.7 X .6					ZCLD06	001014			ZCLD14	001021	ZCLD18	001038	ZCLD24	001045		





M. K. MORSE  
**JIG SAW BLADES**

**BLADE TYPE**

**APPLICATION**

Bi-Metal

Used primarily for cutting ferrous and non-ferrous metals. Milled and set teeth allow for better clearance while cutting metal. Using a larger tooth (6, 8 tpi) allows for more efficient cutting in hard board, wood and other wood composites.

Carbon Steel

Used for cutting all types of wood and non-metallic products. The conical ground/cross sharpened teeth offer very clean and fast cuts. Specs also available in milled and set style teeth.

Carbide Grit

Used for cutting fiberglass, ceramic tile, composites, laminates, marble floor tiles, etc. Super resistance to heat, wear and abrasion. Allows the cutting of materials that other blades are unable to cut.

# JIG SAW BLADES



## BI-METAL BLADES

For cutting ferrous and non-ferrous metals. Hard, durable high speed steel tooth points electron beam welded to a spring steel backer for toughness and stability during cutting.

### APPLICATIONS

- ▼ Machinable metal
- ▼ Wood
- ▼ Nail-embedded wood
- ▼ Composites
- ▼ Plastic
- ▼ Rubber

### BENEFITS

- ▼ Milled and set teeth for better clearance while cutting metal
- ▼ Larger tooth (6, 8 tpi) are more efficient cutting in hard board, wood and other wood composites
- ▼ Available in a universal shank and T-shank

RECOMMENDED USE	LENGTH X WIDTH X THICKNESS		TPI	25/TUBE		5/CARD		2/CARD		TOOTH STYLE
	INCHES	MM		MODEL#	COMP#	MODEL#	COMP#	MODEL#	COMP#	
UNIVERSAL SHANK: Used on all popular jig saw machines accepting universal shank.										
Wood, fiber board, asbestos, coarse-cut.	4 X 3/8 X .035	100 X 10 X .9	6	SB3606T25	400855	SB3606C5	404549	SB3606C2	397636	M
Wood, plywood, hard-board.	4 X 3/8 X .035	100 X 10 X .9	10	SB3610T25	400879	SB3610C5	404556	SB3610C2	397643	M
Non-ferrous metals, Fiberglass, hard rubber, nail-embedded wood.	4 X 3/8 X .035	100 X 10 X .9	14	SB3614T25	400893	SB3614C5	404563	SB3614C2	397650	M
Metal 18 gauge to 1/8".	3 X 3/8 X .035	75 X 10 X .9	18	SB2718T25	400794	SB2718C5	404518	SB2718C2	397612	M
Metal and non-ferrous metal up to 1/8".	3 X 3/8 X .035	75 X 10 X .9	24	SB2724T25	400831	SB2724C5	404525	SB2724C2	397629	M
Scroll - non-ferrous metals, fiberglass, plywood.	3-5/8 X 3/16 X .035	92 X 5 X .9	12	SB412ST25	399487	SB412SC5	404532	SB412SC2	397667	M
Scroll - metal 18 gauge to 1/8"	2-3/4 X 3/16 X .035	70 X 5 X .9	18	SB2718ST25	402972	SB2718SC5	404501	SB2718SC2	397605	M
T-SHANK: Used on all popular jig saw machines accepting Bosch or T-shank.										
Wood, fiber board, asbestos, roughing work.	4 X 3/8 X .040	100 X 8 X 1.0	6	SBO406T25	400732	SBO406C5	404600	SBO406C2	397704	M
General purpose - wood cutting, compositions, plastic.	4 X 3/8 X .035	100 X 8 X .9	8	SBO408T25	400756	SBO408C5	404617	SBO408C2	397711	M
All woods, composition material, plastics, plywood. Steel and non-ferrous	4 X 3/8 X .035	100 X 8 X .9	10	SBO410T25	400770	SBO410C5	404624	SBO410C2	397728	M
Steel and non-ferrous Metal 1/8" thick and up.	3 X 3/8 X .035	75 X 10 X .9	14	SBO314T25	400671	SBO314C5	404570	SBO314C2	397674	M
Metals over 18 gauge, tubing, conduit.	3 X 3/8 X .035	75 X 10 X .9	18	SBO318T25	400695	SBO318C5	404587	SBO318C2	397681	M
Thin metal, plastic fine cuts under 18 gauge	3 X 3/8 X .035	75 X 10 X .9	24	SBO324T25	400718	SBO324C5	404594	SBO324C2	397698	M
Softwood, aluminum, non-ferrous metal up to 3/8", sandwich material up to 3-3/4". Extra long blade.	5-1/4 X 3/8 X .042 5-1/4 X 3/8 X .042	132 X 8 X 1.1 132 X 8 X 1.1	12 21	SB0512LT25 SB0521LT25	401272 401319	SB0512LC5 SB0521LC5	404631 404648			M M

**TOOTH STYLE:** M (Milled)



# JIG SAW BLADES



## CARBON BLADES

Used for cutting all types of wood and non-metallic products. The ground/cross sharpened teeth offer very clean and fast cuts. Specs also available in milled and set style teeth. Shank styles are available in either universal or T-shank.

### APPLICATIONS

- ▼ Softwood
- ▼ Hardwood
- ▼ Chipboards
- ▼ Plywood
- ▼ Plastic

### BENEFITS

- ▼ High quality carbon steel blades are ideal for cutting woods, chipboards, plywoods, plastic, and similar material.
- ▼ Available in both universal shank and T-shank
- ▼ Tooth styles are either milled or cross sharpened-conical ground

RECOMMENDED USE	LENGTH X WIDTH X THICKNESS		TPI	25/TUBE		5/CARD		2/CARD		TOOTH STYLE
	INCHES	MM		MODEL#	COMP#	MODEL#	COMP#	MODEL#	COMP#	
UNIVERSAL SHANK: Used on all popular jig saw machines accepting universal shank.										
Softwood, hardwood, plywood, chipboard, plastic up to 2" thick. Clean/fast cutting.	4 X 5/16 X .050	100 X 8 X 1.3	6	SC406T25	399722	SC406C5	404853	SC406C2	397865	CGR
Softwood, hardwood, plywood, chipboard, plastic up to 1" thick. Very clean cuts.	4 X 5/16 X .050	100 X 8 X 1.3	10	SC410T25	399746	SC410C5	404860	SC410C2	397889	CGR
Reverse tooth - non-splitting cuts of laminates, and chipboard. Very clean cutting.	4 X 5/16 X .060	100 X 8 X 1.5	10	SC410RT25	399739	SC410RC5	404877	SC410RC2	397872	CGR
Scroll cutting wood, plywoods, etc. Super fine finish. Ground, taper back.	2-3/4 X 3/16 X .050	70 X 5 X 1.3	20	SC2720T25	399692	SC2720C5	404815	SC2720C2	397834	CGR
T-SHANK: Used on all popular jig saw machines accepting Bosch or T-shank.										
Softwood, hardwood, plywood, chipboard. Fast coarse cutting.	4 X 5/16 X .050	100 X 8 X 1.3	6	SC046T25	401401	SC046C5	404914	SC046C2	397964	M
Softwood, hardwood, plywood, chipboard, plastic up to 2" thick. Clean/fast cutting.	4 X 5/16 X .060	100 X 8 X 1.5	6	SC0406T25	400329	SC0406C5	404921	SC0406C2	397926	CGR
Softwood, hardwood, plywood, chipboard, plastic up to 1" thick. Very clean cuts.	4 X 5/16 X .060	100 X 8 X 1.5	10	SC0410T25	400510	SC0410C5	404938	SC0410C2	397940	CGR
Reverse tooth - non-splitting cuts of laminates, and chipboard. Very clean cutting.	4 X 5/16 X .060	100 X 8 X 1.5	10	SC0410RT25	400503	SC0410RC5	404945	SC0410RC2	397933	CGR
Curved cuts/scroll in softwood and hardwood up to 1" thick. Fast cutting.	3 X 5/32 X .040	75 X 4 X 1	12	SC0312ST25	401142	SC0312SC5	404884	SC0312SC2	397902	M
Curved cuts/scroll in softwood and hardwood up to 1" thick. Fast cutting.	3 X 3/16 X .050	75 X 5 X 1.3	20	SC0320ST25	401364	SC0320SC5	404891	SC0320SC2	397919	CGR
Curved cuts/scroll in softwood and hardwood up to 2" thick. Fast cutting.	4 X 1/4 X .050	100 X 6 X 1.3	6	SC0416ST25	400534	SC0416SC5	404907	SC0416SC2	397957	CGR

**TOOTH STYLE:** M (Milled) CGR (Cross Sharpened, Conical Ground)





**CARBIDE GRIT JIG SAW BLADES**

For cutting materials too hard, or abrasive or thin for bi-metal blades. Tungsten carbide grains are bonded to alloy body creating smooth cutting blades that won't tear thin materials and offer a long life when cutting difficult materials. Used for cutting fiberglass, ceramic tile, composites, laminates, marble floor tiles, etc.

**APPLICATIONS**

- ▼ Fiberglass
- ▼ Lath
- ▼ Ceramic
- ▼ Marble
- ▼ Other abrasive material

**BENEFITS**

- ▼ Super resistance to heat and shock
- ▼ Fast cuts with carbide grains bonded to an alloy backer; no snags or binding
- ▼ Ideal for cutting materials too hard or abrasive for standard bi-metal blades

DESCRIPTION	25/TUBE		1/CARD - 5/STANDARD PACK	
	MODEL #	COMPUTER #	MODEL #	COMPUTER #
<b>UNIVERSAL SHANK</b>				
2-3/4" Fine Grit Blade	STCG27-FT25	402859	SCTCG27-F	402699
2-3/4" Medium Grit Blade	STCG27-MT25	402866	SCTCG27-M	402705
2-3/4" Coarse Grit Blade	STCG27-CT25	402873	SCTCG27-C	402712
3-5/8" Fine Grit Blade	STCG36-FT25	402880	SCTCG36-F	402729
3-5/8" Medium Grit Blade	STCG36-MT25	402897	SCTCG36-M	402736
3-5/8" Course Grit Blade	STCG36-CT25	402903	SCTCG36-C	402743
<b>T-SHANK</b>				
4" Fine Grit Blade	SOTCG4-FT25	402828	SCOTCG4-F	402668
4" Medium Grit Blade	SOTCG4-MT25	402835	SCOTCG4-M	402675
4" Course Grit Blade	SOTCG4-CT25	402842	SCOTCG4-C	402682

**JIG SAW BLADE ASSORTMENTS**

6-piece assortments offer lots of versatility; packaged in a vinyl pouch.

Model #	Computer #	Shank	One Each (6 Pieces/Pouch)	Pouch
<b>UNIVERSAL SHANK: Used on all popular jig saw machines accepting Bosch or T-shank.</b>				
SB1P	401173	1/4" Universal Shank	SB3606, SB3610, SB3614, SB2718, SB2724, SB412S	Vinyl
SC1P	401418	1/4" Universal Shank	(2) SC406, (2) SC410, SC410R, SC2720	Vinyl
SBC01	402163	1/4" Universal Shank	SB2718, SB2724, SB3606, SB3610, SB3614	Carded
<b>T-SHANK: Used on all popular jig saw machines accepting Bosch or T-shank.</b>				
SB2P	401531	T-Shank	SB0406, SB0410, SB0314, (2) SB0318, SB0324	Vinyl
SC2P	401432	T-Shank	SC0406, (2) SC0410, SC0410R, SC0416S, SC0320S	Vinyl





M. K. MORSE

## BI-METAL HACK SAW BLADES

### BLADE TYPE

Bi-Metal Blades

### APPLICATION

Used to cut pipe, tubing, solids, wood, plastic or any machinable metal. Increased heat and wear resistance for long life. Flexible to prevent shattering during use.

Morse Hack Saw Frames

We offer a wide range of hack saw frames from the "mini" for tight spaces to the Master McCoy® with features and beam strength that will stand up to the toughest professional uses.

Carbide Grit Blades

Used to cut glass, hardened steel, stranded cable and tile. Super resistance to heat wear and abrasion to allow the cutting of materials that other blades are unable to cut.

PVC/ ABS Hand Saw

Designed to cut PVC and ABS pipe quickly and efficiently. Offered with replaceable blades.

# BI-METAL HACK SAW SAW BLADES



## BI-METAL HACK SAW BLADES

Bi-metal hack blades will bend and flex, resisting shattering for safer sawing and longer lasting blades. Use to cut pipe, tubing or any machinable metal.

### FEATURES

- ▼ Vacuum heat treating
- ▼ Straight blade body
- ▼ Bi-metal construction

### BENEFITS

- ▼ Harder edge for fast cutting
- ▼ Greater beam strength
- ▼ Long cutting life
- ▼ Heat and wear resistant
- ▼ Flexible to prevent shattering during use

## TRIPLE TOOTH BI-METAL HACK SAW BLADE

Utilize maximum cutting efficiency with three teeth sizes. Lead off with 32tpi, move to 24tpi for more aggressive strokes and complete the stroke with 18tpi. Or isolate the blade to use only one section.

### APPLICATIONS

- ▼ Cut wood
- ▼ Plastic
- ▼ Machinable metal
- ▼ Conduit
- ▼ Stainless steel tubing
- ▼ Angle iron
- ▼ Copper tubing
- ▼ Structural materials

LENGTH X WIDTH X THICKNESS		TPI	100/TUBE		10/TUBE		2/CARD 5/STANDARD PACK	
INCHES	MM		MODEL #	COMP#	MODEL #	COMP#	MODEL#	COMP#
12 X 1/2 X .025	300 X 12.7 X .6	18/24/32	HHB12182432T100	302340	HHB12182432T10	302333	HHCB12182432-2	304092



## STANDARD BI-METAL HACK SAW BLADE

Cut wood, plastic or any machinable metal, including conduit, stainless steel tubing, angle iron, copper tubing, structural materials and more. Available in straight and variable pitch tooth designs.

LENGTH X WIDTH X THICKNESS		TPI	100/BOX		100/TUBE		10 TUBE COLUMN		2/CARD 5/STANDARD PACK	
INCHES	MM		MODEL #	COMP#	MODEL #	COMP#	MODEL#	COMP#	MODEL#	COMP#
10 X 1/2 X .025	250 X 12.7 X .6	18	HHB1018	360180			HHB1018T10	300186	HHCB1018-2	304009
10 X 1/2 X .025	250 X 12.7 X .6	24	HHB1024	360241			HHB1024T10	300247	HHCB1024-2	304016
10 X 1/2 X .025	250 X 12.7 X .6	32	HHB1032	360326			HHB1032T10	300322	HHCB1032-2	304023
12 X 1/2 X .025	300 X 12.7 X .6	14	HHB1214	362146	HHB1214T100	300100	HHB1214T10	302142	HHCB1214-2	304030
12 X 1/2 X .025	300 X 12.7 X .6	18	HHB1218	362184	HHB1218T100	300117	HHB1218T10	302180	HHCB1218-2	304047
12 X 1/2 X .025	300 X 12.7 X .6	24	HHB1224	362245	HHB1224T100	300124	HHB1224T10	302241	HHCB1224-2	304054
12 X 1/2 X .025	300 X 12.7 X .6	32	HHB1232	362320	HHB1232T100	300131	HHB1232T10	302326	HHCB1232-2	304108

### Variable Pitch

12 X 1/2 X .025	300 X 12.7 X .6	14/18	HHB121418	362153	HHB121418T100	300148	HHB121418T10	302159	HHCB121418-2	304061
12 X 1/2 X .025	300 X 12.7 X .6	20/24	HHB122024	362160	HHB122024T100	300155	HHB122024T10	302166	HHCB122024-2	304078
12 X 1/2 X .025	300 X 12.7 X .6	26/32	HHB122632	362177	HHB122632T100	300162	HHB122632T10	302173	HHCB122632-2	304085



# HACK SAW FRAMES



	<p><b>MASTER MCCOY®</b> Another Morse original and the finest high performance hack saw frame you can find. It is stronger, cuts straighter, helps blades last longer and is more comfortable to use than other frames. It also offers more versatility and can make either standard or flush cuts.</p> <p>Model No. HHBF02 / 330022 Includes (1) 12" 20/24 TPI Blade</p> <p><b>BENEFITS</b></p> <ul style="list-style-type: none"> <li>▼ Locking Screw Design allows for storage of extra blades and secures blade for "jab" sawing</li> <li>▼ Multiple Pin Locations for mounting blade at 90° or 45° for standard or flush-cut applications</li> <li>▼ Alloy Steel Support Beam makes frame stronger and allows over 30,000 PSI tensioning.</li> <li>▼ Ergonomic grip protects fingers and grips comfortably</li> <li>▼ Tensioning Handle provides extra torque to keep blades rigid for straighter cuts and longer blade life.</li> </ul>	
	<p><b>LIGHTWEIGHT HIGH TENSION FRAME</b> Made from lightweight aluminum, it cuts straight whether making standard or flush cuts.</p> <p>Model No. HHBF01 / 330015 Includes (1) 12" 24 TPI Blade</p> <p><b>BENEFITS</b></p> <ul style="list-style-type: none"> <li>▼ Locking Screw Design allows for storage of extra blades and secures blade for "jab" sawing</li> <li>▼ Multiple Pin Locations for mounting blade at 90° or 45° for standard or flush-cut applications</li> <li>▼ Tensioning Handle provides extra torque for straighter cuts and longer blade life</li> </ul>	
<p><b>CONTRACTOR HIGH TENSION</b> Model No. HHBF04 / 300056</p>	<p><b>CONTRACTOR HD</b> Model No. HHBF03 / 300070</p>	<p><b>CONTRACTOR UTILITY</b> Model No. HHBF06 / 300063</p>
<p><b>BENEFITS</b></p> <ul style="list-style-type: none"> <li>▼ Exceptionally light for handling ease</li> <li>▼ Aluminum frame offers extra blade storage space</li> </ul> 	<p><b>BENEFITS</b></p> <ul style="list-style-type: none"> <li>▼ Excellent choice for tight spaces</li> <li>▼ Rubber handle for strong, comfortable grip</li> </ul> 	<p><b>BENEFITS</b></p> <ul style="list-style-type: none"> <li>▼ Precise blade tension with wing nut blade attachment</li> <li>▼ Adjusts for either 10" or 12" blade sizes</li> </ul> 



# SPECIALTY HACK SAWS



## CARBIDE GRIT ROD SAWS

The thin cutting profile makes it easy to cut shapes and patterns even in limited access areas with these specialty blades on a standard hack saw frame.

### APPLICATIONS

- ▼ Glass
- ▼ Hardened steel
- ▼ Stranded cable
- ▼ Ceramic tile

### BENEFITS

- ▼ Will not tear thin materials
- ▼ Carbide grit is permanently bonded to a steel alloy rod
- ▼ Cuts in both directions

DIMENSIONS		25/BOX		3/TUBE		1/CARD 5/PACK	
INCHES	MM	MODEL #	COMP#	MODEL #	COMP#	MODEL#	COMP#
10	250	HRTCG10	362214	HRTCG10T03	362351	HRCTCG10	332217
12	300	HRTCG12	362221	HRTCG12T03	362368	HRCTCG12	332224



## CARBIDE GRIT HACK SAW BLADES

Cut difficult materials including hydraulic hose and stranded cables with these specialty blades on a standard hack saw frame.

### APPLICATIONS

- ▼ Glass
- ▼ Hardened steel
- ▼ Stranded cable
- ▼ Ceramic tile

### BENEFITS

- ▼ Blades cut on both the push and pull stroke for faster cutting and longer life
- ▼ Super resistant to heat, wear, abrasion, or "snagging"
- ▼ Cuts materials other blades can't cut
- ▼ Carbide grit bonded to the steel blade

DIMENSIONS		25/BOX		3/TUBE		1/CARD 5/PACK	
INCHES	MM	MODEL #	COMP#	MODEL #	COMP#	MODEL#	COMP#
10	250	HHTCG10	362191	HHTCG10T03	362337	HHCTCG10	332194
12	300	HHTCG12	362207	HHTCG12T03	362344	HHCTCG12	332200



## PVC/ABS SAW & REPLACEMENT BLADES

A handy carbon steel saw for plumbers, electricians and DIY. These saws are light and comfortable with replaceable spring-tempered steel blades. Cuts on the pull stroke for quick, accurate cutting action.

### APPLICATIONS

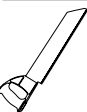
- ▼ PVC
- ▼ Plastic
- ▼ Wood

### BENEFITS

- ▼ Spring tempered carbon steel blade for superior wear resistance and long life
- ▼ Tooth hardness 65Rc for cutting PVC/ABS
- ▼ Precision-milled teeth for smooth cutting
- ▼ Comfort-grip cast aluminum handle
- ▼ Single screw attachment - no tools required for blade changes

DESCRIPTION	MODEL #	COMP#
12" (305mm) Carbon Steel PVC/ABS Saw	HPVC1201	330107
18" (450mm) Carbon Steel PVC/ABS Saw	HPVC1801	330114
12" (305mm) Carbon Steel Replacement Blade	HPVCB12	330121
18" (450mm) Carbon Steel Replacement Blade	HPVCB18	330138

DESCRIPTION	MODEL #	COMP#
Mini hand hack saw frame with 10" bi-metal blade	HHBF05-10	330077







# M. K. MORSE

## WAREHOUSE ADDRESSES

### **CALIFORNIA**

11127 Dora Street  
Sun Valley, CA 91352  
Phone: 818.394.9460

### **FINLAND**

Laippatie 3  
FI-00880 Helsinki  
Finland

### **INDIA**

Hercules Estate Ashok Nagay  
AC Road Kandivali  
Mumbai

### **U. K.**

Unit 3 The Crossings  
Riparian Way  
Crosshilla  
BD20 7BW  
United Kingdom

### **WESTERN CANADA**

4265 Phillips Ave  
Burnaby BC V5A 2X4  
Phone: 604.942.1917





PHONE: (330) 453-8187  
HOTLINE: (800) 733-3377  
FAX: (330) 453-1111  
FAX HOTLINE: (800) 729-1112  
EMAIL: [mkmorse@mkmorse.com](mailto:mkmorse@mkmorse.com)

WEBSITES

[mkmorse.com](http://mkmorse.com)  
[bladewizard.com](http://bladewizard.com)

MAILING ADDRESS

P. O. BOX 8677  
Canton, Ohio 44711 USA

SHIPPING ADDRESS

1101 - 11th Street, S.E.  
Canton, Ohio 44707 USA

