


PRODUCT	PAGE
BODY AND FENDER TOOLS.....	J-89 – J-96
“C” CLAMPS	J-87
CHISELS AND PUNCHES	J-81 – J-82
CHISEL AND PUNCH SETS	J-80
EYE BOLTS	J-87
HAMMERS.....	J-74 – J-77
HANDLES, CRANK	J-86
HANDLES, HAMMER, WOOD	J-77
MANUAL OF BODY REPAIRS.....	J-93
PART NUMBER INTERCHANGE	J-110 – J-113
PIPE WRENCH.....	J-18
PLIERS	J-83 – J-85
PRY BARS ROLLING, HD	J-87
SCREWDRIVERS.....	J-78 – J-79
SOCKETS, SETS & ATTACHMENTS	J-32 – J-73
1/4" Sq. Drive	J-33 – J-34
3/8" Sq. Drive	J-35 – J-49
1/2" Sq. Drive	J-50 – J-64
3/4" Sq. Drive	J-65 – J-68
1" Sq. Drive	J-69 – J-72
1 1/2" Sq. Drive	J-73
TOOL DISPLAY BOARDS.....	J-97 – J-110
WRENCHES.....	J-2 – J-29
Adjustable	J-19
Adjustable Construction.....	J-24
Auto Wrench Type, Adj.....	J-19
Box, Double Offset, Long.....	J-8 – J-9
Box, Double Offset, Short.....	J-8 – J-9
Box, Striking Face.....	J-25 – J-26
Offset, 12 Pt.....	J-26
Straight, 6 Pt. & 12 Pt.....	J-25
Box, 12 Pt. Single End	J-24
Check Nut (Thin).....	J-14
Combination (Open-End and Box).....	J-2 – J-5
Construction	J-24
Flare Nut	J-15
Hex Keys.....	J-27
Hydraulic, (Angle) Open-End.....	J-10 – J-11
Mechanics Tool Sets.....	J-30 – J-31
Offset Socket	J-28
Open-End (Double Head)	J-6 – J-7
Open-End Engineer’s (Single)	J-20
Pipe Wrench	J-18
Ratcheting Box.....	J-16 – J-17
Service, Straight Opening.....	J-12
Service, 30-Deg. Opening.....	J-12 – J-13
Set Screw	J-19
Spanner, Various Types.....	J-21 – J-22
Structural (Open-End)	J-23
Structural Box	J-23
“T” Handle Sockets	J-29

Combination Wrenches

Martin











American Alloy Steel

**Drop Forged
Long Pattern
15° Angle
12 Point Box**

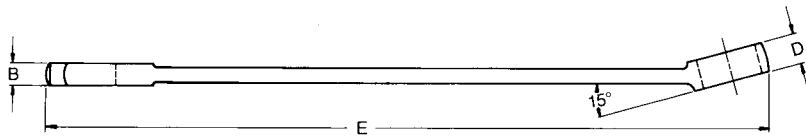
**Versatile, General
Purpose Wrench in a
Complete Range of
Openings, 1/4" through
2 1/2". Chrome and
Industrial Black Finish.**

Wrench Opening	Open End		Box End		Overall Length E	Weight Ea.-Lbs.	Chrome	Industrial Black	Std. Pkg. Qty.	Wrench Opening
	Diameter	Thickness	Diameter	Thickness			Part No.	Part No.		
	A	B	C	D						
1/4	19/32	11/64	7/16	7/32	5	.04	1158	BLK1158	6	1/4
5/16	5/16	11/16	33/64	1/4	5 1/2	.05	1159	BLK1159	6	5/16
11/32	11/16	3/16	33/64	1/4	5 1/2	.05	1159A	BLK1159A	6	11/32
3/8	13/16	3/16	17/32	9/32	6	.08	1160	BLK1160	6	3/8
7/16	15/16	7/32	11/16	9/16	6 1/2	.13	1161	BLK1161	6	7/16
1/2	1 1/16	1/4	25/32	11/32	7 1/8	.17	1162	BLK1162	6	1/2
9/16	1 1/16	9/32	27/32	3/8	7 3/4	.25	1163	BLK1163	6	9/16
5/8	1 5/16	9/32	15/16	13/32	8 1/2	.30	1164	BLK1164	6	5/8
11/16	1 7/16	5/16	1 1/32	7/16	9 1/4	.38	1165	BLK1165	6	11/16
3/4	1 7/16	11/32	1 1/8	15/32	10 1/8	.43	1166	BLK1166	6	3/4
13/16	1 11/16	23/64	1 13/64	1/2	11	.55	1167A	BLK1167A	6	13/16
7/8	1 13/16	3/8	1 1/32	17/32	12	.64	1167	BLK1167	6	7/8
15/16	1 15/16	13/32	1 3/8	9/16	13	.77	1168	BLK1168	6	15/16
1	2 1/16	13/32	1 15/32	19/32	14	.92	1170	BLK1170	6	1
1 1/16	2 3/16	7/16	1 9/16	5/8	15	1.07	1171	BLK1171	6	1 1/16
1 1/8	2 5/16	15/32	1 41/64	21/32	16 1/8	1.37	1172	BLK1172	6	1 1/8
1 3/16	2 7/16	1/2	1 13/16	23/32	17 3/16	1.37	1172A	BLK1172A	6	1 3/16
1 1/4	2 9/16	1/2	1 13/16	23/32	17 3/16	1.8	1173	BLK1173	1	1 1/4
1 5/16	2 11/16	17/32	1 7/8	3/4	18	2.1	1174	BLK1174	1	1 5/16
1 3/8	2 13/16	9/16	1 31/32	25/32	18 3/4	2.1	1175	BLK1175	1	1 3/8
1 7/16	2 15/16	19/32	2 1/16	13/16	19 1/2	3.6	1176	BLK1176	1	1 7/16
1 1/2	3 1/16	5/8	2 5/32	27/32	20 1/2	3.4	1177	BLK1177	1	1 1/2
1 9/16	3 3/16	21/32	2 11/32	7/8	21 1/2	3.4	1178A	BLK1178A	1	1 9/16
1 5/8	3 5/16	21/32	2 11/32	7/8	21 1/2	4.5	1180	BLK1180	1	1 5/8
1 11/16	3 7/16	11/16	2 1/16	29/32	22 1/2	4.5	1182	BLK1182	1	1 11/16
1 3/4	3 11/16	23/32	2 5/8	31/32	24	7.1	1184	BLK1184	1	1 3/4
1 13/16	3 13/16	23/32	2 5/8	31/32	24	7.0	1186	BLK1186	1	1 13/16
1 7/8	4 1/16	25/32	2 7/8	1 1/16	25 3/4	6.9	1188	BLK1188	1	1 7/8
1 15/16	4 3/16	25/32	2 7/8	1 1/16	25 3/4	6.8	1189	BLK1189	1	1 15/16
2	4 1/8	25/32	2 7/8	1 1/16	25 3/4	6.8	1190	BLK1190	1	2
2 1/16	4 1/4	13/16	3 1/16	1 5/16	27 1/2	8.3	1191	BLK1191	1	2 1/16
2 1/8	4 3/8	13/16	3 1/16	1 5/16	27 1/2	8.2	1192	BLK1192	1	2 1/8
2 3/16	4 17/32	7/8	3 3/32	1 3/16	29 1/4	7.9	1193	BLK1193	1	2 3/16
2 1/4	4 17/32	7/8	3 3/32	1 3/16	29 1/4	7.7	1194	BLK1194	1	2 1/4
2 3/8	5	31/32	3 17/32	1 5/16	31	12.1	1195	BLK1195	1	2 3/8
2 1/2	5	31/32	3 17/32	1 5/16	31	11.7	1196	BLK1196	1	2 1/2

Convenient Sets Provide Popular Wrench Sizes Ranging from 3/8" through 2" Openings. Sets are Available in 4 Sizes: 5, 7, 11 and 14 Wrenches, Packaged in a Handcrafted Fabric and Vinyl Roll Up Kit.

Chrome Sets							
C7K		C11K		C14K		HC5K	
							
OPENING	PART NO.	OPENING	PART NO.	OPENING	PART NO.	OPENING	PART NO.
3/8	1160	3/8	1160	3/8	1160	1 1/4	1173
7/16	1161	7/16	1161	7/16	1161	1 1/8	1176
1/2	1162	1/2	1162	1/2	1162	1 3/8	1180
9/16	1163	9/16	1163	9/16	1163	1 13/16	1186
5/8	1164	5/8	1164	5/8	1164	2	1190
11/16	1165	11/16	1165	11/16	1165	KIT BAG	C55
3/4	1166	3/4	1166	3/4	1166		
KIT BAG	C187	13/16	1167A	13/16	1167A		
		7/8	1167	7/8	1167		
		15/16	1168	15/16	1168		
		1	1170	1	1170		
		KIT BAG	C110	1 1/16	1171		
				1 1/8	1172		
				1 1/4	1173		
				KIT BAG	C140		
Industrial Black Sets							
CB7K		CB11K		CB14K		HCB5K	
							
OPENING	PART NO.	OPENING	PART NO.	OPENING	PART NO.	OPENING	PART NO.
3/8	BLK1160	3/8	BLK1160	3/8	BLK1160	1 1/4	BLK1173
7/16	BLK1161	7/16	BLK1161	7/16	BLK1161	1 1/8	BLK1176
1/2	BLK1162	1/2	BLK1162	1/2	BLK1162	1 3/8	BLK1180
9/16	BLK1163	9/16	BLK1163	9/16	BLK1163	1 13/16	BLK1186
5/8	BLK1164	5/8	BLK1164	5/8	BLK1164	2	BLK1190
11/16	BLK1165	11/16	BLK1165	11/16	BLK1165	KIT BAG	C55
3/4	BLK1166	3/4	BLK1166	3/4	BLK1166		
KIT BAG	C187	13/16	BLK1167A	13/16	BLK1167A		
		7/8	BLK1167	7/8	BLK1167		
		15/16	BLK1168	15/16	BLK1168		
		1	BLK1170	1	BLK1170		
		KIT BAG	C110	1 1/16	BLK1171		
				1 1/8	BLK1172		
				1 1/4	BLK1173		
				KIT BAG	C140		

Combination Wrenches – Metric



American Alloy Steel

**Drop Forged
Long Pattern**



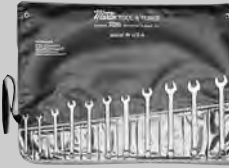







15° Angle

12 Point Box

**Versatile, General
Purpose Wrench in a
Complete Range of
Openings, 6 mm through
60 mm. Chrome and
Industrial Black Finish.**

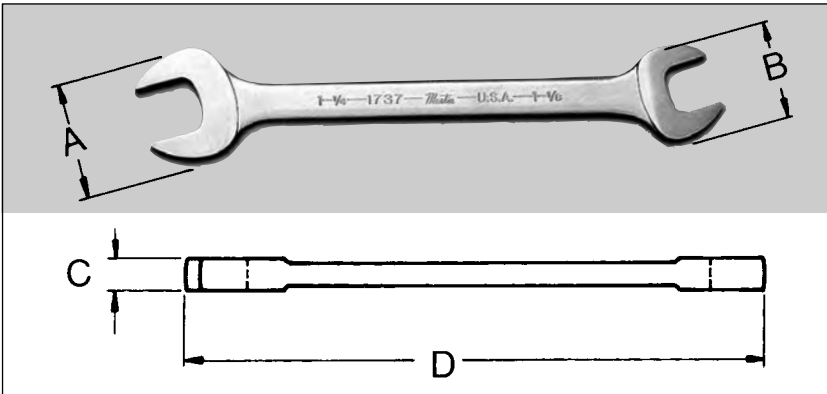
Wrench Opening	Open End		Box End		Overall Length E	Weight Ea.-Lbs.	Chrome	Industrial Black	Std. Pkg. Qty.	Wrench Opening
	Diameter	Thickness	Diameter	Thickness			Part No.	Part No.		
	A	B	C	D						
6 mm	15.0 mm	4.1 mm	11.2 mm	5.6 mm	127.0 mm	.04	1106MM	BLK1106MM	6	6 mm
7 mm	15.0 mm	4.1 mm	11.2 mm	5.6 mm	127.0 mm	.05	1107MM	BLK1107MM	6	7 mm
8 mm	17.5 mm	4.8 mm	13.2 mm	6.4 mm	139.7 mm	.05	1108MM	BLK1108MM	6	8 mm
9 mm	20.8 mm	5.6 mm	15.7 mm	7.4 mm	152.4 mm	.08	1109MM	BLK1109MM	6	9 mm
10 mm	24.1 mm	6.4 mm	17.8 mm	8.1 mm	165.1 mm	.13	1110MM	BLK1110MM	6	10 mm
11 mm	24.1 mm	6.4 mm	17.8 mm	8.1 mm	165.1 mm	.13	1111MM	BLK1111MM	6	11 mm
12 mm	26.9 mm	6.9 mm	20.3 mm	9.1 mm	180.8 mm	.17	1112MM	BLK1112MM	6	12 mm
13 mm	26.9 mm	6.9 mm	20.3 mm	9.1 mm	180.8 mm	.17	1113MM	BLK1113MM	6	13 mm
14 mm	30.2 mm	7.6 mm	22.1 mm	9.7 mm	196.9 mm	.25	1114MM	BLK1114MM	6	14 mm
15 mm	33.3 mm	8.1 mm	24.1 mm	10.9 mm	215.9 mm	.30	1115MM	BLK1115MM	6	15 mm
16 mm	33.3 mm	8.1 mm	24.1 mm	10.9 mm	215.9 mm	.30	1116MM	BLK1116MM	6	16 mm
17 mm	38.9 mm	8.9 mm	26.4 mm	11.7 mm	235.0 mm	.38	1117MM	BLK1117MM	6	17 mm
18 mm	38.9 mm	8.9 mm	26.4 mm	11.7 mm	235.0 mm	.38	1118MM	BLK1118MM	6	18 mm
19 mm	39.6 mm	9.4 mm	28.7 mm	12.7 mm	257.0 mm	.43	1119MM	BLK1119MM	6	19 mm
20 mm	42.9 mm	10.2 mm	31.0 mm	13.5 mm	279.4 mm	.55	1120MM	BLK1120MM	6	20 mm
21 mm	42.9 mm	10.2 mm	31.0 mm	13.5 mm	279.4 mm	.55	1121MM	BLK1121MM	6	21 mm
22 mm	46.0 mm	10.7 mm	33.0 mm	14.2 mm	304.8 mm	.64	1122MM	BLK1122MM	6	22 mm
23 mm	49.3 mm	11.4 mm	35.1 mm	15.0 mm	330.2 mm	.77	1123MM	BLK1123MM	6	23 mm
24 mm	49.3 mm	11.4 mm	35.1 mm	15.0 mm	330.2 mm	.77	1124MM	BLK1124MM	6	24 mm
25 mm	52.3 mm	10.4 mm	37.3 mm	15.0 mm	355.6 mm	.92	1125MM	BLK1125MM	6	25 mm
26 mm	55.6 mm	11.2 mm	39.6 mm	15.7 mm	381.0 mm	1.07	1126MM	BLK1126MM	6	26 mm
27 mm	55.6 mm	11.2 mm	39.6 mm	15.7 mm	381.0 mm	1.07	1127MM	BLK1127MM	1	27 mm
28 mm	58.9 mm	13.5 mm	41.7 mm	17.5 mm	409.4 mm	1.40	1128MM	BLK1128MM	1	28 mm
29 mm	58.9 mm	13.5 mm	41.7 mm	17.5 mm	409.4 mm	1.34	1129MM	BLK1129MM	1	29 mm
30 mm	65.5 mm	14.7 mm	46.0 mm	19.1 mm	436.6 mm	1.80	1130MM	BLK1130MM	1	30 mm
32 mm	68.3 mm	13.5 mm	47.8 mm	19.1 mm	457.2 mm	1.80	1132MM	BLK1132MM	1	32 mm
34 mm	71.4 mm	14.2 mm	50.0 mm	19.8 mm	476.3 mm	2.10	1134MM	BLK1134MM	1	34 mm
36 mm	74.7 mm	15.0 mm	52.3 mm	20.6 mm	495.3 mm	3.60	1136MM	BLK1136MM	1	36 mm
41 mm	84.1 mm	16.8 mm	59.4 mm	22.4 mm	546.1 mm	4.50	1141MM	BLK1141MM	1	41 mm
46 mm	93.7 mm	18.3 mm	66.5 mm	24.6 mm	609.6 mm	7.00	1146MM	BLK1146MM	1	46 mm
50 mm	103.1 mm	19.8 mm	73.2 mm	26.9 mm	654.1 mm	6.80	1150MM	BLK1150MM	1	50 mm
55 mm	115.1 mm	22.4 mm	81.8 mm	30.2 mm	743.0 mm	7.90	1155MM	BLK1155MM	1	55 mm
60 mm	127.0 mm	24.6 mm	89.7 mm	33.3 mm	787.4 mm	12.10	1160MM	BLK1160MM	1	60 mm

Convenient Sets Provide Popular Wrench Sizes Ranging from 7 mm through 32 mm Openings. Sets are Available in 5 Sizes: 7, 9, 11, 15 and 18 Wrenches, Packaged in a Handcrafted Fabric and Vinyl Roll Up Kit.

Chrome Sets				
C7KM	C9KM	C11KM	C15KM	C18KM
				
11 mm1111MM 12 mm1112MM 13 mm1113MM 14 mm1114MM 16 mm1116MM 17 mm1117MM 19 mm1119MM Kit BagC187	7 mm1107MM 8 mm1108MM 9 mm1109MM 10 mm1110MM 11 mm1111MM 12 mm1112MM 13 mm1113MM 14 mm1114MM 15 mm1115MM Kit BagC90	7 mm1107MM 8 mm1108MM 9 mm1109MM 10 mm1110MM 11 mm1111MM 12 mm1112MM 13 mm1113MM 14 mm1114MM 15 mm1115MM 16 mm1116MM 17 mm1117MM Kit BagC111	7 mm1107MM 8 mm1108MM 10 mm1110MM 12 mm1112MM 14 mm1114MM 16 mm1116MM 18 mm1118MM 20 mm1120MM 22 mm1122MM 24 mm1124MM 26 mm1126MM 28 mm1128MM 29 mm1129MM 30 mm1130MM 32 mm1132MM Kit BagC150	7 mm1107MM 8 mm1108MM 9 mm1109MM 10 mm1110MM 11 mm1111MM 12 mm1112MM 13 mm1113MM 14 mm1114MM 15 mm1115MM 16 mm1116MM 17 mm1117MM 18 mm1118MM 19 mm1119MM 20 mm1120MM 21 mm1121MM 22 mm1122MM 23 mm1123MM 24 mm1124MM Kit BagC180
Industrial Black Sets				
CB7KM	CB9KM	CB11KM	CB15KM	CB18KM
				
11 mmBLK1111MM 12 mmBLK1112MM 13 mmBLK1113MM 14 mmBLK1114MM 16 mmBLK1116MM 17 mmBLK1117MM 19 mmBLK1119MM Kit BagC187	7 mmBLK1107MM 8 mmBLK1108MM 9 mmBLK1109MM 10 mmBLK1110MM 11 mmBLK1111MM 12 mmBLK1112MM 13 mmBLK1113MM 14 mmBLK1114MM 15 mmBLK1115MM Kit BagC90	7 mmBLK1107MM 8 mmBLK1108MM 9 mmBLK1109MM 10 mmBLK1110MM 11 mmBLK1111MM 12 mmBLK1112MM 13 mmBLK1113MM 14 mmBLK1114MM 15 mmBLK1115MM 16 mmBLK1116MM 17 mmBLK1117MM Kit BagC111	7 mmBLK1107MM 8 mmBLK1108MM 10 mmBLK1110MM 12 mmBLK1112MM 14 mmBLK1114MM 16 mmBLK1116MM 18 mmBLK1118MM 20 mmBLK1120MM 22 mmBLK1122MM 24 mmBLK1124MM 26 mmBLK1126MM 28 mmBLK1128MM 29 mmBLK1129MM 30 mmBLK1130MM 32 mmBLK1132MM Kit BagC150	7 mmBLK1107MM 8 mmBLK1108MM 9 mmBLK1109MM 10 mmBLK1110MM 11 mmBLK1111MM 12 mmBLK1112MM 13 mmBLK1113MM 14 mmBLK1114MM 15 mmBLK1115MM 16 mmBLK1116MM 17 mmBLK1117MM 18 mmBLK1118MM 19 mmBLK1119MM 20 mmBLK1120MM 21 mmBLK1121MM 22 mmBLK1122MM 23 mmBLK1123MM 24 mmBLK1124MM Kit BagC180

Double Head Open End Wrenches

Martin



**American Alloy Steel
Drop Forged**

15° Angle

Comfortable Grip







**Chrome and
Industrial Black**

Wrench Opening	Diameter of Head	Thickness of Head	Length	Wt. Ea. Lbs.	Chrome	Std. Pkg. Qty.	Industrial Black	Std. Pkg. Qty.	Wrench Opening
	A x B	C	D		Part No.		Part No.		
1/4 x 5/16	19/32 x 3/4	3/16	4	.03	1020	6	BLK1020	6	1/4 x 5/16
5/16 x 11/32	19/32 x 3/4	3/16	4	.04	1720	6	BLK1720	6	5/16 x 11/32
5/16 x 3/8	19/32 x 3/4	3/16	4	.04	1721	6	BLK1721	6	5/16 x 3/8
5/16 x 13/32	19/32 x 3/4	3/16	4	.04	1021	6	BLK1021	6	5/16 x 13/32
3/8 x 7/16	3/4 x 29/32	13/64	4 7/8	.06	1723	6	BLK1723	6	3/8 x 7/16
3/8 x 1/2	3/4 x 29/32	13/64	4 7/8	.06	1723A	6	BLK1723A	6	3/8 x 1/2
7/16 x 1/2	29/32 x 1 1/8	1/4	5 3/4	.13	1725	6	BLK1725	6	7/16 x 1/2
7/16 x 9/16	29/32 x 1 1/8	1/4	5 3/4	.13	1725A	6	BLK1725A	6	7/16 x 9/16
1/2 x 9/16	1 1/16 x 1 1/8	1/4	6 1/8	.19	1725B	6	BLK1725B	6	1/2 x 9/16
1/2 x 5/8	1 1/4 x 1 1/8	1/4	6 1/8	.19	1726	6	BLK1726	6	1/2 x 5/8
9/16 x 5/8	1 1/2 x 1 1/4	1 7/64	6 3/4	.20	1727	6	BLK1727	6	9/16 x 5/8
9/16 x 1 1/16	1 3/16 x 1 1/16	19/64	7 1/2	.27	1027C	6	BLK1027C	6	9/16 x 1 1/16
19/32 x 1 1/16	1 3/16 x 1 1/16	19/64	7 1/2	.27	1027	6	BLK1027	6	19/32 x 1 1/16
5/8 x 1 1/16	1 3/16 x 1 1/16	19/64	7 1/2	.27	1027B	6	BLK1027B	6	5/8 x 1 1/16
9/16 x 3/4	1 3/16 x 1 1/16	19/64	7 1/2	.27	1728	6	BLK1728	6	9/16 x 3/4
5/8 x 3/4	1 3/16 x 1 1/8	5/16	8 1/2	.41	1729	6	BLK1729	6	5/8 x 3/4
1 1/16 x 3/4	1 3/16 x 1 1/8	5/16	8 1/2	.41	1029B	6	BLK1029B	6	1 1/16 x 3/4
1 1/16 x 25/32	1 3/16 x 1 1/8	5/16	8 1/2	.41	1029	6	BLK1029	6	1 1/16 x 25/32
1 1/16 x 13/16	1 3/16 x 1 1/8	5/16	8 1/2	.40	1029C	6	BLK1029C	6	1 1/16 x 13/16
1 1/16 x 7/8	1 3/16 x 1 1/8	5/16	8 1/2	.40	1030	6	BLK1030	6	1 1/16 x 7/8
3/4 x 13/16	1 5/8 x 1 3/4	1 1/32	9 3/8	.50	1731	6	BLK1731	6	3/4 x 13/16
3/4 x 7/8	1 5/8 x 1 3/4	1 1/32	9 3/8	.50	1731A	6	BLK1731A	6	3/4 x 7/8
13/16 x 7/8	1 5/8 x 1 3/4	1 1/32	9 3/8	.50	1731B	6	BLK1731B	6	13/16 x 7/8
7/8 x 15/16	1 11/16 x 1 15/16	3/8	10 3/8	.75	1033A	6	BLK1033A	6	7/8 x 15/16
7/8 x 1	1 11/16 x 1 15/16	3/8	10 3/8	.72	1733	6	BLK1733	6	7/8 x 1
15/16 x 1	1 7/8 x 2 1/8	7/16	11 1/2	1.05	1033C	6	BLK1033C	6	15/16 x 1
7/8 x 1 1/16	1 7/8 x 2 1/8	7/16	11 1/2	1.03	1034	6	BLK1034	6	7/8 x 1 1/16
15/16 x 1 1/16	1 7/8 x 2 1/8	7/16	11 1/2	1.01	1034A	6	BLK1034A	6	15/16 x 1 1/16
1 x 1 1/8	2 1/8 x 2 1/4	7/16	12 1/2	1.18	1735	6	BLK1735	6	1 x 1 1/8
1 1/16 x 1 1/8	2 1/8 x 2 1/4	7/16	12 1/2	1.16	1036B	6	BLK1036B	6	1 1/16 x 1 1/8
1 1/16 x 1 1/4	2 1/4 x 2 5/8	1/2	13 3/4	1.6	1037	6	BLK1037	6	1 1/16 x 1 1/4
1 1/8 x 1 1/4	2 1/4 x 2 5/8	1/2	13 3/4	1.6	1737	6	BLK1737	6	1 1/8 x 1 1/4
1 1/8 x 1 3/16	2 1/4 x 2 5/8	1/2	13 3/4	1.6	1037A	6	BLK1037A	6	1 1/8 x 1 3/16
1 1/4 x 1 3/16	2 3/4 x 2 5/8	9/16	15 1/2	2.1	1039B	6	BLK1039B	1	1 1/4 x 1 3/16
1 1/4 x 1 3/16	2 3/4 x 2 5/8	9/16	15 1/2	2.1	1039	6	BLK1039	1	1 1/4 x 1 3/16
1 5/16 x 1 1/2	2 3/4 x 2 5/8	9/16	15 1/2	2.1	1039A	6	BLK1039A	1	1 5/16 x 1 1/2
1 3/8 x 1 1/2	2 3/4 x 2 5/8	9/16	15 1/2	2.0	1039C	6	BLK1039C	1	1 3/8 x 1 1/2
1 1/4 x 1 1/8	2 3/4 x 2 5/8	9/16	15 1/2	2.0	1040	6	BLK1040	1	1 1/4 x 1 1/8
1 7/16 x 1 1/8	2 3/4 x 3 1/4	5/8	17	3.1	1041	1	BLK1041	1	1 7/16 x 1 1/8
1 1/2 x 1 1/8	2 3/4 x 3 1/4	5/8	17	3.1	1041B	1	BLK1041B	1	1 1/2 x 1 1/8
1 11/16 x 1 1/8	3 3/4 x 4 1/8	7/8	19 1/2	7.2	—	—	BLK44A	1	1 11/16 x 1 1/8
1 13/16 x 2	3 3/4 x 4 1/8	7/8	19 1/2	6.9	—	—	BLK45	1	1 13/16 x 2
2 3/16 x 2 3/8	4 13/16 x 4 7/8	1 1/8	23	11.8	—	—	BLK49	1	2 3/16 x 2 3/8
2 1/4 x 2 3/16	4 13/16 x 4 7/8	1 1/8	23	11.7	—	—	BLK49A	1	2 1/4 x 2 3/16



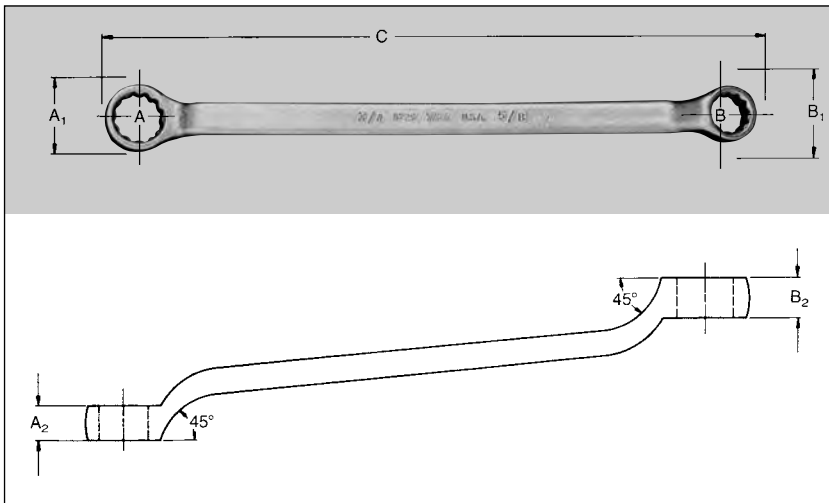
Double Head Open End Wrench Sets

6 Sets of Popular Sizes Provide a Wide Range of Openings in Chrome or Industrial Black Finish.

Chrome Sets					
OE6K		OE8K		OE11K	
					
OPENING	PART NO.	OPENING	PART NO.	OPENING	PART NO.
$\frac{3}{8} \times \frac{7}{16}$	1723	$\frac{1}{4} \times \frac{5}{16}$	1020	$\frac{1}{4} \times \frac{5}{16}$	1020
$\frac{1}{2} \times \frac{9}{16}$	1725B	$\frac{3}{8} \times \frac{7}{16}$	1723	$\frac{5}{16} \times \frac{3}{8}$	1721
$\frac{5}{8} \times \frac{11}{16}$	1027B	$\frac{1}{2} \times \frac{9}{16}$	1725B	$\frac{3}{8} \times \frac{7}{16}$	1723
$\frac{3}{4} \times \frac{13}{16}$	1731	$\frac{5}{8} \times \frac{11}{16}$	1027B	$\frac{7}{16} \times \frac{1}{2}$	1725
$\frac{7}{8} \times \frac{15}{16}$	1033A	$\frac{3}{4} \times \frac{13}{16}$	1731	$\frac{1}{2} \times \frac{9}{16}$	1725B
$1 \times 1\frac{1}{8}$	1735	$\frac{7}{8} \times \frac{15}{16}$	1033A	$\frac{9}{16} \times \frac{3}{8}$	1727
Kit Bag	C60B	$1 \times 1\frac{1}{8}$	1735	$\frac{5}{8} \times \frac{11}{16}$	1027B
		$1\frac{1}{8} \times 1\frac{1}{4}$	1037	$\frac{3}{4} \times \frac{13}{16}$	1731
		Kit Bag	C81	$\frac{7}{8} \times \frac{15}{16}$	1033A
				$1 \times 1\frac{1}{8}$	1735
				$1\frac{1}{8} \times 1\frac{1}{4}$	1037
				Kit Bag	C110
Industrial Black Sets					
BOE6K		BOE8K		BOE11K	
					
OPENING	PART NO.	OPENING	PART NO.	OPENING	PART NO.
$\frac{3}{8} \times \frac{7}{16}$	BLK1723	$\frac{1}{4} \times \frac{5}{16}$	BLK-1020	$\frac{1}{4} \times \frac{5}{16}$	BLK-1020
$\frac{1}{2} \times \frac{9}{16}$	BLK1725B	$\frac{3}{8} \times \frac{7}{16}$	BLK1723	$\frac{5}{16} \times \frac{3}{8}$	BLK1721
$\frac{5}{8} \times \frac{11}{16}$	BLK1027B	$\frac{1}{2} \times \frac{9}{16}$	BLK1725B	$\frac{3}{8} \times \frac{7}{16}$	BLK1723
$\frac{3}{4} \times \frac{13}{16}$	BLK1731	$\frac{5}{8} \times \frac{11}{16}$	BLK1027B	$\frac{7}{16} \times \frac{1}{2}$	BLK1725
$\frac{7}{8} \times \frac{15}{16}$	BLK1033A	$\frac{3}{4} \times \frac{13}{16}$	BLK1731	$\frac{1}{2} \times \frac{9}{16}$	BLK1725B
$1 \times 1\frac{1}{8}$	BLK1735	$\frac{7}{8} \times \frac{15}{16}$	BLK1033A	$\frac{9}{16} \times \frac{3}{8}$	BLK1727
Kit Bag	C60B	$1 \times 1\frac{1}{8}$	BLK1735	$\frac{5}{8} \times \frac{11}{16}$	BLK1027B
		$1\frac{1}{8} \times 1\frac{1}{4}$	BLK1037	$\frac{3}{4} \times \frac{13}{16}$	BLK1731
		Kit Bag	C81	$\frac{7}{8} \times \frac{15}{16}$	BLK1033A
				$1 \times 1\frac{1}{8}$	BLK1735
				$1\frac{1}{8} \times 1\frac{1}{4}$	BLK1037
				Kit Bag	C110

Double Offset Box Wrenches

Martin



American Alloy Steel

Drop Forged

12 Point Box

**Double Offset 45° for
Obstruction Clearance**

Different Opening in Each End.

Short Pattern

Wrench Opening	Diameter of Head		Thickness of Head		Length	Wt. Ea. Lbs.	Chrome	Industrial Black	Std. Pkg. Qty.	Wrench Opening
	A ₁	B ₁	A ₂	B ₂			Part No.	Part No.		A × B
A × B	A ₁	B ₁	A ₂	B ₂	C					A × B
5/16 × 3/8	15/32	35/64	7/32	1/4	4 1/4	.06	9721	BLK9721	6	5/16 × 3/8
3/8 × 7/16	17/32	5/8	17/64	3/16	4 5/8	.08	9723	BLK9723	6	3/8 × 7/16
7/16 × 1/2	5/8	23/32	5/16	11/32	5 1/16	.10	9725	BLK9725	6	7/16 × 1/2
1/2 × 9/16	23/32	13/16	11/32	3/8	5 1/2	.13	9725B	BLK9725B	6	1/2 × 9/16
9/16 × 5/8	13/16	7/8	3/8	7/16	5 15/16	.19	9727	BLK9727	6	9/16 × 5/8
5/8 × 11/16	7/8	1 1/32	7/16	15/32	6 1/2	.26	9727A	BLK9727A	6	5/8 × 11/16
5/8 × 3/4	7/8	1 1/32	7/16	15/32	6 1/2	.25	9729	BLK9729	6	5/8 × 3/4

Long Pattern

Wrench Opening	Diameter of Head		Thickness of Head		Length	Wt. Ea. Lbs.	Chrome	Industrial Black	Std. Pkg. Qty.	Wrench Opening
	A ₁	B ₁	A ₂	B ₂			Part No.	Part No.		A × B
A × B	A ₁	B ₁	A ₂	B ₂	C					A × B
3/8 × 7/16	17/32	19/32	9/32	9/32	6 15/32	.15	8723	BLK8723	6	3/8 × 7/16
7/16 × 1/2	5/8	11/16	5/16	5/16	7 3/4	.16	8725	BLK8725	6	7/16 × 1/2
1/2 × 9/16	11/16	13/16	3/8	3/8	8 5/8	.25	8725B	BLK8725B	6	1/2 × 9/16
9/16 × 5/8	25/32	7/8	3/8	3/8	9 1/2	.34	8727	BLK8727	6	9/16 × 5/8
5/8 × 11/16	7/8	31/32	13/32	13/32	10 5/16	.37	8727A	BLK8727A	6	5/8 × 11/16
5/8 × 3/4	7/8	1 1/32	29/64	29/64	11 13/16	.43	8729	BLK8729	6	5/8 × 3/4
11/16 × 3/4	1 1/32	1 5/32	15/32	15/32	11 1/8	.56	8029B	BLK8029B	6	11/16 × 3/4
3/4 × 7/8	1 1/32	1 1/16	1/2	1/2	12 7/16	.68	8731A	BLK8731A	6	3/4 × 7/8
13/16 × 7/8	1 1/32	1 1/32	17/32	17/32	13 13/16	.74	8731B	BLK8731B	6	13/16 × 7/8
7/8 × 15/16	1 1/16	1 13/32	9/16	9/16	14 1/16	1.0	8033A	BLK8033A	6	7/8 × 15/16
15/16 × 1	1 1/16	1 13/32	9/16	9/16	14 1/16	1.0	8033C	BLK8033C	6	15/16 × 1
1 × 1 1/8	1 13/32	1 17/32	21/32	21/32	15 3/16	1.4	8735	BLK8735	6	1 × 1 1/8
1 1/16 × 1 1/8	1 13/32	1 17/32	21/32	21/32	15 3/16	1.4	8735A	BLK8735A	6	1 1/16 × 1 1/8
1 1/8 × 1 1/4	1 1/16	1 13/16	11/16	11/16	17 7/16	1.8	8037	BLK8037	1	1 1/8 × 1 1/4
1 1/8 × 1 3/8	1 1/16	1 13/16	11/16	11/16	17 7/16	1.8	8037A	BLK8037A	1	1 1/8 × 1 3/8
1 1/4 × 1 1/2	1 1/8	2 1/16	3/4	3/4	18 3/8	2.4	8039B	BLK8039B	1	1 1/4 × 1 1/2
1 1/4 × 1 3/4	1 1/8	2 1/16	3/4	3/4	18 3/8	2.4	8039	BLK8039	1	1 1/4 × 1 3/4
1 3/8 × 1 1/2	2	2 1/16	25/32	13/16	20 1/16	2.8	8040A	BLK8040A	1	1 3/8 × 1 1/2
1 3/8 × 1 3/4	2	2 1/16	25/32	13/16	20 1/16	2.8	8040C	BLK8040C	1	1 3/8 × 1 3/4
1 3/8 × 1 7/8	2	2 1/16	25/32	13/16	20 1/16	2.8	8040	BLK8040	1	1 3/8 × 1 7/8
1 7/8 × 1 1/2	2	2 1/16	25/32	13/16	20 1/16	2.8	8040B	BLK8040B	1	1 7/8 × 1 1/2

Chrome Sets

BO6K



$\frac{3}{8} \times \frac{7}{16}$	8723
$\frac{7}{16} \times \frac{1}{2}$	8725
$\frac{1}{2} \times \frac{9}{16}$	8725B
$\frac{9}{16} \times \frac{5}{8}$	8727
$1\frac{1}{16} \times \frac{3}{4}$	8029B
$1\frac{3}{16} \times \frac{7}{8}$	8731B
Kit Bag	C60B

BO11K



$\frac{3}{8} \times \frac{7}{16}$	8723
$\frac{7}{16} \times \frac{1}{2}$	8725
$\frac{1}{2} \times \frac{9}{16}$	8725B
$\frac{9}{16} \times \frac{5}{8}$	8727
$\frac{5}{8} \times 1\frac{1}{16}$	8727A
$1\frac{1}{16} \times \frac{3}{4}$	8029B
$1\frac{3}{16} \times \frac{7}{8}$	8731B
$1\frac{5}{16} \times 1$	8033C
$1\frac{1}{2} \times 1\frac{1}{8}$	8735A
$1\frac{1}{2} \times 1\frac{1}{4}$	8037
$1\frac{1}{4} \times 1\frac{5}{16}$	8039B
Kit Bag	C110

Industrial Black Sets

BBO6K



$\frac{3}{8} \times \frac{7}{16}$	BLK8723
$\frac{7}{16} \times \frac{1}{2}$	BLK8725
$\frac{1}{2} \times \frac{9}{16}$	BLK8725B
$\frac{9}{16} \times \frac{5}{8}$	BLK8727
$1\frac{1}{16} \times \frac{3}{4}$	BLK8029B
$1\frac{3}{16} \times \frac{7}{8}$	BLK8731B
Kit Bag	C60B

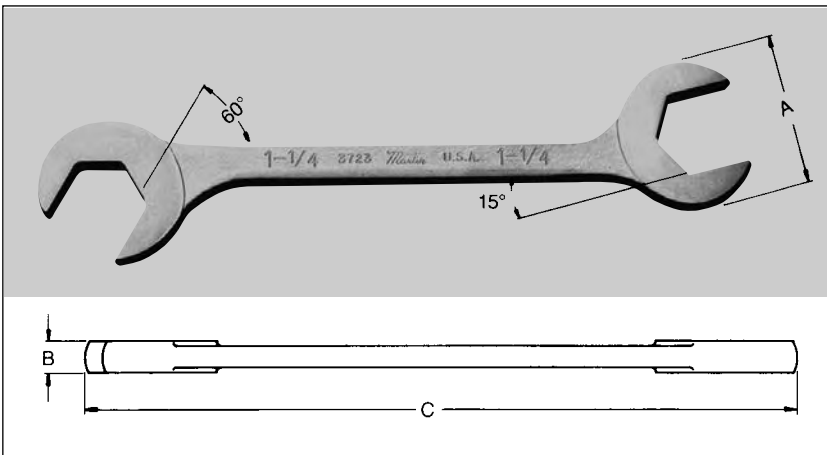
BBO11K



$\frac{3}{8} \times \frac{7}{16}$	BLK8723
$\frac{7}{16} \times \frac{1}{2}$	BLK8725
$\frac{1}{2} \times \frac{9}{16}$	BLK8725B
$\frac{9}{16} \times \frac{5}{8}$	BLK8727
$\frac{5}{8} \times 1\frac{1}{16}$	BLK8727A
$1\frac{1}{16} \times \frac{3}{4}$	BLK8029B
$1\frac{3}{16} \times \frac{7}{8}$	BLK8731B
$1\frac{5}{16} \times 1$	BLK8033C
$1\frac{1}{2} \times 1\frac{1}{8}$	BLK8735A
$1\frac{1}{2} \times 1\frac{1}{4}$	BLK8037
$1\frac{1}{4} \times 1\frac{5}{16}$	BLK8039B
Kit Bag	C110

Hydraulic Wrenches Angle Openings SAE & Metric

Martin



**American Alloy Steel
Drop Forged**

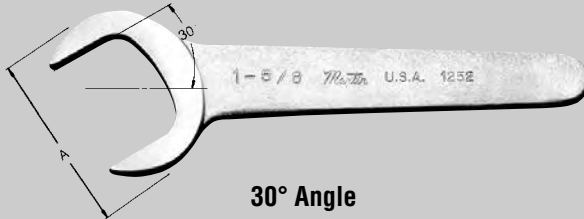
**Permits Work in Extremely
Tight Clearance**

Thin Head

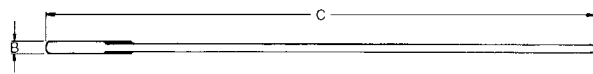
Same Opening Each End

Wrench Openings	Diameter of Head		Length	Wt. Ea. Lbs.	Chrome	Industrial Black	Std. Pkg. Qty.	Wrench Openings
	A	B			Part No.	Part No.		
1/2 X 1/2	0.8	0.2	4.8	.07	3710A	BLK3710A	6	1/2 X 1/2
3/8 X 3/8	0.8	0.2	4.8	.07	3710	BLK3710	6	3/8 X 3/8
7/16 X 7/16	0.9	0.2	5.0	.08	3711	BLK3711	6	7/16 X 7/16
1/2 X 1/2	1.0	0.2	5.5	.10	3712	BLK3712	6	1/2 X 1/2
9/16 X 9/16	1.1	0.3	6.0	.12	3713	BLK3713	6	9/16 X 9/16
5/8 X 5/8	1.2	0.3	6.3	.18	3714	BLK3714	6	5/8 X 5/8
11/16 X 11/16	1.3	0.3	7.0	.22	3715	BLK3715	6	11/16 X 11/16
3/4 X 3/4	1.4	0.3	7.3	.24	3716	BLK3716	6	3/4 X 3/4
13/16 X 13/16	1.6	0.3	7.5	.29	3717	BLK3717	6	13/16 X 13/16
7/8 X 7/8	1.7	0.3	8.3	.35	3718	BLK3718	6	7/8 X 7/8
15/16 X 15/16	1.8	0.3	9.0	.38	3719	BLK3719	6	15/16 X 15/16
1 X 1	1.9	0.3	9.8	.52	3720	BLK3720	6	1 X 1
1 1/16 X 1 1/16	2.1	0.3	10.0	.60	3721	BLK3721	6	1 1/16 X 1 1/16
1 1/8 X 1 1/8	2.3	0.3	11.0	.75	3722	BLK3722	6	1 1/8 X 1 1/8
1 3/16 X 1 3/16	2.3	0.3	11.0	.74	3722A	BLK3722A	6	1 3/16 X 1 3/16
1 1/4 X 1 1/4	2.4	0.3	11.5	.83	3723	BLK3723	6	1 1/4 X 1 1/4
1 5/8 X 1 5/8	2.7	0.4	12.5	1.2	3724	BLK3724	6	1 5/8 X 1 5/8
1 7/8 X 1 7/8	2.7	0.4	12.5	1.2	3725	BLK3725	6	1 7/8 X 1 7/8
1 1/2 X 1 1/2	2.7	0.4	12.5	1.2	3726	BLK3726	6	1 1/2 X 1 1/2
1 5/4 X 1 5/4	3.2	0.5	15.8	3.0	3727	BLK3727	1	1 5/4 X 1 5/4
1 11/16 X 1 11/16	3.3	0.5	16.5	3.4	3728	BLK3728	1	1 11/16 X 1 11/16
1 3/4 X 1 3/4	3.4	0.5	17.0	3.8	3729	BLK3729	1	1 3/4 X 1 3/4
1 13/16 X 1 13/16	3.6	0.5	17.8	4.5	3730	BLK3730	1	1 13/16 X 1 13/16
1 7/8 X 1 7/8	3.7	0.6	18.5	5.2	3731	BLK3731	1	1 7/8 X 1 7/8
2 X 2	3.9	0.6	19.3	5.9	3732	BLK3732	1	2 X 2
Wrench Openings	Diameter of Head		Length	Wt. Ea. Lbs.	Chrome		Std. Pkg. Qty.	Wrench Openings
	A	B			Part No.			
9 mm	19.8	5.6	120.7	.07	3709 MM		6	9 mm
10 mm	19.8	5.6	120.7	.07	3710 MM		6	10 mm
11 mm	22.4	5.6	127.0	.08	3711 MM		6	11 mm
12 mm	22.4	5.6	127.0	.08	3712 MM		6	12 mm
13 mm	25.4	5.6	139.7	.10	3713 MM		6	13 mm
14 mm	28.4	6.4	152.4	.12	3714 MM		6	14 mm
15 mm	28.4	6.4	152.4	.12	3715 MM		6	15 mm
16 mm	30.2	7.1	158.8	.18	3716 MM		6	16 mm
17 mm	30.2	7.1	158.8	.18	3717 MM		6	17 mm
18 mm	33.3	7.1	177.8	.22	3718 MM		6	18 mm
19 mm	36.6	7.1	184.2	.24	3719 MM		6	19 mm
20 mm	36.6	7.1	184.2	.24	3720 MM		6	20 mm
21 mm	40.4	7.1	190.5	.29	3721 MM		6	21 mm
22 mm	40.4	7.1	190.5	.29	3722 MM		6	22 mm
23 mm	42.9	7.1	209.6	.35	3723 MM		6	23 mm
24 mm	46.0	7.1	228.6	.38	3724 MM		6	24 mm
27 mm	52.3	7.9	254.0	.52	3727 MM		6	27 mm
30 mm	57.2	7.9	279.4	.60	3730 MM		6	30 mm
32 mm	60.5	8.6	292.1	.83	3732 MM		6	32 mm
34 mm	67.6	10.4	317.5	1.2	3734 MM		6	34 mm
36 mm	67.6	10.4	317.5	1.2	3736 MM		6	36 mm

Service Wrenches - SAE & Metric



30° Angle



Straight

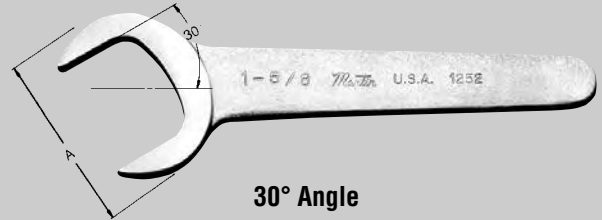
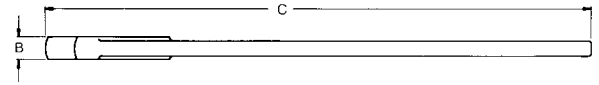
30° Angle Service Wrenches

Wrench Opening	Diameter of Head	Thickness of Head	Length C	Wt. Ea. Lbs.	Chrome	Industrial Black	Std. Pkg. Qty.	Wrench Opening	SW11K 			
	A	B			Part No.	Part No.						
3/4	1 1/16	1/4	6 5/16	.22	1224	BLK1224	6	3/4				
13/16	1 1/16	1/4	6 5/16	.22	1226	BLK1226	6	13/16				
7/8	1 1/16	1/4	6 5/16	.22	1228	BLK1228	6	7/8				
15/16	1 1/8	1/4	6 5/8	.25	1230	BLK1230	6	15/16				
1	1 1/8	1/4	6 7/8	.25	1232	BLK1232	6	1				
1 1/16	1 1/8	1/4	6 7/8	.25	1234	BLK1234	6	1 1/16				
1 1/8	2 1/16	1/4	7 1/8	.31	1236	BLK1236	6	1 1/8				
1 1/4	2 1/8	1/4	7 1/2	.31	1238	BLK1238	6	1 1/4				
1 1/4	2 1/8	1/4	7 3/8	.30	1240	BLK1240	6	1 1/4	30° Angle Service Wrench Sets			
1 5/16	2 1/8	1/4	7 3/8	.30	1236S	BLK1236S	6	1 5/16				
1 5/8	2 1/2	3/32	7 11/16	.45	1242	BLK1242	6	1 5/8				
1 3/4	2 1/2	3/32	7 11/16	.44	1244	BLK1244	6	1 3/4				
1 7/8	2 1/2	3/32	7 11/16	.43	1246	BLK1246	6	1 7/8	Chrome Set Part No.			
1 1/2	2 1/2	3/32	7 11/16	.42	1248	BLK1248	6	1 1/2		Industrial Black Set Part No.		
1 5/8	2 5/8	3/32	7 15/16	.43	1250	BLK1250	6	1 5/8	SW11K			
1 3/4	2 5/8	3/32	7 15/16	.43	1252	BLK1252	6	1 3/4		BSW11K		
1 11/16	2 3/4	3/32	7 15/16	.42	1254	BLK1254	6	1 11/16	Opening			
1 1/4	3 1/8	1/16	8 3/16	.70	1256	BLK1256	6	1 1/4		Chrome Part No.		
1 1/8	3 1/8	5/16	8 3/16	.69	1258	BLK1258	6	1 1/8	Opening			
1 1/8	3 1/8	5/16	8 3/16	.69	1260	BLK1260	6	1 1/8		Industrial Black Part No.		
1 5/16	3 3/8	5/16	8 9/16	.68	1262	BLK1262	6	1 5/16	3/4		1224	3/4
2	3 1/2	5/16	9 1/2	.66	1264	BLK1264	6	2	13/16	1226	13/16	BLK-1226
2 1/8	3 1/2	5/16	9 1/2	.65	1268	BLK1268	6	2 1/8	7/8	1228	7/8	BLK-1228
2 1/4	3 1/2	5/16	9 1/2	.61	1272	BLK1272	6	2 1/4	15/16	1230	15/16	BLK-1230
2 3/8	3 1/2	5/16	9 1/2	.61	1276	BLK1276	6	2 3/8	1	1232	1	BLK-1232
2 1/2	3 3/8	5/16	9 1/2	.59	1272S	BLK1272S	6	2 1/2	1 1/16	1234	1 1/16	BLK-1234
2 5/8	3 3/8	5/16	9 1/2	.57	1264S	BLK1264S	6	2 5/8	1 1/8	1236	1 1/8	BLK-1236
									1 3/8	1238	1 3/8	BLK-1238
									1 1/4	1240	1 1/4	BLK-1240
									1 3/8	1244	1 3/8	BLK-1244
									1 1/2	1248	1 1/2	BLK-1248
									Kit Bag	C111	Kit Bag	C111

Straight Service Wrenches


Wrench Opening	Diameter of Head	Thickness of Head	Length C	Wt. Ea. Lbs.	Chrome	Std. Pkg. Qty.	Wrench Opening
	A	B			Part No.		
1	2 1/2	1/4	12 1/4	.77	1932	6	1
1 1/8	2 1/2	1/4	12 1/4	.73	1936	6	1 1/8
1 1/2	2 5/8	3/32	12 1/4	.93	1948	6	1 1/2
1 5/8	2 5/8	3/32	12 1/4	.92	1952	6	1 5/8
1 3/4	3 1/8	5/16	12 1/4	1.3	1956	6	1 3/4
2	3 1/8	5/16	12 1/4	1.3	1964	6	2
2 1/4	3 1/8	5/16	12 1/4	1.3	1972	6	2 1/4

- Pump Wrenches - Chrome
- Thin Pattern for Use on Jam Nuts and in Confined Areas
- 30° Angle Heads




30° Angle

30° Angle Service Wrenches

Wrench Opening	Diameter of Head	Thickness of Head	Length	Wt. Ea. Lbs.	Chrome	Std. Pkg. Qty.	Wrench Opening	Chrome Set 30°
	A	B	C		Part No.			
19 mm	42.9 mm	6.4 mm	160.3 mm	.22	1219MM	6	19 mm	SW11KM 
21 mm	42.9 mm	6.4 mm	160.3 mm	.22	1221MM	6	21 mm	
22 mm	42.9 mm	6.4 mm	160.3 mm	.22	1222MM	6	22 mm	
24 mm	47.6 mm	6.4 mm	174.8 mm	.25	1224MM	6	24 mm	
27 mm	47.6 mm	6.4 mm	174.8 mm	.25	1227MM	6	27 mm	
30 mm	52.4 mm	6.4 mm	182.6 mm	.31	1230MM	6	30 mm	
32 mm	52.4 mm	6.4 mm	182.6 mm	.30	1232MM	6	32 mm	
36 mm	63.5 mm	7.1 mm	195.3 mm	.45	1236MM	6	36 mm	
37 mm	63.5 mm	7.1 mm	195.3 mm	.43	1237MM	6	37 mm	
38 mm	63.5 mm	7.1 mm	195.3 mm	.42	1238MM	6	38 mm	
40 mm	66.7 mm	7.1 mm	201.7 mm	.43	1240MM	6	40 mm	
41 mm	66.7 mm	7.1 mm	201.7 mm	.43	1241MM	6	41 mm	
42 mm	66.7 mm	7.1 mm	201.7 mm	.43	1242MM	6	42 mm	
44 mm	66.7 mm	7.1 mm	201.7 mm	.43	1244MM	6	44 mm	
46 mm	79.4 mm	7.9 mm	217.4 mm	.70	1246MM	6	46 mm	
48 mm	79.4 mm	7.9 mm	217.4 mm	.70	1248MM	6	48 mm	
50 mm	79.4 mm	7.9 mm	217.4 mm	.68	1250MM	6	50 mm	
52 mm	88.9 mm	7.9 mm	242.1 mm	.66	1252MM	6	52 mm	
55 mm	88.9 mm	7.9 mm	242.1 mm	.66	1255MM	6	55 mm	
60 mm	88.9 mm	7.9 mm	242.1 mm	.61	1260MM	6	60 mm	
65 mm	88.9 mm	7.9 mm	242.1 mm	.57	1265MM	6	65 mm	

OPENING	CHROME PART NO.
19 mm	1219MM
21 mm	1221MM
22 mm	1222MM
24 mm	1224MM
27 mm	1227MM
30 mm	1230MM
32 mm	1232MM
36 mm	1236MM
37 mm	1237MM
38 mm	1238MM
40 mm	1240MM
Kit Bag	C111

Check Nut Wrenches – Fractional & Metric



Thin Pattern
15° Angle
Use on Check Nuts, Stop Nuts, Jam Nuts, Hydraulic Fitting
Smaller Sizes Compliment Service Wrenches

Check Nut Wrench - Fractional

Wrench Opening	Diameter of Head	Thickness of Head	Length	Wt. Ea. Lbs.	Industrial Black	Std. Pkg. Qty.	Wrench Opening
	A	B			Part No.		
7/16	1	1/8	4	.05	601A	6	7/16
1/2	1	1/8	4	.05	601	6	1/2
9/16	1 1/4	5/32	4 1/2	.11	602A	6	9/16
19/32	1 1/4	5/32	4 1/2	.11	602	6	19/32
5/8	1 1/2	3/16	5 1/8	.13	603A	6	5/8
1 1/16	1 1/2	3/16	5 1/8	.13	603	6	1 1/16
3/4	1 5/8	7/32	5 1/8	.19	604A	6	3/4
13/16	1 9/16	1/4	6 1/8	.28	605A	6	13/16
7/8	1 9/16	1/4	6 1/8	.28	605	6	7/8
15/16	2 1/8	9/32	7 1/2	.36	606A	6	15/16
1	2 1/8	9/32	7 1/2	.35	606B	6	1
1 1/16	2 1/16	5/16	8 1/2	.66	607	6	1 1/16
1 1/8	2 1/16	5/16	8 1/2	.65	607A	6	1 1/8
1 1/4	2 3/4	3/8	10	1.12	608	6	1 1/4
1 3/16	2 3/4	3/8	10	1.12	608A	6	1 3/16
1 1/2	3 1/16	7/16	11 1/2	1.5	609A	6	1 1/2
1 5/8	3 1/16	1/2	13	2.3	610	6	1 5/8
1 11/16	3 1/16	1/2	13	2.2	610A	6	1 11/16

Check Nut Wrench - Metric

Wrench Opening	Diameter of Head	Thickness of Head	Length	Wt. Ea. Lbs.	Industrial Black	Std. Pkg. Qty.	Wrench Opening
	A	B			Part No.		
10 mm	25.4 mm	3.2 mm	101.6 mm	.05	610MM	6	10 mm
11 mm	25.4 mm	3.2 mm	101.6 mm	.05	611MM	6	11 mm
12 mm	25.4 mm	3.2 mm	101.6 mm	.05	612MM	6	12 mm
13 mm	25.4 mm	3.0 mm	101.6 mm	.05	613MM	6	13 mm
14 mm	31.8 mm	4.0 mm	114.3 mm	.11	614MM	6	14 mm
15 mm	31.8 mm	4.0 mm	114.3 mm	.11	615MM	6	15 mm
16 mm	38.1 mm	4.8 mm	130.2 mm	.13	616MM	6	16 mm
17 mm	38.1 mm	4.8 mm	130.2 mm	.13	617MM	6	17 mm
18 mm	38.1 mm	4.8 mm	130.2 mm	.13	618MM	6	18 mm
19 mm	41.3 mm	5.6 mm	155.6 mm	.19	619MM	6	19 mm
21 mm	46.0 mm	6.4 mm	168.3 mm	.28	621MM	6	21 mm
22 mm	46.0 mm	6.4 mm	168.3 mm	.28	622MM	6	22 mm
24 mm	50.8 mm	7.1 mm	190.5 mm	.36	624MM	6	24 mm
27 mm	61.9 mm	7.9 mm	215.9 mm	.66	627MM	6	27 mm
30 mm	61.9 mm	7.9 mm	215.9 mm	.66	630MM	6	30 mm
32 mm	66.7 mm	9.5 mm	254.0 mm	1.12	632MM	6	32 mm
36 mm	66.7 mm	9.5 mm	254.0 mm	1.12	636MM	6	36 mm
37 mm	85.7 mm	11.1 mm	280.0 mm	1.50	637MM	6	37 mm
38 mm	85.7 mm	11.1 mm	289.0 mm	1.50	638MM	6	38 mm
41 mm	87.3 mm	12.7 mm	331.0 mm	2.1	641MM	6	41 mm

Sets

CN7K

OPENING	PART NO.
7/16	601A
1/2	601
9/16	602A
5/8	603A
1 1/16	603
3/4	604A
13/16	605A
7/8	605
15/16	606A
1	606B
1 1/16	607
1 1/8	607A
1 1/4	608
1 3/16	608A
1 1/2	609A
1 5/8	610
1 11/16	610A
Kit Bag	C70

CN9KM

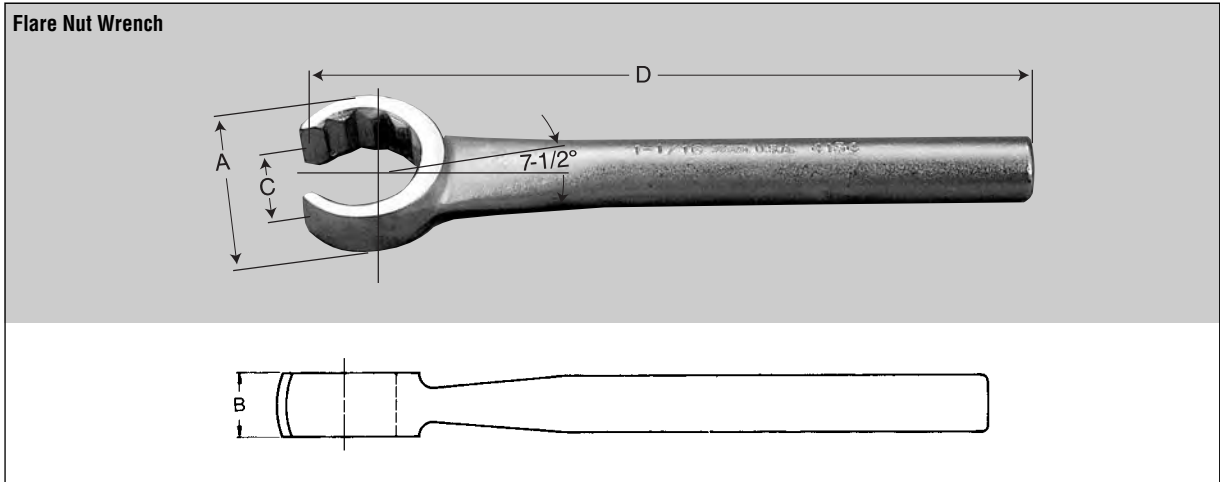
OPENING	PART NO.
10 mm	610MM
11 mm	611MM
12 mm	612MM
13 mm	613MM
14 mm	614MM
15 mm	615MM
16 mm	616MM
17 mm	617MM
19 mm	619MM
Kit Bag	C90

American Alloy Steel

Chrome or Black Finish


12 Point Opening

Drop Forged



Wrench Opening	Diameter of Head	Thickness of Head	Width of Slot	Length	Wt. Ea. Lbs.	Chrome	Industrial Black	Std. Pkg. Qty.	Wrench Opening
	A	B	C	D		Part No.	Part No.		
3/8	3/4	3/8	5/32	6 7/16	.18	4112	BLK4112	6	3/8
7/16	13/16	3/8	11/32	6 7/16	.20	4114	BLK4114	6	7/16
1/2	7/8	7/16	3/8	6 13/16	.28	4116	BLK4116	6	1/2
9/16	1	7/16	7/16	6 13/16	.30	4118	BLK4118	6	9/16
5/8	1 1/16	1/2	1/2	7 1/16	.38	4120	BLK4120	6	5/8
11/16	1 1/8	1/2	9/16	7 1/16	.45	4122	BLK4122	6	11/16
3/4	1 1/2	9/16	5/8	7 1/16	.53	4124	BLK4124	6	3/4
13/16	1 5/16	5/8	21/32	7 1/16	.60	4126	BLK4126	6	13/16
7/8	1 7/16	5/8	11/16	7 1/2	.60	4128	BLK4128	6	7/8
15/16	1 1/2	5/8	3/4	7 5/8	.63	4130	BLK4130	6	15/16
1	1 9/16	5/8	3/4	7 13/16	.69	4132	BLK4132	6	1
1 1/16	1 5/8	11/16	13/16	7 13/16	.78	4134	BLK4134	6	1 1/16
1 1/8	1 11/16	11/16	7/8	7 13/16	.83	4136	BLK4136	6	1 1/8
1 1/4	1 3/4	11/16	1	7 13/16	.83	4140	BLK4140	6	1 1/4
1 3/8	2 1/16	13/16	1 1/16	9	1.3	4144	BLK4144	6	1 3/8
1 1/2	2 3/8	7/8	1 1/8	10	1.6	4148	BLK4148	6	1 1/2

Ratcheting Box Wrenches & Sets – Straight Pattern



Chrome Finish

**Different Openings on Each
End in Size from 1/4" through 7/8".**

**12 Point with 6 Point Also
Available on RB810, 1214
and 1618.**

Wrench Openings	Type Opening	Diameter of Head		Thickness of Head	Overall Length	Wt. Ea. Lbs.	Chrome	Std. Pkg. Qty.	Wrench Openings
		A ₁	B ₁				Part No.		A × B
1/4 × 5/16	6 pt.	5/16	5/8	3/8	4 1/4	.12	RB810	6	1/4 × 5/16
1/4 × 5/16	12 pt.	5/16	5/8	3/8	4 1/4	.13	RB810DH	6	1/4 × 5/16
3/8 × 7/16	6 pt.	7/8	7/8	3/8	5 1/2	.18	RB1214	6	3/8 × 7/16
3/8 × 7/16	12 pt.	7/8	7/8	3/8	5 1/2	.19	RB1214DH	6	3/8 × 7/16
1/2 × 9/16	6 pt.	1	1 1/8	1/2	6 3/4	.42	RB1618	6	1/2 × 9/16
1/2 × 9/16	12 pt.	1	1 1/8	1/2	6 3/4	.42	RB1618DH	6	1/2 × 9/16
5/8 × 1 1/16	12 pt.	1 1/4	1 7/16	1/2	8	.54	RB2022	6	5/8 × 1 1/16
5/8 × 3/4	12 pt.	1 1/4	1 7/16	1/2	8	.52	RB2024	6	5/8 × 3/4
1 1/16 × 1 3/16	12 pt.	1 7/16	1 9/16	1/2	9 1/4	.78	RB2226	6	1 1/16 × 1 3/16
3/4 × 7/8	12 pt.	1 7/16	1 9/16	1/2	9 1/4	.74	RB2428	6	3/4 × 7/8

Sets

RB5K		RB7K	
OPENING	PART NO.	OPENING	PART NO.
1/4 × 5/16	RB810	1/4 × 5/16	RB810
3/8 × 7/16	RB1214	3/8 × 7/16	RB1214
1/2 × 9/16	RB1618	1/2 × 9/16	RB1618
5/8 × 1 1/16	RB2022	5/8 × 1 1/16	RB2022
3/4 × 7/8	RB2428	5/8 × 3/4	RB2024
Kit Bag	C185	1 1/16 × 1 3/16	RB2226
		3/4 × 7/8	RB2428
		Kit Bag	C187



Ratcheting Box Wrenches & Sets – 25° Offset Pattern

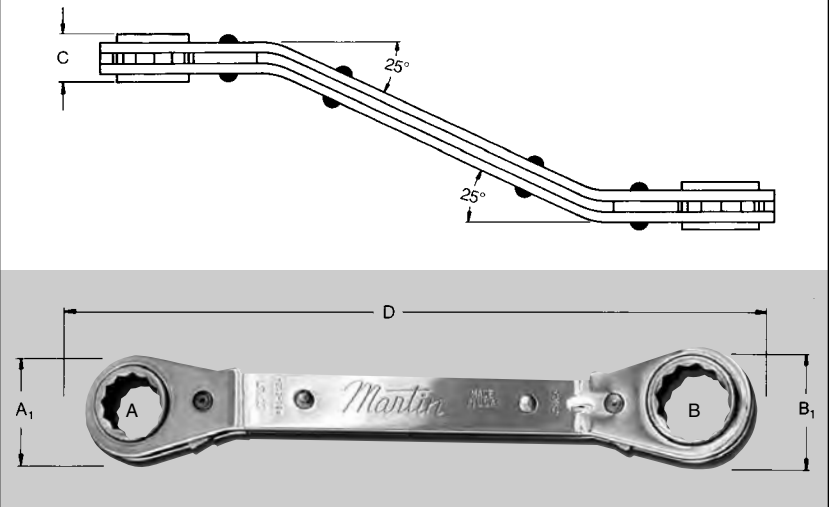
Chrome Finish

25° Offset

Size Openings from 1/4" through 7/8" with Different Openings on Each End.

**RB0810 through RB01618
6 Point**

**RB02022 through RB02428
12 Point**



Wrench Openings A x B	Type Opening	Diameter of Head		Thickness of Head	Overall Length D	Wt. Ea. Lbs.	Chrome	Std. Pkg. Qty.	Wrench Openings
		A ₁	B ₁	C			Part No.		A x B
1/4 x 5/16	6 pt.	5/16	5/8	3/8	4 3/32	.12	RB0810	6	1/4 x 5/16
3/8 x 7/16	6 pt.	3/8	7/8	3/8	5 7/32	.18	RB01214	6	3/8 x 7/16
1/2 x 9/16	6 pt.	1	1 1/8	1/2	6 15/32	.42	RB01618	6	1/2 x 9/16
5/8 x 1 1/16	12 pt.	1 1/4	1 7/16	1/2	7 21/32	.54	RB02022	6	5/8 x 1 1/16
3/4 x 3/4	12 pt.	1 1/4	1 7/16	1/2	7 21/32	.52	RB02024	6	3/4 x 3/4
1 1/16 x 1 3/16	12 pt.	1 7/16	1 9/16	1/2	8 3/4	.78	RB02226	6	1 1/16 x 1 3/16
3/4 x 7/8	12 pt.	1 7/16	1 9/16	1/2	8 3/4	.74	RB02428	6	3/4 x 7/8

Sets

RB05K		RB07K	
OPENING	PART NO.	OPENING	PART NO.
1/4 x 5/16	RB0810	1/4 x 5/16	RB0810
3/8 x 7/16	RB01214	3/8 x 7/16	RB01214
1/2 x 9/16	RB01618	1/2 x 9/16	RB01618
5/8 x 1 1/16	RB02022	5/8 x 1 1/16	RB02022
3/4 x 3/4	RB02428	3/4 x 3/4	RB02024
Kit Bag	C185	1 1/16 x 1 3/16	RB02226
		3/4 x 7/8	RB02428
		Kit Bag	C187

Heavy Duty Pipe Wrenches

**Straight
Iron Handle**



**Straight
Aluminum
Handle**



Size	Capacity	Wt. Ea. Lbs.	Part No.	Std. Pkg. Qty.	Size	Capacity	Wt. Ea. Lbs.	Part No.	Std. Pkg. Qty.
6	¾"	½	PW6	6	—	—	—	—	—
8	1"	¾	PW8	6	—	—	—	—	—
10	1½"	1¼	PW10	6	10	1½"	1	PWA10	6
12	2"	2¼	PW12	6	—	—	—	—	—
14	2"	3½	PW14	6	14	2"	2	PWA14	6
18	2½"	5¼	PW18	6	18	2½"	3½	PWA18	6
24	3"	9¼	PW24	3	24	3"	5¼	PWA24	6
36	5"	17	PW36	3	36	5"	10	PWA36	3
					48	6	17	PWA48	1

Pipe Wrench Parts

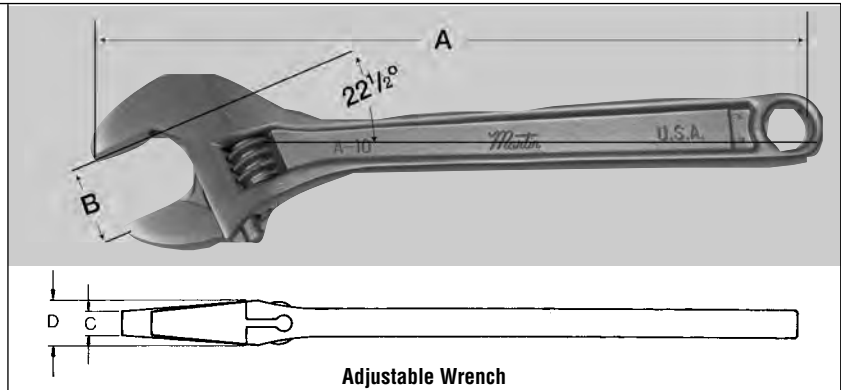
Hook Jaw		Heel Jaw & Pin		Flat Spring & Ball		Nut	
Part No.	Size	Part No.	Size	Part No.	Size	Part No.	Size
PW6HJ	6"	PW6HP	6"	PW6SFC	6"	PW6N	6"
PW8HJ	8"	PW8HP	8"	PW8SFC	8"	PW8N	8"
PW10HJ	10"	PW10HP	10"	PW10SFC	10"	PW10N	10"
PW12HJ	12"	PW12HP	12"	PW12SFC	12"	PW12N	12"
PW14HJ	14"	PW14HP	14"	PW14SFC	14"	PW14N	14"
PW18HJ	18"	PW18HP	18"	PW18SFC	18"	PW18N	18"
PW24HJ	24"	PW24HP	24"	PW24SFC	24"	PW24N	24"
PW36HJ	36"	PW36HP	36"	PW36SFC	36"	PW36N	36"
PW48HJ	48"	PW48HP	48"	PW48SFC	48"	PW48N	48"

¹Limited Supply

Martin

Adjustable Wrenches Auto Wrench Set Screw Wrenches

- Drop Forged American Alloy Steel
- Extra Wide Capacity
- Light Weight
- Thin Tapered Head
- 22-1/2 Degree Angle
- Nickel & Industrial Black Finish



Size Length	Capacity	Thickness of Head		Wt. Ea. Lbs.	Cobalt	Industrial Black	Std. Pkg. Qty.	Size Length
		Jaw Tip	Extreme					
A	B	C	D		Part No.	Part No.		A
6	1/16	7/32	3/8	.26	A6	A6T	6	6
8	1/8	1/64	1/2	.48	A8	A8T	6	8
10	1/8	23/64	19/32	.80	A10	A10T	6	10
12	1/2	15/32	23/32	1.30	A12	A12T	6	12
15	1/4	19/32	31/32	3.00	A15	A15T	6	15
18	23/16	23/32	13/16	5.65	A18	A18T	1	18
24	21/2	7/8	13/8	8.60	A24	A24T	1	24

Drop Forged, Machined, and Heat Treated. Well Suited for General Repair Work.

A	Max. Jaw Capacity	B	C	Weight Each-Lbs.	Chrome	Std. Pkg. Qty.
					Part No.	
11	3	7/16	1 1/2	1.5	89311	1

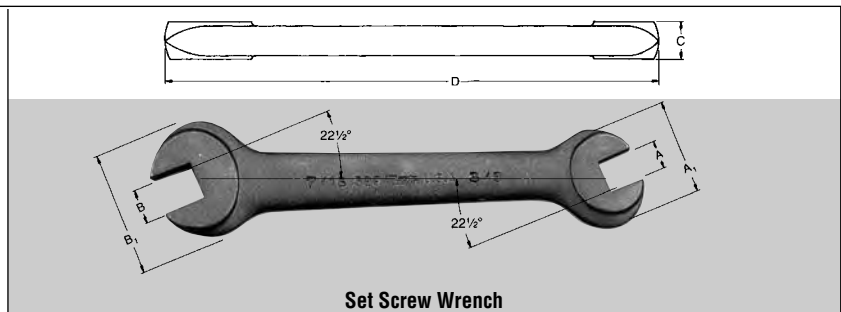


Set Screw Wrench

For Hard Square Set Screws, Cap Screws & Nuts

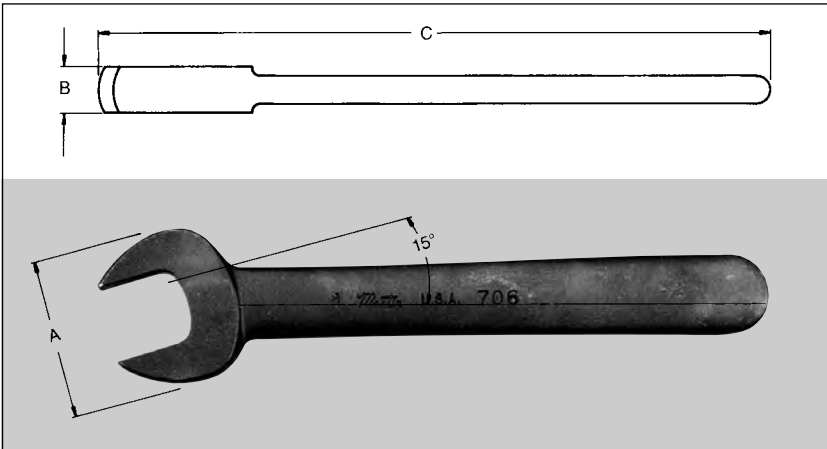
High Grade Carbon Steel

Machined to Industry Standards



Wrench Openings	Diameter of Head	Thickness of Head	Length	Wt. Ea. Lbs.	Industrial Black	Std. Pkg. Qty.	Wrench Openings
A x B	A1 x B1	C	D		Part No.		A x B
3/16 x 1/4	27/32 x 1 1/16	9/32	4 1/4	.13	523	6	3/16 x 1/4
1/4 x 5/16	27/32 x 1 1/16	9/32	4 1/4	.13	525	6	1/4 x 5/16
5/16 x 3/8	1 x 1 1/16	11/32	5	.21	527	6	5/16 x 3/8
3/8 x 7/16	1 1/4 x 1 3/8	3/8	5 3/4	.33	529	6	3/8 x 7/16
3/8 x 1/2	1 1/4 x 1 3/8	19/32	5 3/4	.35	530	6	3/8 x 1/2
7/16 x 1/2	1 1/4 x 1 3/8	19/32	5 3/4	.35	531	6	7/16 x 1/2
1/2 x 5/8	1 3/4 x 1 7/8	7/16	8 1/2	.90	534	6	1/2 x 5/8

Single Head Open End Engineers Wrench



American High Carbon Steel

Precision Forged and through Hardened.

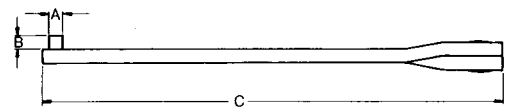
1½" and Larger Sizes Have Tapered Handles

Industrial Black Finish

Wrench Opening	Diameter of Head	Thickness of Head	Length	Wt. Ea. Lbs.	Industrial Black	Std. Pkg. Qty.	Wrench Opening
	A	B	C		Part No.		
7/16	1	5/16	4 5/8	.16	701	6	7/16
1/2	1	5/16	4 5/8	.16	1	6	1/2
9/16	1 1/16	5/16	5 1/2	.19	702	6	9/16
5/8	1 3/8	11/32	6 3/8	.32	703	6	5/8
1 1/16	1 3/8	11/32	6 3/8	.32	3	6	1 1/16
3/4	1 1/2	3/8	7 1/4	.44	704	6	3/4
13/16	1 3/4	7/16	8 1/8	.64	705	6	13/16
7/8	1 3/4	7/16	8 1/8	.64	5	6	7/8
1 1/4	2	7/16	9 1/4	.80	6A	6	1 1/4
1	2	7/16	9 1/4	.82	706	6	1
1 1/16	2 1/4	9/16	10 1/2	1.26	7	6	1 1/16
1 1/8	2 1/4	9/16	10 1/2	1.22	707	6	1 1/8
1 1/4	2 3/4	19/32	12	2.1	8	6	1 1/4
1 1/16	2 3/4	19/32	12	2.0	8A	6	1 1/16
1 3/8	2 3/4	19/32	12	2.0	708A	6	1 3/8
1 1/16	3	5/8	13 1/2	2.5	9	6	1 1/16
1 1/2	3	5/8	13 1/2	2.5	709	6	1 1/2
1 5/8	3 1/2	7/8	15	3.6	10	1	1 5/8
1 11/16	3 1/2	7/8	15	3.5	10A	1	1 11/16
1 13/16	3 3/4	15/16	16 1/2	5.0	11	1	1 13/16
1 7/8	3 3/4	15/16	16 1/2	5.0	11A	1	1 7/8
2	4 1/8	1	18 1/4	6.2	12	1	2
2 1/16	4 1/8	1	18 1/4	6.2	12A	1	2 1/16
2 3/16	4 1/2	1 1/16	20	8.0	13	1	2 3/16
2 1/4	4 1/2	1 1/16	20	8.0	13A	1	2 1/4
2 5/16	4 5/8	1 1/8	22	9.6	14	1	2 5/16
2 1/2	4 5/8	1 1/8	22	9.6	14A	1	2 1/2
2 9/16	5 1/4	1 3/16	24	13.2	15	1	2 9/16
2 5/8	5 1/4	1 3/16	24	13.1	15A	1	2 5/8
2 3/4	6	1 1/4	27	12.9	16	1	2 3/4
2 13/16	6	1 1/4	27	16.0	16B	1	2 13/16
2 15/16	6	1 1/4	27	16.0	16A	1	2 15/16
3	6 3/8	1 1/2	30	23.7	17A	1	3
3 1/8	6 3/8	1 1/2	30	23.7	17	1	3 1/8
3 1/4	7 1/2	1 5/8	34	31.6	18A	1	3 1/4
3 1/2	7 1/2	1 5/8	34	31.6	18	1	3 1/2
3 3/4	8	1 3/4	37	33.0	19B	1	3 3/4
3 7/8	8	1 3/4	37	33.0	19	1	3 7/8
4 1/8	8	1 3/4	37	32.5	19C	1	4 1/8
4 1/4	8	1 3/4	37	32.0	19A	1	4 1/4
4 1/2	10 1/4	1 7/8	42	50.5	20B	1	4 1/2
4 5/8	10 1/4	1 7/8	42	50.5	20	1	4 5/8
5	10 1/4	1 7/8	42	50.4	20A	1	5

Adjustable Face Spanner

Extreme Capacity	Diameter of Pin	Length of Pin	Overall Length	Wt. Ea. Lbs.	Industrial Black	Std. Pkg. Qty.
	A	B	C		Part No.	
2	3/16	7/32	6 1/4	.31	482	6
3	1/4	9/32	8 1/4	.52	483	6
4	5/16	11/32	10 1/4	1.02	484	6



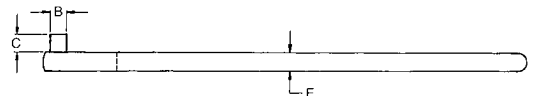
Pin Spanner

For Circle Diameter	Diameter of Pin	Length of Pin	Overall Length	Wt. Ea. Lbs.	Industrial Black	Std. Pkg. Qty.
	A	B	C		Part No.	
1	3/16	3/16	4	.08	452	6
1 1/4	19/64	3/16	4 1/2	.11	453	6
1 1/2	7/32	7/32	5	.13	454	6
1 3/4	15/64	7/32	5 1/2	.17	455	6
2	1/4	1/4	6	.20	456	6
2 1/4	17/64	1/4	6 1/2	.24	457	6
2 1/2	9/32	9/32	7	.28	458	6
2 3/4	19/64	9/32	7 1/2	.37	459	6
3	5/16	5/16	8	.43	460	6
3 1/4	21/64	5/16	8 1/2	.47	461	6
3 1/2	11/32	11/32	9	.50	462	6
3 3/4	29/64	11/32	9 1/2	.59	463	6
4	3/8	3/8	10	.69	464	6
5	7/16	7/16	12	1.15	466	6
6	1/2	1/2	14	1.90	468	6



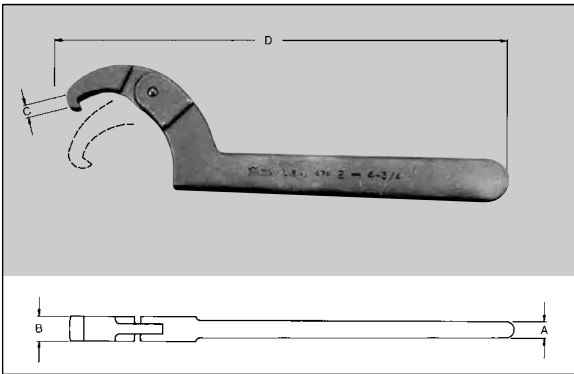
Face Spanner

Center Distance of Pins	Pins		Span of Jaws in Clear	Length from Center of Pins	Thick-ness	Wt. Ea. Lbs.	Industrial Black	Std. Pkg. Qty.
	Dia.	Length					Part No.	
A	B	C	D	E	F			
1	3/16	3/16	11/16	4 1/2	3/16	.12	418	6
1 1/4	7/32	7/32	7/8	5	3/16	.13	420	6
1 1/2	7/32	7/32	1 1/8	5 1/2	3/16	.23	422	6
1 3/4	7/32	7/32	1 3/8	6	7/32	.30	424	6
2	1/4	1/4	1 19/32	6 1/2	7/32	.39	426	6
2 1/4	1/4	1/4	1 27/32	7	7/32	.42	428	6
2 1/2	9/32	9/32	2 1/32	7 1/2	1/4	.52	430	6
2 3/4	9/32	9/32	2 9/32	8	1/4	.59	432	6
3	5/16	5/16	2 1/2	8 1/2	1/4	.70	434	6
3 1/4	5/16	5/16	2 3/4	9 1/8	1/4	.82	436	6
3 1/2	5/16	5/16	3	9 3/4	1/4	.89	438	6
3 3/4	3/8	3/8	3 1/16	10 3/8	1/4	1.0	440	6
4	3/8	3/8	3 1/8	11	1/4	1.1	442	6



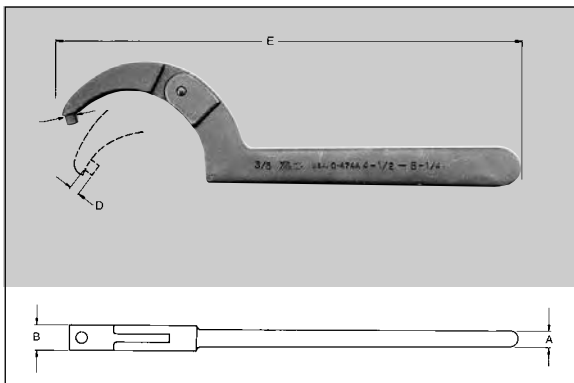
Spanner Wrenches & Sets

- Adjustable



Adjustable Hook Spanner

Capacity Range	Thickness of Handle	Thickness of Hook	Depth of Hook	Overall Length	Wt. Ea. Lbs.	Industrial Black	Std. Pkg. Qty.
	A	B	C	D		Part No.	
¾ to 2	¼	⅝	⅙	6½	.23	471	6
1¼ to 3	⅜	½	⅝	8⅛	.43	472	6
2 to 4¾	11/32	17/32	7/32	11⅜	1.03	474	6
4½ to 6¼	11/32	17/32	¼	12	1.07	474A	6
6½ to 8¾	11/32	17/32	⅙	13⅞	1.40	474B	6



Adjustable Pin Spanner

Capacity Range	Thickness		Pin Size		Overall Length	Wt. Ea. Lbs.	Industrial Black	Std. Pkg. Qty.
	Handle	Hook	Diameter	Length			Part No.	
	A	B	C	D				
¾ to 2	¼	⅝	⅙	⅙	6½	.23	0471	6
¾ to 2	¼	⅝	⅜	⅝	6½	.23	0471A	6
1¼ to 3	⅜	½	⅜	⅝	8⅛	.42	0472	6
1¼ to 3	⅜	½	¼	⅝	8⅛	.42	0472A	6
2 to 4¾	11/32	17/32	¼	¼	11⅜	.99	0474	6
4½ to 6¼	11/32	17/32	⅝	¼	12⅞	1.08	0474A	6

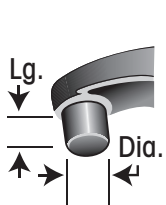
Adjustable Spanner Wrench Sets



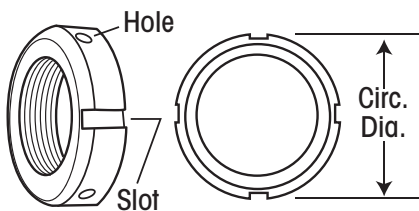
SPW6K
0471
0471A
0472
0472A
0474
0474A
C60B Kit Bag



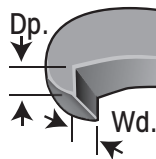
SHW5K
471
472
474
474A
474B
C60B Kit Bag



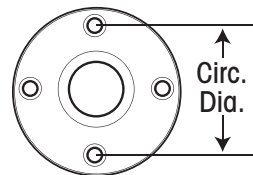
Adjustable Pin Spanner



Pins fit into the holes or slots on the side of the flange or collar.




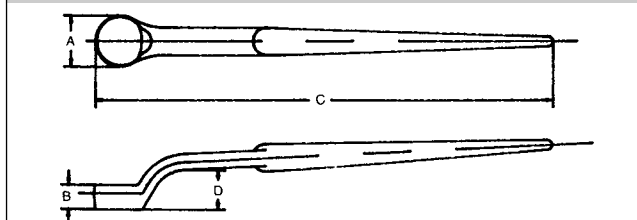

Adjustable Hook Spanner



Pins fit into the holes or slots on the face of the flange or collar.

Adjustable Face Spanner





Structural Box Wrench Heads are Offset from Handle to Permit Clearance of Obstructions.

Industrial Black

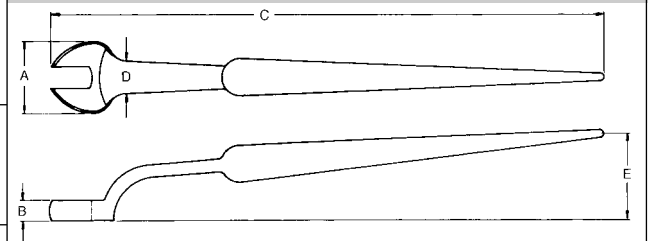

Handles are Tapered to Align Bolt Holes.

Structural Box Wrenches

Wrench Opening	Diameter of Head	Thickness of Head	Length	Offset at End	Wt. Ea. Lbs.	Part No.	Std. Pkg. Qty.	Wrench Opening
	A	B	C	D				
$\frac{13}{16}$	$1\frac{15}{32}$	$\frac{1}{16}$	12	$1\frac{25}{32}$	1.3	8905A	1	$\frac{13}{16}$
$\frac{7}{8}$	$1\frac{15}{32}$	$\frac{1}{16}$	12	$1\frac{25}{32}$	1.3	8905	1	$\frac{7}{8}$
$\frac{15}{16}$	$1\frac{5}{8}$	$\frac{13}{16}$	13	$1\frac{5}{8}$	1.3	8906	1	$\frac{15}{16}$
1	$1\frac{5}{8}$	$\frac{13}{16}$	13	$1\frac{5}{8}$	1.3	8906B	1	1
$1\frac{1}{16}$	$1\frac{53}{64}$	$\frac{7}{8}$	15	$2\frac{3}{4}$	1.9	8907	1	$1\frac{1}{16}$
$1\frac{1}{8}$	$1\frac{53}{64}$	$\frac{7}{8}$	15	$2\frac{3}{4}$	1.9	8907A	1	$1\frac{1}{8}$
$1\frac{1}{4}$	$2\frac{5}{64}$	$\frac{15}{16}$	17	$2\frac{21}{64}$	2.6	8908	1	$1\frac{1}{4}$
$1\frac{1}{2}$	$2\frac{5}{64}$	$\frac{15}{16}$	17	$2\frac{5}{64}$	2.0	8908A	1	$1\frac{1}{2}$
$1\frac{7}{8}$	$2\frac{3}{8}$	1	19	$2\frac{3}{4}$	3.5	8909	1	$1\frac{7}{8}$
$1\frac{1}{2}$	$2\frac{3}{8}$	1	19	$2\frac{3}{4}$	3.5	8909A	1	$1\frac{1}{2}$
$1\frac{1}{8}$	$2\frac{3}{8}$	$1\frac{1}{16}$	21	$2\frac{3}{8}$	4.8	8910	1	$1\frac{1}{8}$
$1\frac{1}{16}$	$2\frac{3}{8}$	$1\frac{1}{16}$	21	$2\frac{3}{8}$	4.7	8910A	1	$1\frac{1}{16}$
$1\frac{3}{16}$	$2\frac{29}{32}$	$\frac{1}{4}$	22	3	6.6	8911	1	$1\frac{3}{16}$
$1\frac{7}{8}$	$2\frac{29}{32}$	$\frac{1}{4}$	22	3	6.6	8911A	1	$1\frac{7}{8}$
2	$3\frac{3}{32}$	$\frac{1}{8}$	24	$3\frac{3}{32}$	6.5	8912	1	2
$2\frac{1}{8}$	$3\frac{15}{32}$	$\frac{1}{2}$	26	$3\frac{1}{2}$	7.3	8913	1	$2\frac{1}{8}$
$2\frac{3}{8}$	$3\frac{29}{32}$	1	28	$3\frac{1}{16}$	8.5	8914	1	$2\frac{3}{8}$
$2\frac{1}{2}$	$3\frac{29}{32}$	$1\frac{3}{4}$	29	$3\frac{3}{16}$	9.2	8915	1	$2\frac{1}{2}$
$2\frac{3}{4}$	$4\frac{3}{32}$	1	30	$3\frac{3}{32}$	9.8	8916	1	$2\frac{3}{4}$

Structural Wrench Offset

Wrench Opening	Diameter of Head	Thickness of Head	Length	Handle at Head	Offset at End	Wt. Ea. Lbs.	Industrial Black	Std. Pkg. Qty.	Wrench Opening
	A	B	C	D	E		Part No.		
$\frac{9}{16}$	$1\frac{1}{16}$	$\frac{7}{16}$	12	$\frac{13}{16}$	$1\frac{11}{16}$.56	901B	1	$\frac{9}{16}$
$\frac{5}{8}$	$1\frac{1}{16}$	$\frac{7}{16}$	12	$\frac{13}{16}$	$1\frac{11}{16}$.56	903A	1	$\frac{5}{8}$
$1\frac{1}{16}$	$1\frac{1}{16}$	$\frac{7}{16}$	12	$\frac{13}{16}$	$1\frac{11}{16}$.56	903	1	$1\frac{1}{16}$
$\frac{3}{4}$	$1\frac{1}{16}$	$\frac{7}{16}$	12	$\frac{13}{16}$	$1\frac{11}{16}$.70	904A	1	$\frac{3}{4}$
$\frac{13}{16}$	2	$\frac{17}{32}$	$14\frac{1}{2}$	$\frac{13}{16}$	1	1.3	905A	1	$\frac{13}{16}$
$\frac{7}{8}$	2	$\frac{17}{32}$	$14\frac{1}{2}$	$\frac{13}{16}$	1	1.3	905	1	$\frac{7}{8}$
$\frac{15}{16}$	2	$\frac{17}{32}$	$14\frac{1}{2}$	$\frac{13}{16}$	1	1.3	906C	1	$\frac{15}{16}$
1	2	$\frac{17}{32}$	$14\frac{1}{2}$	$\frac{13}{16}$	1	1.3	906B	1	1
$1\frac{1}{16}$	$2\frac{1}{4}$	$\frac{5}{8}$	16	$1\frac{1}{16}$	$2\frac{1}{8}$	1.9	907	1	$1\frac{1}{16}$
$1\frac{1}{8}$	$2\frac{1}{4}$	$\frac{5}{8}$	16	$1\frac{1}{16}$	$2\frac{1}{8}$	1.9	907A	1	$1\frac{1}{8}$
$1\frac{1}{4}$	$2\frac{13}{16}$	$\frac{11}{16}$	19	$1\frac{1}{4}$	$2\frac{3}{4}$	2.6	908	1	$1\frac{1}{4}$
$1\frac{1}{2}$	$2\frac{13}{16}$	$\frac{11}{16}$	19	$1\frac{1}{4}$	$2\frac{3}{4}$	2.6	908A	1	$1\frac{1}{2}$
$1\frac{7}{8}$	3	$\frac{3}{4}$	20	$1\frac{1}{4}$	$3\frac{1}{8}$	3.5	909	1	$1\frac{7}{8}$
$1\frac{1}{2}$	$3\frac{1}{8}$	$\frac{3}{4}$	20	$1\frac{1}{4}$	$3\frac{1}{8}$	3.5	909A	1	$1\frac{1}{2}$
1	$3\frac{19}{32}$	$\frac{13}{16}$	23	$1\frac{1}{2}$	$3\frac{3}{8}$	4.8	910	1	1
$1\frac{1}{16}$	$3\frac{19}{32}$	$\frac{13}{16}$	23	$1\frac{1}{2}$	$3\frac{3}{8}$	4.7	910A	1	$1\frac{1}{16}$
$1\frac{3}{16}$	4	$\frac{13}{16}$	24	1	$3\frac{11}{16}$	6.6	911	1	$1\frac{3}{16}$
$1\frac{1}{8}$	4	$\frac{13}{16}$	24	1	$3\frac{11}{16}$	6.6	911A	1	$1\frac{1}{8}$
2	4	$\frac{13}{16}$	24	1	$3\frac{11}{16}$	6.5	912	1	2




Structural Wrench Heads are Offset from Handle to Permit Clearance of Obstructions.

Handles are Tapered to Align Bolt Holes.

Construction and Box Wrenches

Construction Wrench 15° Angle


Wrench Opening	Diameter of Head	Thickness of Head	Length	Wt. Ea. Lbs.	Industrial Black	Std. Pkg. Qty.	Wrench Opening
	A	B			Part No.		
5/16	1 1/16	7/16	12	.62	203A	1	5/16
1/4	1 1/16	7/16	12	.62	203	1	1/4
3/8	1 1/16	7/16	12	.58	204A	1	3/8
7/16	2	17/32	14 1/2	2.0	205	1	7/16
1 1/16	2	17/32	14 1/2	2.0	206C	1	1 1/16
1	2	17/32	14 1/2	2.0	206B	1	1
1 1/16	2 1/4	5/8	17	1.8	207	1	1 1/16
1 1/8	2 1/4	5/8	17	1.8	207A	1	1 1/8
1 1/4	2 5/8	11/16	19	2.7	208	1	1 1/4
1 1/16	2 5/8	11/16	19	2.7	208A	1	1 1/16
1 1/16	2 5/8	11/16	19	2.6	209	1	1 1/16
1 1/2	2 5/8	11/16	19	2.6	209A	1	1 1/2
1 5/8	4	15/16	22 11/16	7.0	210	1	1 5/8
1 11/16	4	15/16	22 11/16	7.0	210A	1	1 11/16
1 13/16	4	15/16	22 11/16	6.9	211	1	1 13/16
1 1/8	4	15/16	22 11/16	6.9	211A	1	1 1/8
2	4	15/16	22 11/16	6.8	212	1	2



Drop Forged from High Grade Carbon Steel, through Hardening.

Straight Handle with 15° Angle Opening.

Handles are Tapered to Align Bolt Holes.




Adjustable Construction Wrench

Capacity	Size Length	Thickness of Head		Wt. Ea. Lbs.	Industrial Black Part No.	Std. Pkg. Qty.	Wrench Opening
		Jaw Tip	Extreme				
1 1/2	16	7/32	1/16	2.3	A200T	1	1 1/2



Ratcheting Construction Wrench

Capacity	Size Length	Thickness of Head		Wt. Ea. Lbs.	Industrial Black Part No.	Std. Pkg. Qty.	Wrench Opening
		Jaw Tip	Extreme				
1/2" DR	16	7/32	1/16	2	R200	1	1/2" DR

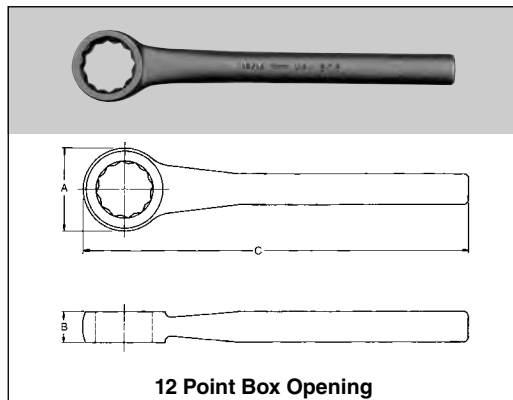


Barrel Drift Pins

Standard Diameter	Overall Length	Length of Taper	Point Size	Wt. Ea. Lbs.	Industrial Black Part No.	Std. Pkg. Qty.
15/16	8 1/2	2 1/2	7/16	1.1	635	1
1 1/16	8 1/2	2 1/2	9/16	1.5	635	1

Broad Head Bull Pins

Standard Diameter	Overall Length	Length of Taper	Point Size	Wt. Ea. Lbs.	Industrial Black Part No.	Std. Pkg. Qty.
1 1/16	10	8	1/4	1.6	649	1
1 1/4	13	10	5/16	3.0	650	1



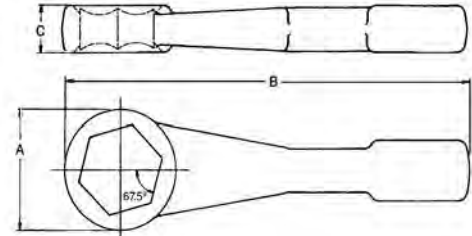
Box Wrenches

Wrench Opening	Diameter of Head	Thickness of Head	Length	Wt. Ea. Lbs.	Industrial Black	Std. Pkg. Qty.	Wrench Opening
1/2	29/32	3/8	6 25/32	.28	801	6	1/2
9/16	1 1/32	7/16	6 29/32	.30	802A	6	9/16
5/8	1 1/8	1/2	7 1/8	.38	803A	6	5/8
11/16	1 1/8	1/2	7 3/16	.45	803	6	11/16
3/4	1 1/32	9/16	7 1/8	.53	804A	6	3/4
7/8	1 3/8	5/8	7 1/2	.60	805	6	7/8
15/16	1 7/16	5/8	7 13/16	.63	806	6	15/16
1	1 9/16	11/16	7 13/16	.69	806B	6	1
1 1/16	1 5/8	3/4	7 15/16	.78	807	6	1 1/16
1 1/8	1 11/16	29/32	7 15/16	.83	807A	6	1 1/8
1 1/4	1 29/32	13/16	7 15/16	.83	808	6	1 1/4
1 1/2	2 1/16	7/8	10	1.6	809A	6	1 1/2

Martin

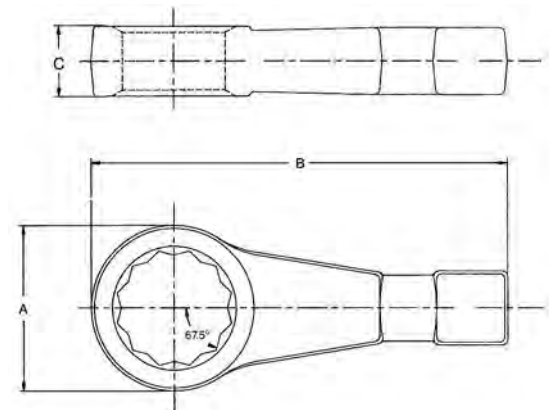
Striking Face 6 Point Box Wrenches SAE 12 Point Box Wrenches SAE & Metric

Wrench Opening (Nut Size)	Diameter of Head		Thickness of Head C	Wt. Ea. Lbs.	Industrial Black Part No.	Std. Pkg. Qty.	Wrench Opening (Nut Size)
	A	B					
1 1/16	1 29/32	9 7/8	5/8	1.9	RN7063	1	1 1/16
1 1/4	2	10 1/4	23/32	2.1	RN7075	1	1 1/4
1 1/2	2 1/16	10 1/2	7/8	2.6	RN7088	1	1 1/2
1 5/8	2 3/8	11	61/64	2.9	RN7100	1	1 5/8
1 3/4	2 1/2	11 1/8	63/64	3.5	RN7113	1	1 3/4
2	3 1/8	11 1/2	1 1/32	4.0	RN7125	1	2
2 1/8	3 1/4	12	1 1/4	5.2	RN7138	1	2 1/8
2 1/4	3 3/8	12 3/8	1 1/8	6.0	RN7150	1	2 1/4
2 3/8	3 1/2	12 1/2	1 1/16	6.6	RN7163	1	2 3/8
2 1/2	4 1/16	13 1/8	1 1/32	7.5	RN7175	1	2 1/2
2 5/8	4 3/8	13 1/4	1 1/16	7.9	RN7188	1	2 5/8
3	4 1/2	13 3/4	1 1/8	9.4	RN7200	1	3
3 1/8	4 5/8	14 1/8	1 1/4	10.5	RN7225	1	3 1/8
3 1/4	5 1/8	14 1/2	1 1/2	13.3	RN7250	1	3 1/4
Wrench Opening (Nut Size)	Diameter of Head		Thickness of Head C	Wt. Ea. Lbs.	Industrial Black Part No.	Std. Pkg. Qty.	Wrench Opening (Nut Size)
	A	B					
1	1 29/32	9 7/8	5/8	1.9	1807B	1	1
1 1/16	1 29/32	9 7/8	5/8	1.9	1807	1	1 1/16
1 1/8	1 29/32	9 7/8	5/8	1.9	1807A	1	1 1/8
1 1/4	2	10 1/4	23/32	2.1	1808B	1	1 1/4
1 1/2	2	10 1/4	23/32	2.1	1808	1	1 1/2
1 3/8	2	10 1/4	23/32	2.1	1808A	1	1 3/8
1 3/4	2 1/8	10 1/2	7/8	2.6	1809B	1	1 3/4
1 7/8	2 1/8	10 1/2	7/8	2.6	1809	1	1 7/8
1 5/8	2 1/8	10 1/2	7/8	2.6	1809A	1	1 5/8
1 5/16	2 3/8	11	61/64	2.9	1810	1	1 5/16
1 1/2	2 3/8	11	61/64	2.9	1810A	1	1 1/2
1 3/4	2 1/2	11 1/8	63/64	3.5	1811B	1	1 3/4
1 5/8	2 1/2	11 1/8	63/64	3.5	1811	1	1 5/8
1 7/8	2 1/2	11 1/8	63/64	3.5	1811A	1	1 7/8
1 5/16	3 1/8	11 1/4	1 1/32	4.0	1812A	1	1 5/16
2	3 1/8	11 1/2	1 1/32	4.0	1812	1	2
2 1/8	3 1/4	11 3/4	1 1/16	4.0	1812B	1	2 1/8
2 1/4	3 3/8	12	1 1/4	5.2	1813B	1	2 1/4
2 3/8	3 3/8	12	1 1/4	5.2	1813	1	2 3/8
2 1/2	3 3/4	12 3/8	1 1/8	6.0	1813A	1	2 1/2
2 5/8	3 3/4	12 3/8	1 1/8	6.0	1814	1	2 5/8
2 7/8	3 3/4	12 1/2	1 1/16	6.5	1815B	1	2 7/8
2 3/4	3 3/4	12 1/2	1 1/16	6.5	1815C	1	2 3/4
2 5/16	3 3/4	12 1/2	1 1/16	6.5	1815	1	2 5/16
2 1/2	3 3/4	12 1/2	1 1/16	6.5	1815A	1	2 1/2
2 3/4	4 1/16	13 1/8	1 1/32	7.5	1816	1	2 3/4
2 5/8	4 3/8	13 1/4	1 1/16	7.9	1816C	1	2 5/8
2 7/8	4 3/8	13 1/4	1 1/16	7.9	1816B	1	2 7/8
3	4 1/2	13 3/4	1 1/8	9.4	1817A	1	3
3 1/8	4 3/4	13 3/4	1 1/8	9.4	1817	1	3 1/8
3 1/4	4 5/8	14 1/8	1 1/4	10.5	1818A	1	3 1/4
3 1/2	4 3/4	14 1/8	1 1/2	10.5	1818	1	3 1/2
3 3/8	5 1/8	14 1/2	1 1/2	13.3	1819B	1	3 3/8
3 1/2	5 1/8	14 1/2	1 1/2	13.3	1819	1	3 1/2
4 1/8	6 1/4	16 1/2	2 1/8	20.8	1820B	1	4 1/8
4 1/4	6 3/4	16 3/4	2 3/8	20.1	1820	1	4 1/4
4 1/2	7 1/4	18 1/2	3	35.2	1821B	1	4 1/2
4 3/8	7 1/4	18 1/2	3	38.0	1821	1	4 3/8
4 1/2	7 1/4	18 3/4	3	38.2	1822	1	4 1/2
32mm	50.8	260.4	18.3	2.1	1832MM	1	32 mm
36mm	57.7	268.2	22.4	2.6	1836MM	1	36 mm
41mm	63.0	279.4	24.1	2.9	1841MM	1	41 mm
46mm	67.6	287.3	24.9	3.5	1846MM	1	46 mm
50mm	67.6	287.3	24.9	3.5	1850MM	1	50 mm
55mm	83.3	304.8	31.8	5.2	1855MM	1	55 mm
60mm	86.6	314.5	36.6	6.0	1860MM	1	60 mm
65mm	95.3	322.3	38.9	6.6	1865MM	1	65 mm
70mm	105.9	331.7	38.9	7.5	1870MM	1	70 mm
75mm	110.7	341.4	38.9	7.9	1875MM	1	75 mm
80 mm	113.8	350.8	41.1	9.4	1880MM	1	80 mm



Roughneck "Hammer Wrench"

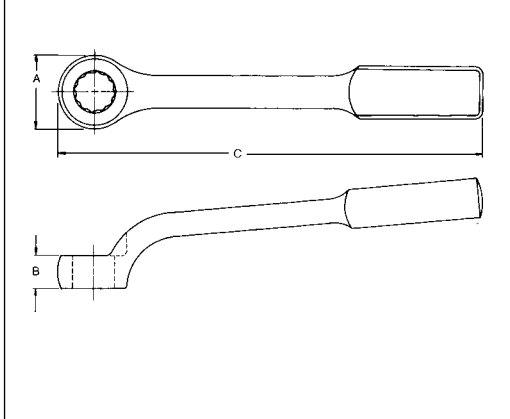
**Straight Pattern — 6 Point
Alloy Steel — Drop Forged**



Roughneck "Hammer Wrench"

**Straight Pattern — 12 Point
Alloy Steel — Drop Forged**

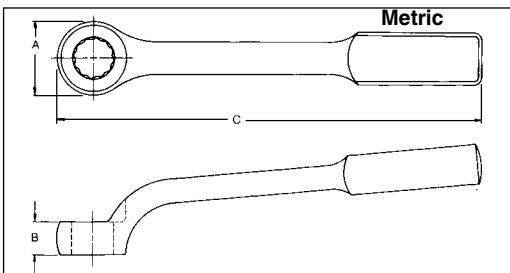
Striking Face Box Wrenches Offset Style



Offset Pattern — 12 Point

**Black Industrial Finish
Drop Forged**

Wrench Opening	Diameter of Head		Thickness of Head	Length	Wt. Ea. Lbs.	Industrial Black	Std. Pkg. Qty.	Wrench Opening
	A	B				Part No.		
1	1 ²⁵ / ₃₂	3/4	10	1.9	8807 B	1	1	
1 ¹ / ₁₆	1 ²⁵ / ₃₂	3/4	10	1.9	8807	1	1 ¹ / ₁₆	
1 ¹ / ₈	1 ²⁵ / ₃₂	3/4	10	1.8	8807A	1	1 ¹ / ₈	
1 ¹ / ₄	2 ¹ / ₁₆	2 ⁷ / ₃₂	11	2.6	8808B	1	1 ¹ / ₄	
1 ¹ / ₂	2 ¹ / ₁₆	2 ⁷ / ₃₂	11	2.6	8808	1	1 ¹ / ₂	
1 ³ / ₈	2 ¹ / ₁₆	2 ⁷ / ₃₂	11	2.6	8808A	1	1 ³ / ₈	
1 ³ / ₁₆	2 ²⁵ / ₆₄	1 ⁵ / ₁₆	11 ¹ / ₂	3.4	8809B	1	1 ³ / ₁₆	
1 ¹ / ₂	2 ²⁵ / ₆₄	1 ⁵ / ₁₆	11 ¹ / ₂	3.4	8809	1	1 ¹ / ₂	
1 ¹ / ₂	2 ²⁵ / ₆₄	1 ⁵ / ₁₆	11 ¹ / ₂	3.3	8809A	1	1 ¹ / ₂	
1 ⁵ / ₁₆	2 ²¹ / ₃₂	1 ¹ / ₁₆	12	4.0	8810	1	1 ⁵ / ₁₆	
1 ¹¹ / ₁₆	2 ²¹ / ₃₂	1 ¹ / ₁₆	12	4.0	8810A	1	1 ¹¹ / ₁₆	
1 ³ / ₄	2 ³ / ₁₆	1 ¹ / ₁₆	12	3.9	8811B	1	1 ³ / ₄	
1 ¹³ / ₁₆	3 ³ / ₃₂	1 ³ / ₁₆	13	5.4	8811	1	1 ¹³ / ₁₆	
1 ⁷ / ₈	3 ³ / ₃₂	1 ³ / ₁₆	13	5.4	8811A	1	1 ⁷ / ₈	
1 ¹⁵ / ₁₆	3 ³ / ₃₂	1 ³ / ₁₆	13	5.3	8812A	1	1 ¹⁵ / ₁₆	
2	3 ³ / ₃₂	1 ³ / ₁₆	13	5.2	8812	1	2	
2 ¹ / ₈	3 ¹⁷ / ₃₂	1 ¹ / ₁₆	13 ¹ / ₂	6.9	8813B	1	2 ¹ / ₈	
2 ¹ / ₄	3 ¹⁷ / ₃₂	1 ¹ / ₁₆	13 ¹ / ₂	6.9	8813	1	2 ¹ / ₄	
2 ¹ / ₂	3 ¹⁷ / ₃₂	1 ¹ / ₁₆	13 ¹ / ₂	6.7	8813A	1	2 ¹ / ₂	
2 ⁵ / ₁₆	3 ¹³ / ₁₆	1 ¹ / ₁₆	14	8.1	8814A	1	2 ⁵ / ₁₆	
2 ³ / ₈	3 ¹³ / ₁₆	1 ¹ / ₁₆	14	7.8	8814	1	2 ³ / ₈	
2 ¹ / ₂	3 ¹³ / ₁₆	1 ¹ / ₁₆	14	7.8	8815B	1	2 ¹ / ₂	
2 ⁵ / ₁₆	4 ⁷ / ₃₂	1 ⁵ / ₁₆	15	10.6	8815	1	2 ⁵ / ₁₆	
2 ³ / ₈	4 ⁷ / ₃₂	1 ⁵ / ₁₆	15	10.5	8815A	1	2 ³ / ₈	
2 ¹ / ₄	4 ⁷ / ₃₂	1 ⁵ / ₁₆	15	10.2	8816	1	2 ¹ / ₄	
2 ¹ / ₂	4 ²⁵ / ₃₂	1 ⁷ / ₁₆	16	14.0	8816C	1	2 ¹ / ₂	
2 ¹⁵ / ₁₆	4 ²⁵ / ₃₂	1 ⁷ / ₁₆	16	13.8	8816B	1	2 ¹⁵ / ₁₆	
3	4 ²⁵ / ₃₂	1 ⁷ / ₁₆	16	13.7	8817	1	3	
3 ¹ / ₈	4 ²⁵ / ₃₂	1 ⁷ / ₁₆	16	13.3	8817A	1	3 ¹ / ₈	
3 ³ / ₈	6 ¹ / ₄	2 ³ / ₈	18	26.7	8818A	1	3 ³ / ₈	
3 ¹ / ₂	6 ¹ / ₄	2 ³ / ₈	18	26.3	8818	1	3 ¹ / ₂	
3 ³ / ₄	6 ¹ / ₄	2 ³ / ₈	18	25.3	8819B	1	3 ³ / ₄	
3 ⁷ / ₈	6 ¹ / ₄	2 ³ / ₈	18	24.8	8819	1	3 ⁷ / ₈	
4 ¹ / ₈	6 ¹ / ₄	2 ³ / ₈	18	23.6	8819C	1	4 ¹ / ₈	
4 ¹ / ₄	6 ¹ / ₄	2 ³ / ₈	18	22.9	8819A	1	4 ¹ / ₄	



Offset Pattern — 12 Point









**Black Industrial Finish
Drop Forged**

Wrench Opening	Diameter of Head		Thickness of Head	Length	Wt. Ea. Lbs.	Industrial Black	Std. Pkg. Qty.	Wrench Opening
	A	B				Part No.		
32 mm	2 ¹ / ₁₆	2 ⁷ / ₃₂	11	2.6	8832MM	1	32 mm	
36 mm	2 ²⁵ / ₆₄	1 ⁵ / ₁₆	11 ¹ / ₂	3.4	8836MM	1	36 mm	
41 mm	2 ²¹ / ₃₂	1 ¹ / ₁₆	12	4.0	8841MM	1	41 mm	
46 mm	3 ³ / ₃₂	1 ³ / ₁₆	13	5.4	8846MM	1	46 mm	
50 mm	3 ³ / ₃₂	1 ³ / ₁₆	13	5.2	8850MM	1	50 mm	
55 mm	3 ¹⁷ / ₃₂	1 ³ / ₁₆	13 ¹ / ₂	6.9	8855MM	1	55 mm	
60 mm	3 ¹³ / ₁₆	1 ¹ / ₁₆	14	7.8	8860MM	1	60 mm	
65 mm	4 ⁷ / ₃₂	1 ⁵ / ₁₆	15	10.6	8865MM	1	65 mm	
70 mm	4 ⁷ / ₃₂	1 ⁵ / ₁₆	15	10.2	8870MM	1	70 mm	
75 mm	4 ²⁵ / ₃₂	1 ⁷ / ₁₆	16	13.8	8875MM	1	75 mm	
80 mm	4 ²⁵ / ₃₂	1 ⁷ / ₁₆	16	13.3	8880MM	1	80 mm	









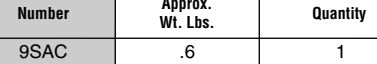
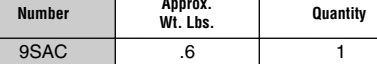
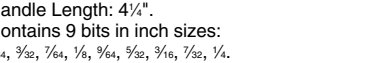
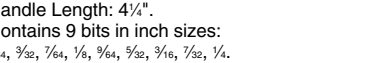


Tube or Strike Free Wrench							
Part Number 24TWH		24" Handle		Part Number 36TWH		36" Handle	
Fits 24" Handle			Fits 36"				
Part Number	Opening	Part Number	Opening	Part Number	Opening		
8707	1 ¹ / ₁₆	8710A	1 ¹¹ / ₁₆	8714	2 ³ / ₈		
8707A	1 ¹ / ₈	8711B	1 ³ / ₄	8715B	2 ¹ / ₂		
8708B	1 ³ / ₁₆	8711	1 ¹³ / ₁₆	8715	2 ⁵ / ₁₆		
8708	1 ¹ / ₄	8711A	1 ⁷ / ₈	8715A	2 ⁵ / ₈		
8708A	1 ⁵ / ₁₆	8712A	1 ¹⁵ / ₁₆	8716	2 ³ / ₄		
8709B	1 ³ / ₈	8712	2	8716C	2 ⁷ / ₈		
8709	1 ¹ / ₂	8713B	2 ¹ / ₂	8716B	2 ¹⁵ / ₁₆		
8709A	1 ¹ / ₂	8713	2 ³ / ₈	8717	3		
8710	1 ¹ / ₂	8713A	2 ¹ / ₄	8717A	3 ¹ / ₈		
		8714A	2 ⁵ / ₁₆				

Hex Key Wrench Sets

Number		Approx. Wt. Lbs.		Quantity		Number		Approx. Wt. Lbs.		Quantity	
13S		.75		1		11SA		.6		1	
		Contains 13 keys, short arm series, each in a separate size-marked pocket, inch sizes: .050, 1/16, 3/64, 1/32, 1/64, 1/8, 3/64, 1/32, 1/16, 1/32, 1/4, 5/16, 3/8. Kit Bag C691						11 keys, short arm series, inch sizes: .050, 1/16, 3/64, 1/32, 1/8, 3/64, 1/32, 1/4, 5/16, 3/8. Kit Bag C691			
9L		.9		1		9S		.30		1	
		9 keys, 6" long arm series, inch sizes: 3/64, 1/32, 1/8, 5/32, 3/16, 1/32, 1/4, 5/16, 3/8. Kit Bag C591						9 keys, short arm series, inch sizes: 3/64, 1/32, 1/8, 5/32, 3/16, 1/32, 1/4, 5/16, 3/8. Kit Bag C691			
9SM		.58		1		7S		.25		1	
		9 metric keys, short arm series, mm sizes: 1.5, 2, 2.5, 3, 4, 5, 6, 8, 10. Kit Bag C691						7 keys, short arm series, inch sizes: 3/64, 1/32, 1/8, 5/32, 3/16, 1/32, 1/4. Kit Bag C791			
11S		1.6		1		7SM		.66		1	
		11 keys, short arm series, inch sizes: 3/64, 1/32, 1/8, 5/32, 3/16, 1/32, 1/4, 5/16, 3/8, 1/2, 5/16. Kit Bag C691						7 metric keys, short arm series, mm sizes: 2, 2.5, 3, 4, 5, 6, 8. Kit Bag C691			

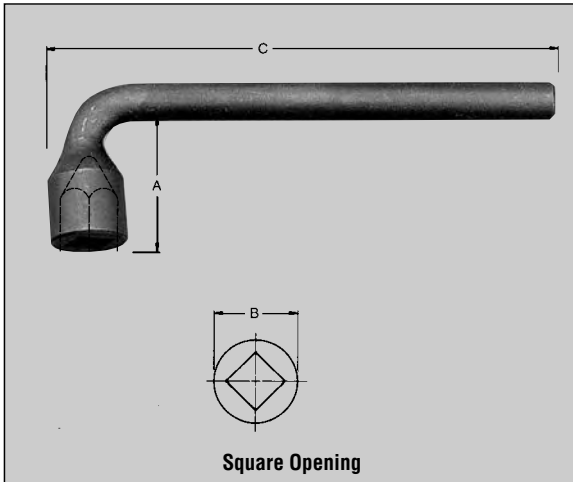
JackKey Wrench Sets

Number		Approx. Wt. Lbs.		Quantity		Number		Approx. Wt. Lbs.		Quantity	
5LK		1.62		1		9LK		1.06		1	
		JackKey® Set with 5 long bits in inch sizes: 3/16, 1/32, 1/4, 5/16, 3/8. Bit lengths 3 3/8"-5". Handle length 5 1/4".						JackKey® Set with 9 bits in inch sizes: .050, 1/16, 3/64, 1/32, 1/8, 3/64, 1/32, 1/4.			
7LKM		.15		1		8SK		.3		1	
		Metric JackKey® Set with 7 bits in mm sizes: 1.5, 2, 2.5, 3, 4, 5, 6. Bit lengths 38-50 mm; handle length 100 mm.						JackKey® Set with 8 bits in inch sizes: .050, 1/16, 3/64, 1/32, 1/8, 3/64, 1/32. Bit lengths 2"-2 1/2". Handle length 3".			
8LK		2.02		1		9SK		1.06		1	
		JackKey® Set with 8 long bits in inch sizes: 3/32, 1/64, 1/8, 3/64, 1/32, 1/16, 1/32, 1/4. Bit lengths 5"-5 1/2". Handle length 6 1/4".						JackKey® Set with 9 bits in inch sizes: 3/64, 1/32, 1/64, 1/8, 3/64, 1/32, 1/16, 1/32, 1/4. Bit lengths 3"-3 1/2". Handle length 4".			
8SC		.34		1		7SCM		.4		1	
		Handle Length: 3 1/2". Contains 8 bits in inch sizes: .050, 1/16, 3/64, 1/32, 1/64, 1/8, 3/64, 1/32.						Handle Length: 3 1/2". Contains 7 bits in metric sizes: 1.5, 2, 2.5, 3, 4, 5, 6.			
9SC		.34		1		9SAC		.6		1	
		Handle Length: 3 1/2". Contains 9 bits in inch sizes: .050, 1/16, 3/64, 1/32, 1/64, 1/8, 3/64, 1/32, 1/16.						Handle Length: 4 1/4". Contains 9 bits in inch sizes: 3/64, 1/32, 1/64, 1/8, 3/64, 1/32, 1/16, 1/32, 1/4.			
7SCT		.34		1		7SCT		.34		1	
		Handle Length: 4 1/4". Contains 7 TORX® bits: T-10, T-15, T-20, T-25, T-27, T-30, T-40.						Handle Length: 4 1/4". Contains 7 TORX® bits: T-10, T-15, T-20, T-25, T-27, T-30, T-40.			


Offset Socket Wrenches

Forged from High Grade Carbon Steel

Special Bends, Lengths Available as Made-to-Order



Square Opening 4-Point							
Wrench Opening	Handle Offset in Clear from Face of Wrench	Diameter of Head	Length	Wt. Ea. Lbs.	Industrial Black	Std. Pkg. Qty.	Wrench Opening
					Part No.		
	A	B	C				
1/4	13/16	1/2	3 3/8	.07	261J	6	1/4
5/16	1	5/8	3 3/8	.12	262H	6	5/16
3/8	1 1/8	11/16	4 1/16	.23	263H	6	3/8
7/16	1 1/8	7/8	5 1/8	.42	265H	6	7/16
1/2	1 1/4	1	6 1/4	.59	266H	6	1/2
9/16	1 1/16	1 1/8	6 3/4	.85	267H	6	9/16
5/8	1 1/16	1 1/4	7 1/2	.94	268H	6	5/8
3/4	1 5/8	1 3/8	8 3/8	1.2	269H	6	3/4
1 1/4	3	2 3/8	14 7/8	5.3	276H	1	1 1/4



Hexagon Opening 6-Point							
Wrench Opening	Handle Offset in Clear from Face of Wrench	Diameter of Head	Length	Wt. Ea. Lbs.	Industrial Black	Std. Pkg. Qty.	Wrench Opening
					Part No.		
	A	B	C				
7/16	1 1/8	11/16	4 1/16	.21	263D	6	7/16
1/2	1 1/4	3/4	5 1/8	.33	264A	6	1/2
9/16	1 1/16	7/8	5 5/8	.46	265D	6	9/16
5/8	1 1/16	1	6 1/4	.53	266D	6	5/8
3/4	1 5/8	1 1/8	6 3/4	.79	267D	6	3/4
7/8	2 1/4	1 3/8	8 3/8	1.02	269A	6	7/8
15/16	2 1/4	1 1/2	9 1/8	1.7	270S	6	15/16
1 1/16	2 3/4	1 5/8	10	1.8	271A	1	1 1/16
1 1/8	2 3/4	1 3/4	10	1.9	271D	1	1 1/8
1 1/4	3	1 7/8	11 1/8	2.7	273A	1	1 1/4
1 1/16	3 3/4	2 1/8	13 1/4	4.1	275A	1	1 1/16
1 1/2	3 3/4	2 1/2	13 3/4	4.1	275D	1	1 1/2
1 5/8	3 1/2	2 3/8	14 3/8	5.8	276A	1	1 5/8

Upset Forged from Carbon Steel


Pin Handle Can Be Removed, Enabling Use of a Wrench on Hex End of Shank.

Special Lengths Can Be Ordered in Quantities.

Square Opening 4-Point									
Wrench Opening	Diameter of Head	Size Hex on Handle End	Length of Pin Handle	Overall Length	Wt. Ea. Lbs.	Industrial Black	Std. Pkg. Qty.	Wrench Opening	
						Part No.			
3/16	1/2	13/32	4 1/2	4 1/4	.12	961H	6	3/16	
1/4	1/2	13/32	4 1/2	4 1/4	.12	961J	6	1/4	
5/16	5/8	17/32	4 1/2	4 1/2	.17	962H	6	5/16	
3/8	11/16	5/8	4 1/2	4 3/8	.29	963H	6	3/8	
7/16	7/8	3/4	5 1/2	5 1/4	.57	965H	12	7/16	
1/2	1	3/4	6 1/8	6 1/8	.68	966H	12	1/2	
9/16	1 1/8	7/8	6 1/8	6 1/2	.94	967H	6	9/16	
5/8	1 1/4	7/8	7	7	1.18	968H	6	5/8	
3/4	1 3/8	7/8	7	7 3/8	1.20	969H	1	3/4	
7/8	1 5/8	1 1/4	8 1/4	8 1/4	2.2	971H	1	7/8	

Hexagon Opening 6-Point									
Wrench Opening	Diameter of Head	Size Hex on Handle End	Length of Pin Handle	Overall Length	Wt. Ea. Lbs.	Industrial Black	Std. Pkg. Qty.	Wrench Opening	
						Part No.			
5/16	1/2	13/32	4 1/2	4 1/4	.12	961A	6	5/16	
3/8	5/8	17/32	4 1/2	4 1/2	.17	962D	6	3/8	
7/16	11/16	5/8	4 1/2	4 3/8	.28	963D	6	7/16	
1/2	3/4	11/16	5 1/2	5 1/4	.40	964A	12	1/2	
9/16	7/8	3/4	5 1/2	5 3/4	.56	965D	12	9/16	
5/8	1	3/4	6 1/8	6 1/8	.68	966D	12	5/8	
11/16	1 1/8	7/8	6 1/8	6 1/2	.94	967A	6	11/16	
3/4	1 1/8	7/8	6 1/8	6 1/2	.91	967D	6	3/4	
7/8	1 3/8	7/8	7	7 3/8	1.24	969A	1	7/8	
15/16	1 1/2	1 1/8	7 3/8	7 3/8	1.8	970S	1	15/16	
1	1 1/2	1 1/8	7 3/8	7 3/8	1.9	970D	1	1	
1 1/16	1 5/8	1 1/4	8 1/4	8 1/4	2.3	971A	1	1 1/16	
1 1/8	1 3/4	1 1/4	8 3/4	8 3/4	2.2	971D	1	1 1/8	
1 1/4	1 7/8	1 1/4	8 3/4	9 1/8	3.0	973A	1	1 1/4	
1 3/8	1 7/8	1 1/4	8 3/4	9 1/8	2.9	973B	1	1 3/8	
1 1/2	2 1/8	1 1/2	8 3/4	10	3.8	975D	1	1 1/2	
1 5/8	2 1/4	1 5/8	10 1/4	10 1/4	5.5	976A	1	1 5/8	

Mechanic's Starter Set – Industrial



TOOL BOX INCLUDED...BX21



M46K

ADJUSTABLE WRENCHES

6"A6

COMBINATION WRENCH SET

¼".....1158	13/16".....1167A
5/16".....1159	7/8".....1167
3/8".....1160	Kit BagC110
7/16".....1161	Kit BagC55
½".....1162	15/16".....1168
9/16".....1163	1".....1170
5/8".....1164	1 1/16".....1171
11/16".....1165	1 1/8".....1172
¾".....1166	1 ¼".....1173

3/8" DRIVE SOCKET SET

¼".....B1208	13/16".....B1226
5/16".....B1210	7/8".....B1228
3/8".....B1212	15/16".....B1230
7/16".....B1214	1".....B1232
½".....B1216	7" Rev. RatchetB52
9/16".....B1218	3" Ext.....B103
5/8".....B1220	6" Ext.....B105
11/16".....B1222	Universal.....B140A
¾".....B1224	Flex HandleB40A

HAMMERS

12 oz. Ball Peen.....104G

CHISEL & PUNCH

3/16" Pin Punch.....P6
 ¼" Center Punch.....P38
 ½" Cold ChiselC16

PLIERS & SCREWDRIVERS

8" Combination Slip Joint Pliers.....P208
 6" Diagonal Cutting Pliers.....P206
 6½" Long Chain Nose Side Cutting Pliers.....P506
 6" Square Blade Screwdriver.....SDS6
 6" No. 3 Phillips Screwdriver.....SDP6

M46KM

ADJUSTABLE WRENCHES

6"A6

COMBINATION WRENCH SET

7 mm.....1107MM	16 mm1116MM
8 mm.....1108MM	17 mm1117MM
9 mm.....1109MM	Kit BagC110
10 mm.....1110MM	Kit BagC55
11 mm.....1111MM	24 mm1124MM
12 mm.....1112MM	26 mm1126MM
13 mm.....1113MM	28 mm1128MM
14 mm.....1114MM	29 mm1129MM
15 mm.....1115MM	30 mm1130MM

3/8" DRIVE SOCKET SET

8 mm.....BM1208	17 mmBM1217
9 mm.....BM1209	18 mmBM1218
10 mm.....BM1210	19 mmBM1219
11 mm.....BM1211	AdaptorBS130
12 mm.....BM1212	7" Rev. Ratchet.....B52
13 mm.....BM1213	3" Ext.....B103
14 mm.....BM1214	6" Ext.....B105
15 mm.....BM1215	Universal.....B140A
16 mm.....BM1216	Flex HandleB40A

HAMMERS


12 oz. Ball Peen104G

CHISEL & PUNCH

3/16" Pin PunchP6
 ¼" Center Punch.....P38
 ½" Cold ChiselC16

PLIERS & SCREWDRIVERS

8" Combination Slip Joint PliersP208
 6" Diagonal Cutting PliersP206
 6½" Long Chain Nose Side Cutting PliersP506
 6" Square Blade ScrewdriverSDS6
 6" No. 3 Phillips ScrewdriverSDP6



M100K

3/8" DRIVE SOCKET SET

1/4".....	B1208	13/16".....	B1226
5/16".....	B1210	7/8".....	B1228
3/8".....	B1212	15/16".....	B1230
7/16".....	B1214	1".....	B1232
1/2".....	B1216	3" Ext.....	B103
9/16".....	B1218	6" Ext.....	B105
5/8".....	B1220	Flex Handle.....	B40A
11/16".....	B1222	Universal Joint.....	B140A
3/4".....	B1224	7" Rev. Ratchet.....	B52

1/2" DRIVE SOCKET SET

3/8".....	ST1212	1".....	ST1232
7/16".....	ST1214	1 1/16".....	ST1234
1/2".....	ST1216	1 1/8".....	ST1236
9/16".....	ST1218	1 3/16".....	ST1238
5/8".....	ST1220	1 1/4".....	ST1240
11/16".....	ST1222	5" Ext.....	S110P
3/4".....	ST1224	10" Ext.....	S115P
13/16".....	ST1226	Flex Handle.....	SF41
7/8".....	ST1228	Rev. Ratchet.....	SF51

COMBINATION WRENCHES

1/4".....	1158	5/16".....	1168
5/16".....	1159	1".....	1170
3/8".....	1160	1 1/16".....	1171
7/16".....	1161	1 1/8".....	1172
1/2".....	1162	1 1/4".....	1173
9/16".....	1163	Kit Bag.....	C55
5/8".....	1164	FLARE NUT WRENCHES	
11/16".....	1165	3/8".....	4112
3/4".....	1166	7/16".....	4114
13/16".....	1167A	1/2".....	4116
7/8".....	1167	9/16".....	4118
Kit Bag.....	C110		

C-CLAMPS

0-3".....	CC403
0-6 1/16".....	CC406

HAMMERS

12 oz.....	104G
1.50 lbs.....	HSB15
1.25 lbs.....	HPD1

CHISEL & PUNCH

3/16" Pin.....	P6
3/16" Center.....	P40
1/2" Cold.....	C16
1/4" Pin.....	P8
1/4" Center.....	P42
3/4" Cold.....	C24
1/16" Pin.....	P2
1/4" Taper.....	P27

SCREWDRIVERS & PLIERS

8" Combo.....	P208
6" Diagonal.....	P206
6 1/2" Chain Nose.....	P506
10" Groove.....	P510
4" Square Blade.....	SDS4
6" Square Blade.....	SDS6
10" Square Blade.....	SDS10
3" Phillips No. 1.....	SDP3
4" Phillips No. 2.....	SDP4
6" Phillips No. 3.....	SDP6
1 1/2" Stubby No. 2.....	SDP1

HEX KEY WRENCH SET

13 pcs. Short Arm Series...13S

ADJUSTABLE & PIPE WRENCHES

6".....	A6
10".....	A10
10".....	PW10

M100KM

3/8" DRIVE SOCKET SET

8 mm.....	BM1208	17mm.....	BM1217
9 mm.....	BM1209	18 mm.....	BM1218
10 mm.....	BM1210	19 mm.....	BM1219
11 mm.....	BM1211	Adaptor.....	BS130
12 mm.....	BM1212	3" Ext.....	B103
13 mm.....	BM1213	5" Ext.....	B105
14 mm.....	BM1214	Flex Handle.....	B40A
15 mm.....	BM1215	Universal Joint.....	B140A
16 mm.....	BM1216	7" Rev. Ratchet.....	B52

1/2" DRIVE SOCKET SET

10 mm.....	STM1210	25 mm.....	STM1225
11 mm.....	STM1211	26 mm.....	STM1226
12 mm.....	STM1212	27 mm.....	STM1227
13 mm.....	STM1213	30 mm.....	STM1230
14 mm.....	STM1215	32 mm.....	STM1232
17 mm.....	STM1217	5" Ext.....	S110P
19 mm.....	STM1219	10" Ext.....	S115P
22 mm.....	STM1222	Flex Handle.....	SF41
23 mm.....	STM1223	Rev. Ratchet.....	SF51
24 mm.....	STM1224		

COMBINATION WRENCHES

7 mm.....	1107MM	24 mm.....	1124MM
8 mm.....	1108MM	26 mm.....	1126MM
9 mm.....	1109MM	28 mm.....	1128MM
10 mm.....	1110MM	29 mm.....	1129MM
11 mm.....	1111MM	30 mm.....	1130MM
12 mm.....	1112MM	Kit Bag.....	C55
13 mm.....	1113MM	FLARE NUT WRENCHES	
14 mm.....	1114MM	3/8".....	4112
15 mm.....	1115MM	7/16".....	4114
16 mm.....	1116MM	1/2".....	4116
17 mm.....	1117MM	9/16".....	4118
Kit Bag.....	C110		

C-CLAMPS

0-3".....	CC403
0-6 1/16".....	CC406

HAMMERS

12 oz.....	104G
1.50 lbs.....	HSB15
1.25 lbs.....	HPD1

CHISEL & PUNCH

3/16" Pin.....	P6
3/16" Center.....	P40
1/2" Cold.....	C16
1/4" Pin.....	P8
1/4" Center.....	P42
3/4" Cold.....	C24
1/16" Pin.....	P2
1/4" Taper.....	P27

PLIERS & SCREWDRIVERS

8" Combo.....	P208
6" Diagonal.....	P206
6 1/2" Chain Nose.....	P506
10" Groove.....	P510
4" Square Blade.....	SDS4
6" Square Blade.....	SDS6
10" Square Blade.....	SDS10
3" Phillips No. 1.....	SDP3
4" Phillips No. 2.....	SDP4
6" Phillips No. 3.....	SDP6
1 1/2" Stubby No. 2.....	SDP1

HEX KEY WRENCH SET

13 pcs. Short Arm Series...13S

ADJUSTABLE & PIPE WRENCHES

6".....	A6
10".....	A10
10".....	PW10

1/4" and 3/8" Drive Master Sets

	MB20K
	<p>1/4" DRIVE SOCKET SET</p> <p>M606 3/16" 6 pt. Std. Skt. M106..... Spinner Handle</p> <p>M607 1/8" 6 pt. Std. Skt.</p> <p>M608 1/4" 6 pt. Std. Skt.</p> <p>M609 3/16" 6 pt. Std. Skt.</p> <p>M610..... 9/16" 6 pt. Std. Skt.</p> <p>M611 11/32" 6 pt. Std. Skt.</p> <p>3/8" DRIVE SOCKET SET</p> <p>B612 3/8" 6 pt. Std. Skt. B52 8" Reversible Ratchet</p> <p>B614 7/16" 6 pt. Std. Skt. B103 3" Extension</p> <p>B616 1/2" 6 pt. Std. Skt. B105 6" Extension</p> <p>B618 5/8" 6 pt. Std. Skt. BD620P 5/8" Spark Plug Skt.</p> <p>B620 3/4" 6 pt. Std. Skt. BS129 Adaptor 3/8"F to 1/4"M</p> <p>B622 11/16" 6 pt. Std. Skt. 98 METAL BOX</p> <p>B624 3/4" 6 pt. Std. Skt.</p> <p>B626 13/16" 6 pt. Std. Skt.</p>

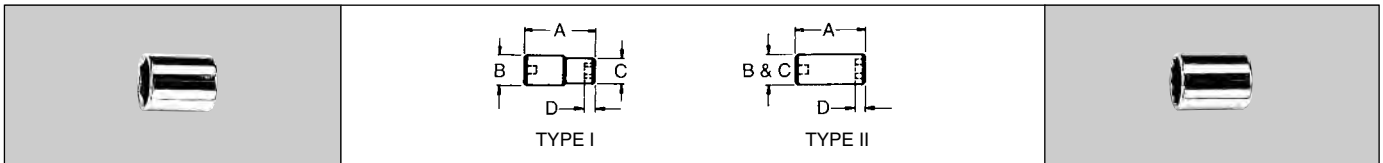
<p style="text-align: center;">METRIC</p>	MBM20K
	<p>1/4" DRIVE SOCKET SET</p> <p>MM605 5 mm 6 Pt. Std. Skt. M106..... Spinner Handle</p> <p>MM606 6 mm 6 Pt. Std. Skt.</p> <p>MM607 7 mm 6 Pt. Std. Skt.</p> <p>MM608 8 mm 6 Pt. Std. Skt.</p> <p>MM609 9 mm 6 Pt. Std. Skt.</p> <p>MM610 10 mm 6 Pt. Std. Skt.</p> <p>3/8" DRIVE SOCKET SET</p> <p>BM612 12 mm 6 Pt. Std. Skt. B52 8" Reversible Ratchet</p> <p>BM613 13 mm 6 Pt. Std. Skt. B103 3" Extension</p> <p>BM614 14 mm 6 Pt. Std. Skt. B105 6" Extension</p> <p>BM615 15 mm 6 Pt. Std. Skt. BD620P 5/8" Spark Plug Skt.</p> <p>BM616 16 mm 6 Pt. Std. Skt. BS129 Adaptor 3/8"F to 1/4"M</p> <p>BM617 17 mm 6 Pt. Std. Skt. 98 METAL BOX</p> <p>BM618 18 mm 6 Pt. Std. Skt.</p> <p>BM619 19 mm 6 Pt. Std. Skt.</p>

	MB28K
	<p>1/4" DRIVE SOCKET SET</p> <p>M608 1/4" 6 pt. Std. Skt. MM607 7 mm 6 Pt. Std. Skt.</p> <p>M609 3/16" 6 pt. Std. Skt. MM608 8 mm 6 Pt. Std. Skt.</p> <p>M610 9/16" 6 pt. Std. Skt. MM609 9 mm 6 Pt. Std. Skt.</p> <p>M611 11/32" 6 pt. Std. Skt. MM610 10 mm 6 Pt. Std. Skt.</p> <p>M612 3/8" 6 pt. Std. Skt. MM611 11 mm 6 Pt. Std. Skt.</p> <p>3/8" DRIVE SOCKET SET</p> <p>B614 7/16" 6 pt. Std. Skt. M106 Spinner Handle</p> <p>B616 1/2" 6 pt. Std. Skt. BM615 15 mm 6 Pt. Std. Skt.</p> <p>B618 5/8" 6 pt. Std. Skt. BM617 17 mm 6 Pt. Std. Skt.</p> <p>B620 3/4" 6 pt. Std. Skt. BM619 19 mm 6 Pt. Std. Skt.</p> <p>B622 11/16" 6 pt. Std. Skt. B52 8" Reversible Ratchet</p> <p>B624 3/4" 6 pt. Std. Skt. B103 3" Extension</p> <p>BM612 12 mm 6 Pt. Std. Skt. B105 6" Extension</p> <p>BM613 13 mm 6 Pt. Std. Skt. BD620P .. 5/8" Spark Plug Skt.</p> <p>BM614 14 mm 6 Pt. Std. Skt. BS129 Adaptor 3/8"F to 1/4"M</p> <p>98..... METAL BOX</p>



1/4" Drive Sockets & Attachments – Chrome

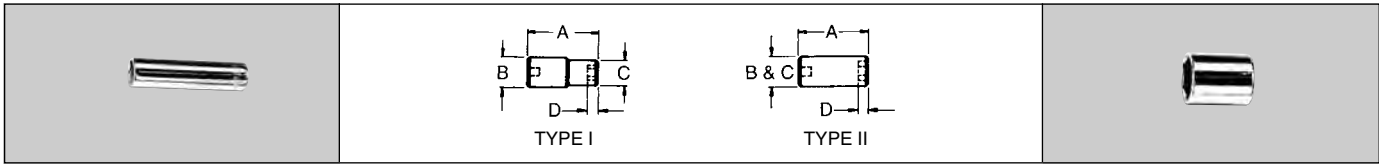
Type	Item	Description	Part No.	Std. Pkg. Qty.
Ratchet		Chrome .43 tooth. Head dia. 1". Length 5 1/2". Weight .40 lbs.	M52	6
Ratchet Replacement Head		Preassembled Ratchet Replacement Head. Weight .19 lbs.	M52RD	1
Extension Bar		3" Extension Bar. Weight .17 lbs.	M103	6
Spinner		Spinner Handle. Length 6".	M106	6



1/4" Square Drive 12 Point Standard										
Opening	Type	Length		Drive End	Opening End	Minimum Depth	Wt. Ea. Lbs.	Chrome	Std. Pkg. Qty.	Opening
		A	B					C		
3/16	I	13/16	31/64	5/16	7/32	.01	M1206	6	3/16	
7/32	I	13/16	31/64	23/64	15/64	.01	M1207	6	7/32	
1/4	I	13/16	31/64	25/64	1/4	.01	M1208	6	1/4	
9/32	I	13/16	31/64	7/16	19/64	.02	M1209	6	9/32	
5/16	II	13/16	31/64	31/64	21/64	.02	M1210	6	5/16	
11/32	II	13/16	33/64	33/64	21/64	.03	M1211	6	11/32	
3/8	II	13/16	9/16	9/16	5/16	.03	M1212	6	3/8	
7/16	II	13/16	5/8	5/8	21/64	.04	M1214	6	7/16	
1/2	II	13/16	45/64	45/64	13/32	.04	M1216	6	1/2	

1/4" Square Drive 6 Point Standard										
Opening	Type	Length		Drive End	Opening End	Minimum Depth	Wt. Ea. Lbs.	Chrome	Std. Pkg. Qty.	Opening
		A	B					C		
5/32	I	13/16	31/64	9/32	7/32	.01	M605	6	5/32	
3/16	I	13/16	31/64	5/16	7/32	.01	M606	6	3/16	
7/32	I	13/16	31/64	23/64	15/64	.01	M607	6	7/32	
1/4	I	13/16	31/64	25/64	1/4	.01	M608	6	1/4	
9/32	I	13/16	31/64	7/16	19/64	.02	M609	6	9/32	
5/16	II	13/16	31/64	31/64	21/64	.02	M610	6	5/16	
11/32	II	13/16	33/64	33/64	21/64	.03	M611	6	11/32	
3/8	II	13/16	9/16	9/16	5/16	.03	M612	6	3/8	
7/16	II	13/16	5/8	5/8	21/64	.04	M614	6	7/16	
1/2	II	13/16	45/64	45/64	13/32	.04	M616	6	1/2	

1/4" Drive Sockets & Sets – Chrome



1/4" Square Drive 6 Point Deep									
Opening	Type	Length	Drive End	Opening End	Minimum Depth	Wt. Ea. Lbs.	Chrome	Std. Pkg. Qty.	Opening
		A	B	C	D		Part No.		
3/16	I	1 ⁶¹ / ₆₄	15/32	5/16	13/64	.05	MD606	6	3/16
7/32	I	1 ⁶¹ / ₆₄	15/32	23/64	15/64	.06	MD607	6	7/32
1/4	I	1 ⁶¹ / ₆₄	15/32	25/64	11/32	.06	MD608	6	1/4
9/32	I	1 ⁶¹ / ₆₄	15/32	7/16	11/32	.06	MD609	6	9/32
5/16	II	1 ⁶¹ / ₆₄	15/32	15/32	13/32	.06	MD610	6	5/16
11/32	II	1 ⁶¹ / ₆₄	33/64	33/64	35/64	.06	MD611	6	11/32
3/8	II	1 ⁶¹ / ₆₄	37/64	37/64	35/64	.09	MD612	6	3/8
7/16	II	1 ⁶¹ / ₆₄	5/8	5/8	35/64	.09	MD614	6	7/16
1/2	II	1 ⁶¹ / ₆₄	45/64	45/64	35/64	.11	MD616	6	1/2

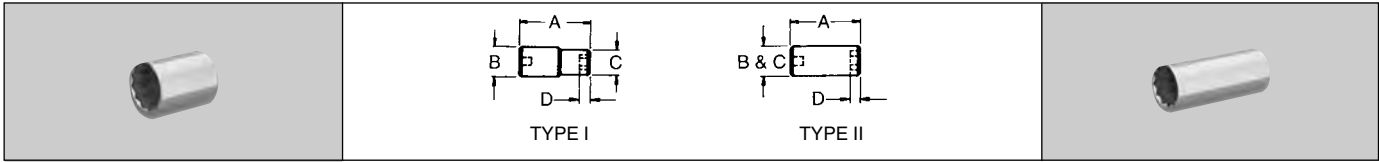
1/4" Square Drive 6 Point Standard — Metric									
Opening	Type	Length	Drive End	Opening End	Minimum Depth	Wt. Ea. Lbs.	Chrome	Std. Pkg. Qty.	Opening
		A	B	C	D		Part No.		
4 mm	I	21.1 mm	12.1 mm	7.1 mm	5.3 mm	.05	MM604	6	4 mm
5 mm	I	21.1 mm	12.1 mm	8.6 mm	5.1 mm	.05	MM605	6	5 mm
6 mm	I	21.1 mm	12.1 mm	10.2 mm	6.6 mm	.05	MM606	6	6 mm
7 mm	I	21.1 mm	12.1 mm	11.2 mm	7.6 mm	.05	MM607	6	7 mm
8 mm	II	21.1 mm	12.1 mm	12.2 mm	8.4 mm	.05	MM608	6	8 mm
9 mm	II	21.1 mm	14.2 mm	14.2 mm	8.4 mm	.06	MM609	6	9 mm
10 mm	II	21.1 mm	14.9 mm	14.9 mm	8.4 mm	.06	MM610	6	10 mm
11 mm	II	21.1 mm	16.0 mm	16.0 mm	8.4 mm	.06	MM611	6	11 mm
12 mm	II	21.1 mm	17.0 mm	17.0 mm	9.1 mm	.07	MM612	6	12 mm
13 mm	II	21.1 mm	17.8 mm	17.8 mm	10.2 mm	.08	MM613	6	13 mm

M12K	
M606..... 3/16" 6 Pt. Std. Skt.	M612.....3/8" 6 Pt. Std. Skt.
M607..... 7/32" 6 Pt. Std. Skt.	M614.....7/16" 6 Pt. Std. Skt.
M608..... 1/4" 6 Pt. Std. Skt.	M616.....1/2" 6 Pt. Std. Skt.
M609..... 9/32" 6 Pt. Std. Skt.	M52.....RATCHET
M610..... 5/16" 6 Pt. Std. Skt.	M103.....3" EXTENSION BAR
M611..... 11/32" 6 Pt. Std. Skt.	M106.....6" SPINNER
	91.....METAL BOX

M12KM		METRIC
MM604.....4 mm 6 Pt. Std. Skt.	MM610.....10 mm 6 Pt. Std. Skt.	
MM605.....5 mm 6 Pt. Std. Skt.	MM612.....12 mm 6 Pt. Std. Skt.	
MM606.....6 mm 6 Pt. Std. Skt.	MM613.....13 mm 6 Pt. Std. Skt.	
MM607.....7 mm 6 Pt. Std. Skt.	M52.....RATCHET	
MM608.....8 mm 6 Pt. Std. Skt.	M103.....3" EXTENSION BAR	
MM609.....9 mm 6 Pt. Std. Skt.	M106.....6" SPINNER	
	91.....METAL BOX	

Type		Description	Part No.	Std. Pkg. Qty.
FLEXIBLE HANDLE		Chrome Knurled Grip. Length 7¹³/₁₆" . Weight .59 lbs.	B40A	6
REVERSIBLE RATCHET		Chrome. 41 tooth. Head dia. 1¹/₄" . Length 8" . Weight .69 lbs.	B52	6
		Preassembled Ratchet Replacement Head. Weight .19 lbs.	B52RD	1
FLEXIBLE HEAD RATCHET		Flex Head Reversible Ratchet. Chrome. Length 10¹/₂" . .70 lbs.	B54	6
		Preassembled Flexible Ratchet Replacement Head. .19 lbs.	B54RD	1
EXTENSIONS		Chrome. Length 3" . Weight .17 lbs.	B103	6
		Chrome. Length 6" . Weight .20 lbs.	B105	6
		Chrome. Length 12" . Weight .42 lbs.	B112	6
UNIVERSAL JOINT		Chrome. Weight .13 lbs.	B140A	6
ADAPTORS		Chrome. 3/8" F to 1/4" M . Weight .06 lbs.	BS129	6
		Chrome. 3/8" F to 1/2" M . Weight .09 lbs.	BS130	6
SPEEDER		Chrome. Revolving Grip. Length 16" . Weight 1.1 lbs.	B15	6

3/8" Drive Socket Wrenches – Chrome

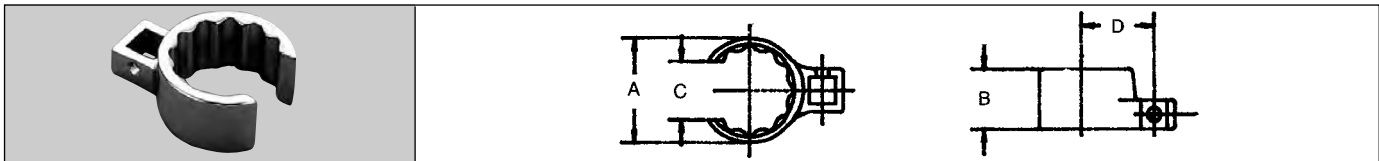


3/8" Square Drive 12 Point Standard

Opening	Type	Length	Drive End	Opening End	Minimum Depth	Wt. Ea. Lbs.	Chrome	Std. Pkg. Qty.	Opening
		A	B	C	D		Part No.		
1/4	I	1 1/8	5/8	25/64	1/8	.04	B1208	6	1/4
5/16	I	1 1/8	5/8	15/32	9/64	.05	B1210	6	5/16
3/8	I	1 1/8	5/8	35/64	5/32	.05	B1212	6	3/8
7/16	II	1 1/8	—	5/8	7/32	.05	B1214	6	7/16
1/2	II	1 1/8	—	23/32	17/64	.06	B1216	6	1/2
9/16	II	1 1/8	—	25/32	21/64	.08	B1218	6	9/16
5/8	II	1 1/8	—	7/8	3/8	.10	B1220	6	5/8
11/16	II	1 1/8	—	15/16	3/8	.12	B1222	6	11/16
3/4	II	1 1/8	—	1	7/16	.14	B1224	6	3/4
13/16	II	1 1/8	—	1 1/16	29/64	.15	B1226	6	13/16
7/8	II	1 1/4	—	1 9/16	1/2	.18	B1228	6	7/8
15/16	II	1 9/16	—	1 1/4	35/64	.18	B1230	6	15/16
1	II	1 5/8	—	1 5/16	35/64	.19	B1232	6	1

3/8" Square Drive 12 Point Deep

Opening	Type	Length	Drive End	Opening End	Minimum Depth	Wt. Ea. Lbs.	Chrome	Std. Pkg. Qty.	Opening
		A	B	C	D		Part No.		
3/8	I	2 7/32	5/8	35/64	5/32	.10	BD1212	6	3/8
7/16	II	2 7/32	—	5/8	7/32	.10	BD1214	6	7/16
1/2	II	2 7/32	—	23/32	17/64	.15	BD1216	6	1/2
9/16	II	2 7/32	—	25/32	21/64	.19	BD1218	6	9/16
5/8	II	2 7/32	—	7/8	3/8	.23	BD1220	6	5/8
11/16	II	2 1/2	—	59/64	3/8	.28	BD1222	6	11/16
3/4	II	2 1/2	—	63/64	7/16	.26	BD1224	6	3/4
13/16	II	2 25/32	—	1 1/16	29/64	.48	BD1226	6	13/16
7/8	II	2 1/2	—	1 1/32	1/2	.39	BD1228	6	7/8

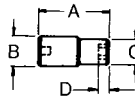


3/8" Drive Crowfoot Wrench — Flare Nut 12 Pt.

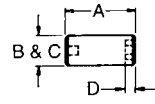
Opening	Diameter of Head	Thickness of Head	Width of Slot	Length of Centers	Wt. Ea. Lbs.	Chrome	Industrial Black	Std. Pkg. Qty.	Opening
	A	B	C	D		Part No.	Part No.		
5/8	3 1/32	1 1/16	7/16	47/64	.06	BC20	BLKBC20	6	5/8
11/16	1 1/16	1 1/16	3 1/64	25/32	.06	BC22	BLKBC22	6	11/16
3/4	1 5/32	23/32	17/32	53/64	.06	BC24	BLKBC24	6	3/4
13/16	1 1/32	23/32	9/16	7/8	.06	BC26	BLKBC26	6	13/16
7/8	1 5/8	3/4	39/64	59/64	.06	BC28	BLKBC28	6	7/8
15/16	1 13/32	3/4	2 1/32	3 1/32	.06	BC30	BLKBC30	6	15/16
1	1 31/64	25/32	45/64	1 1/64	.13	BC32	BLKBC32	6	1
1 1/16	1 9/16	25/32	5 1/64	1 1/16	.13	BC34	BLKBC34	6	1 1/16



3/8" Drive Socket Wrenches – Chrome



TYPE I



TYPE II

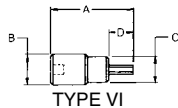


3/8" Square Drive 6 Point Standard

Opening	Type	Length	Drive End	Opening End	Minimum Depth	Wt. Ea. Lbs.	Chrome	Std. Qty.	Opening
		A	B	C	D		Part No.		
1/4	I	1 1/8	5/8	25/64	1/8	.04	B608	6	1/4
5/16	I	1 1/8	5/8	15/32	9/64	.04	B610	6	5/16
3/8	I	1 1/8	5/8	35/64	5/32	.05	B612	6	3/8
7/16	II	1 1/8	—	5/8	7/32	.05	B614	6	7/16
1/2	II	1 1/8	—	23/32	17/64	.07	B616	6	1/2
9/16	II	1 1/8	—	25/32	21/64	.08	B618	6	9/16
5/8	II	1 1/8	—	7/8	3/8	.10	B620	6	5/8
11/16	II	1 1/8	—	15/16	3/8	.13	B622	6	11/16
3/4	II	1 1/8	—	1	7/16	.14	B624	6	3/4
13/16	II	1 1/8	—	1 1/16	29/64	.17	B626	6	13/16
7/8	II	1 1/4	—	1 1/4	1/2	.19	B628	6	7/8
15/16	II	1 1/4	—	1 1/4	35/64	.29	B630	6	15/16
1	II	1 3/8	—	1 5/16	35/64	.33	B632	6	1

3/8" Square Drive 6 Point Deep

Opening	Type	Length	Drive End	Opening End	Minimum Depth	Wt. Ea. Lbs.	Chrome	Std. Qty.	Opening
		A	B	C	D		Part No.		
1/4	I	2 7/32	5/8	3/8	5/32	.10	BD608	6	1/4
5/16	I	2 7/32	5/8	7/16	5/32	.11	BD610	6	5/16
3/8	I	2 7/32	5/8	35/64	5/32	.12	BD612	6	3/8
7/16	II	2 7/32	—	5/8	7/32	.12	BD614	6	7/16
1/2	II	2 7/32	—	23/32	17/64	.16	BD616	6	1/2
9/16	I	2 1/4	55/64	13/16	11/32	.25	BD618	6	9/16
5/8	I	2 1/4	59/64	57/64	3/8	.30	BD620	6	5/8
11/16	II	2 5/16	—	61/64	3/8	.32	BD622	6	11/16
3/4	II	2 5/16	—	1 3/4	7/16	.37	BD624	6	3/4
13/16	II	2 5/16	—	1 1/8	29/64	.32	BD626	6	13/16
7/8	II	2 7/8	—	1 5/8	1/2	.39	BD628	6	7/8
15/16	II	3 3/4	—	1 1/4	35/64	.41	BD630	6	15/16
1	II	3 3/4	—	1 5/16	35/64	.41	BD632	6	1



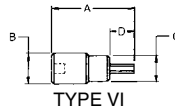
TYPE VI



3/8" Drive Hex Bit Sockets

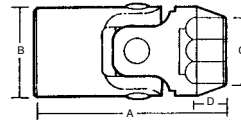
Bit Size	Type	Length	Drive End	Bit End	Bit Length	Wt. Ea. Lbs.	Chrome	Replacement Hex Bits	Std. Pkg. Qty.	Bit Size
		A	B	C	D		Part No.			
1/8	I	2.66	.69	.59	1.59	.06	BA4	BA4B	6	1/8
5/32	I	2.66	.69	.59	1.59	.06	BA5	BA5B	6	5/32
3/16	I	2.66	.69	.59	1.59	.06	BA6	BA6B	6	3/16
7/32	I	2.66	.69	.59	1.59	.07	BA7	BA7B	6	7/32
1/4	VI	2.66	.69	.59	1.59	.08	BA8	BA8B	6	1/4
5/16	VI	2.88	.69	.59	1.81	.10	BA10	BA10B	6	5/16
3/8	VI	2.94	.75	.75	1.75	.13	BA12	BA12B	6	3/8

3/8" Drive Socket Wrenches – Chrome



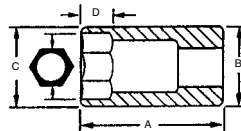
3/8" Drive Torx Bit Sockets

Bit Size	Type	Length		Drive End		Bit End		Bit Length		Wt. Ea. Lbs.	Chrome	Replacement Hex Bits	Std. Pkg. Qty.	Bit Size
		A	B	C	D	Part No.								
T10	VI	1.65	0.69	.59	0.59	0.05	BAT10	BAT10B	6	T10				
T15	VI	1.65	0.69	.59	0.59	0.1	BAT15	BAT15B	6	T15				
T20	VI	1.65	0.69	.59	0.59	0.1	BAT20	BAT20B	6	T20				
T25	VI	1.65	0.69	.59	0.59	0.1	BAT25	BAT25B	6	T25				
T27	VI	1.65	0.69	.59	0.59	0.1	BAT27	BAT27B	6	T27				
T30	VI	1.65	0.69	.59	0.59	0.1	BAT30	BAT30B	6	T30				
T40	VI	1.83	0.69	.59	0.77	0.1	BAT40	BAT40B	6	T40				
T45	VI	1.83	0.69	.59	0.77	0.1	BAT45	BAT45B	6	T45				
T50	VI	1.83	0.69	.59	0.77	0.1	BAT50	BAT50B	6	T50				
T55	VI	2.06	0.75	.75	0.89	0.15	BAT55	BAT55B	6	T55				



3/8" Square Drive 6 Point Flex Socket

Opening	Length	Drive End	Opening End	Minimum Depth	Wt. Ea. Lbs.	Chrome	Std. Pkg. Qty.	Opening
	A					B		
3/8	1 49/64	3/4	37/64	15/64	.09	BU612	6	3/8
7/16	1 55/64	3/4	43/64	3/16	.09	BU614	6	7/16
1/2	1 57/64	3/4	3/4	23/64	.13	BU616	6	1/2
9/16	1 57/64	3/4	13/16	25/64	.13	BU618	6	9/16
5/8	1 15/64	3/4	7/8	7/16	.14	BU620	6	5/8
11/16	1 31/32	3/4	31/32	15/32	.18	BU622	6	11/16
3/4	2 1/8	3/4	1 3/64	35/64	.19	BU624	6	3/4



3/8" Square Drive Spark Plug Sockets — Chrome

Opening	Length	Drive End	Opening End	Minimum Depth	Wt. Ea. Lbs.	Chrome	Std. Pkg. Qty.	Opening
	A					B		
5/8	2 1/2	3/4	55/64	5 1/64	.28	BD620P	6	5/8
13/16	2 3/4	7/8	1 5/64	5 1/64	.35	BD626P	6	13/16

B7K

BU612..... 3/8" 6 Pt. Flex Skt.	BU620 5/8" 6 Pt. Flex Skt.
BU614..... 7/16" 6 Pt. Flex Skt.	BU622 1 1/16" 6 Pt. Flex Skt.
BU616..... 1/2" 6 Pt. Flex Skt.	BU624 3/4" 6 Pt. Flex Skt.
BU618..... 9/16" 6 Pt. Flex Skt.	213R..... TWIST LOCK CLIP RAIL



BA7K

BA4..... 1/8" Hex Bit Skt. 3/8" DR	BA8..... 1/4" Hex Bit Skt. 3/8" DR
BA5..... 5/32" Hex Bit Skt. 3/8" DR	BA10..... 3/16" Hex Bit Skt. 3/8" DR
BA6..... 3/16" Hex Bit Skt. 3/8" DR	BA12..... 3/8" Hex Bit Skt. 3/8" DR
BA7..... 7/32" Hex Bit Skt. 3/8" DR	208R..... TWIST LOCK CLIP RAIL



BC8K

BC20 5/8" 12 Pt. Crowfoot	BC30 1 5/16" 12 Pt. Crowfoot
BC22 1 1/16" 12 Pt. Crowfoot	BC32 1" 12 Pt. Crowfoot
BC24 3/4" 12 Pt. Crowfoot	BC34 1 1/16" 12 Pt. Crowfoot
BC26 1 3/16" 12 Pt. Crowfoot	208R..... TWIST LOCK CLIP RAIL
BC28 7/8" 12 Pt. Crowfoot	



B9K

BD1212..... 3/8" 12 Pt. Deep Skt.	BD1222..... 1 1/16" 12 Pt. Deep Skt.
BD1214..... 7/16" 12 Pt. Deep Skt.	BD1224..... 3/4" 12 Pt. Deep Skt.
BD1216..... 1/2" 12 Pt. Deep Skt.	BD1226..... 1 3/16" 12 Pt. Deep Skt.
BD1218..... 9/16" 12 Pt. Deep Skt.	BD1228..... 7/8" 12 Pt. Deep Skt.
BD1220..... 5/8" 12 Pt. Deep Skt.	213R..... TWIST LOCK CLIP RAIL



BC10K

BA4..... 1/8" Hex Bit Skt. 3/8" Dr.	BA12 3/8" Hex Bit Skt. 3/8" Dr.
BA5..... 5/32" Hex Bit Skt. 3/8" Dr.	SA16 1/2" Hex Bit Skt. 1/2" Dr.
BA6..... 3/16" Hex Bit Skt. 3/8" Dr.	SA18 9/16" Hex Bit Skt. 1/2" Dr.
BA7..... 7/32" Hex Bit Skt. 3/8" Dr.	SA20 3/8" Hex Bit Skt. 1/2" Dr.
BA8..... 1/4" Hex Bit Skt. 3/8" Dr.	213R TWIST LOCK CLIP RAIL
BA10..... 5/16" Hex Bit Skt. 3/8" Dr.	



3/8" Drive Sockets & Sets – Chrome

BAT6K									
	<table border="0"> <tr> <td>BAT15 T15 Torx®</td> <td>BAT30 T30 Torx®</td> </tr> <tr> <td>BAT20 T20 Torx®</td> <td>BAT40 T40 Torx®</td> </tr> <tr> <td>BAT25 T25 Torx®</td> <td>208R TWIST LOCK CLIP RAIL</td> </tr> <tr> <td>BAT27 T27 Torx®</td> <td></td> </tr> </table>	BAT15 T15 Torx®	BAT30 T30 Torx®	BAT20 T20 Torx®	BAT40 T40 Torx®	BAT25 T25 Torx®	208R TWIST LOCK CLIP RAIL	BAT27 T27 Torx®	
BAT15 T15 Torx®	BAT30 T30 Torx®								
BAT20 T20 Torx®	BAT40 T40 Torx®								
BAT25 T25 Torx®	208R TWIST LOCK CLIP RAIL								
BAT27 T27 Torx®									

BAT8K											
	<table border="0"> <tr> <td>BAT15 T15 Torx®</td> <td>BAT40 T40 Torx®</td> </tr> <tr> <td>BAT20 T20 Torx®</td> <td>BAT45 T45 Torx®</td> </tr> <tr> <td>BAT25 T25 Torx®</td> <td>BAT50 T50 Torx®</td> </tr> <tr> <td>BAT27 T27 Torx®</td> <td>208R TWIST LOCK CLIP RAIL</td> </tr> <tr> <td>BAT30 T30 Torx®</td> <td></td> </tr> </table>	BAT15 T15 Torx®	BAT40 T40 Torx®	BAT20 T20 Torx®	BAT45 T45 Torx®	BAT25 T25 Torx®	BAT50 T50 Torx®	BAT27 T27 Torx®	208R TWIST LOCK CLIP RAIL	BAT30 T30 Torx®	
BAT15 T15 Torx®	BAT40 T40 Torx®										
BAT20 T20 Torx®	BAT45 T45 Torx®										
BAT25 T25 Torx®	BAT50 T50 Torx®										
BAT27 T27 Torx®	208R TWIST LOCK CLIP RAIL										
BAT30 T30 Torx®											

BAT10K											
	<table border="0"> <tr> <td>BAT10 T10 Torx®</td> <td>BAT40 T40 Torx®</td> </tr> <tr> <td>BAT15 T15 Torx®</td> <td>BAT45 T45 Torx®</td> </tr> <tr> <td>BAT20 T20 Torx®</td> <td>BAT50 T50 Torx®</td> </tr> <tr> <td>BAT25 T25 Torx®</td> <td>BAT55 T55 Torx®</td> </tr> <tr> <td>BAT27 T27 Torx®</td> <td>208R TWIST LOCK CLIP RAIL</td> </tr> </table>	BAT10 T10 Torx®	BAT40 T40 Torx®	BAT15 T15 Torx®	BAT45 T45 Torx®	BAT20 T20 Torx®	BAT50 T50 Torx®	BAT25 T25 Torx®	BAT55 T55 Torx®	BAT27 T27 Torx®	208R TWIST LOCK CLIP RAIL
BAT10 T10 Torx®	BAT40 T40 Torx®										
BAT15 T15 Torx®	BAT45 T45 Torx®										
BAT20 T20 Torx®	BAT50 T50 Torx®										
BAT25 T25 Torx®	BAT55 T55 Torx®										
BAT27 T27 Torx®	208R TWIST LOCK CLIP RAIL										

BD9K

BD612..... 3/8" 6 Pt. Deep Skt.	BD622 1 1/16" 6 Pt. Deep Skt.
BD614..... 7/16" 6 Pt. Deep Skt.	BD624 3/4" 6 Pt. Deep Skt.
BD616..... 1/2" 6 Pt. Deep Skt.	BD626 13/16" 6 Pt. Deep Skt.
BD618..... 9/16" 6 Pt. Deep Skt.	BD628 7/8" 6 Pt. Deep Skt.
BD620 5/8" 6 Pt. Deep Skt.	213R..... TWIST LOCK CLIP RAIL



B10K

B1210 5/16" 12 Pt. Std. Skt.	B1222 1 1/16" 12 Pt. Std. Skt.
B1212 3/8" 12 Pt. Std. Skt.	B1224 3/4" 12 Pt. Std. Skt.
B1214 7/16" 12 Pt. Std. Skt.	B1226 13/16" 12 Pt. Std. Skt.
B1216 1/2" 12 Pt. Std. Skt.	B1228 7/8" 12 Pt. Std. Skt.
B1218 9/16" 12 Pt. Std. Skt.	213R..... TWIST LOCK CLIP RAIL
B1220 5/8" 12 Pt. Std. Skt.	



BD10K

B610 5/16" 6 Pt. Std. Skt.	B622 1 1/16" 6 Pt. Std. Skt.
B612 3/8" 6 Pt. Std. Skt.	B624 3/4" 6 Pt. Std. Skt.
B614 7/16" 6 Pt. Std. Skt.	B626 13/16" 6 Pt. Std. Skt.
B616 1/2" 6 Pt. Std. Skt.	B628 7/8" 6 Pt. Std. Skt.
B618 9/16" 6 Pt. Std. Skt.	213R..... TWIST LOCK CLIP RAIL
B620 5/8" 6 Pt. Std. Skt.	



B11K

B608 1/4" 6 Pt. Std. Skt.	B620 5/8" 6 Pt. Std. Skt.
B610 5/16" 6 Pt. Std. Skt.	B622 1 1/16" 6 Pt. Std. Skt.
B612 3/8" 6 Pt. Std. Skt.	B624 3/4" 6 Pt. Std. Skt.
B614 7/16" 6 Pt. Std. Skt.	B626 13/16" 6 Pt. Std. Skt.
B616 1/2" 6 Pt. Std. Skt.	B628 7/8" 6 Pt. Std. Skt.
B618 9/16" 6 Pt. Std. Skt.	213R..... TWIST LOCK CLIP RAIL



3/8" Drive Sockets & Sets – Chrome


B11KM																									
	<table border="0"> <tr> <td>B612</td> <td>3/8" 6 Pt. Std. Skt.</td> <td>B1224</td> <td>3/4" 12 Pt. Std. Skt.</td> </tr> <tr> <td>B614</td> <td>7/16" 6 Pt. Std. Skt.</td> <td>B1226</td> <td>13/16" 12 Pt. Std. Skt.</td> </tr> <tr> <td>B616</td> <td>1/2" 6 Pt. Std. Skt.</td> <td>B1228</td> <td>7/8" 12 Pt. Std. Skt.</td> </tr> <tr> <td>B618</td> <td>9/16" 6 Pt. Std. Skt.</td> <td>B52</td> <td>RATCHET</td> </tr> <tr> <td>B1220</td> <td>5/8" 12 Pt. Std. Skt.</td> <td>B105</td> <td>6" EXTENSION</td> </tr> <tr> <td>B1222</td> <td>11/16" 12 Pt. Std. Skt.</td> <td>93</td> <td>METAL BOX</td> </tr> </table>	B612	3/8" 6 Pt. Std. Skt.	B1224	3/4" 12 Pt. Std. Skt.	B614	7/16" 6 Pt. Std. Skt.	B1226	13/16" 12 Pt. Std. Skt.	B616	1/2" 6 Pt. Std. Skt.	B1228	7/8" 12 Pt. Std. Skt.	B618	9/16" 6 Pt. Std. Skt.	B52	RATCHET	B1220	5/8" 12 Pt. Std. Skt.	B105	6" EXTENSION	B1222	11/16" 12 Pt. Std. Skt.	93	METAL BOX
	B612	3/8" 6 Pt. Std. Skt.	B1224	3/4" 12 Pt. Std. Skt.																					
B614	7/16" 6 Pt. Std. Skt.	B1226	13/16" 12 Pt. Std. Skt.																						
B616	1/2" 6 Pt. Std. Skt.	B1228	7/8" 12 Pt. Std. Skt.																						
B618	9/16" 6 Pt. Std. Skt.	B52	RATCHET																						
B1220	5/8" 12 Pt. Std. Skt.	B105	6" EXTENSION																						
B1222	11/16" 12 Pt. Std. Skt.	93	METAL BOX																						

B11RK																									
	<table border="0"> <tr> <td>B610</td> <td>5/16" 6 Pt. Std. Skt.</td> <td>B622</td> <td>11/16" 6 Pt. Std. Skt.</td> </tr> <tr> <td>B612</td> <td>3/8" 6 Pt. Std. Skt.</td> <td>B624</td> <td>3/4" 6 Pt. Std. Skt.</td> </tr> <tr> <td>B614</td> <td>7/16" 6 Pt. Std. Skt.</td> <td>B52</td> <td>REVERSIBLE RATCHET</td> </tr> <tr> <td>B616</td> <td>1/2" 6 Pt. Std. Skt.</td> <td>B103</td> <td>3" EXTENSION</td> </tr> <tr> <td>B618</td> <td>9/16" 6 Pt. Std. Skt.</td> <td>BD620P</td> <td>5/8" SPARK PLUG SKT.</td> </tr> <tr> <td>B620</td> <td>5/8" 6 Pt. Std. Skt.</td> <td>93</td> <td>METAL BOX</td> </tr> </table>	B610	5/16" 6 Pt. Std. Skt.	B622	11/16" 6 Pt. Std. Skt.	B612	3/8" 6 Pt. Std. Skt.	B624	3/4" 6 Pt. Std. Skt.	B614	7/16" 6 Pt. Std. Skt.	B52	REVERSIBLE RATCHET	B616	1/2" 6 Pt. Std. Skt.	B103	3" EXTENSION	B618	9/16" 6 Pt. Std. Skt.	BD620P	5/8" SPARK PLUG SKT.	B620	5/8" 6 Pt. Std. Skt.	93	METAL BOX
	B610	5/16" 6 Pt. Std. Skt.	B622	11/16" 6 Pt. Std. Skt.																					
B612	3/8" 6 Pt. Std. Skt.	B624	3/4" 6 Pt. Std. Skt.																						
B614	7/16" 6 Pt. Std. Skt.	B52	REVERSIBLE RATCHET																						
B616	1/2" 6 Pt. Std. Skt.	B103	3" EXTENSION																						
B618	9/16" 6 Pt. Std. Skt.	BD620P	5/8" SPARK PLUG SKT.																						
B620	5/8" 6 Pt. Std. Skt.	93	METAL BOX																						

B12K																													
	<table border="0"> <tr> <td>B1212</td> <td>3/8" 12 Pt. Std. Skt.</td> <td>B1226</td> <td>13/16" 12 Pt. Std. Skt.</td> </tr> <tr> <td>B1214</td> <td>7/16" 12 Pt. Std. Skt.</td> <td>B1228</td> <td>7/8" 12 Pt. Std. Skt.</td> </tr> <tr> <td>B1216</td> <td>1/2" 12 Pt. Std. Skt.</td> <td>B52</td> <td>REVERSIBLE RATCHET</td> </tr> <tr> <td>B1218</td> <td>9/16" 12 Pt. Std. Skt.</td> <td>B103</td> <td>3" EXTENSION</td> </tr> <tr> <td>B1220</td> <td>5/8" 12 Pt. Std. Skt.</td> <td>B105</td> <td>6" EXTENSION</td> </tr> <tr> <td>B1222</td> <td>11/16" 12 Pt. Std. Skt.</td> <td>93</td> <td>METAL BOX</td> </tr> <tr> <td>B1224</td> <td>3/4" 12 Pt. Std. Skt.</td> <td></td> <td></td> </tr> </table>	B1212	3/8" 12 Pt. Std. Skt.	B1226	13/16" 12 Pt. Std. Skt.	B1214	7/16" 12 Pt. Std. Skt.	B1228	7/8" 12 Pt. Std. Skt.	B1216	1/2" 12 Pt. Std. Skt.	B52	REVERSIBLE RATCHET	B1218	9/16" 12 Pt. Std. Skt.	B103	3" EXTENSION	B1220	5/8" 12 Pt. Std. Skt.	B105	6" EXTENSION	B1222	11/16" 12 Pt. Std. Skt.	93	METAL BOX	B1224	3/4" 12 Pt. Std. Skt.		
	B1212	3/8" 12 Pt. Std. Skt.	B1226	13/16" 12 Pt. Std. Skt.																									
B1214	7/16" 12 Pt. Std. Skt.	B1228	7/8" 12 Pt. Std. Skt.																										
B1216	1/2" 12 Pt. Std. Skt.	B52	REVERSIBLE RATCHET																										
B1218	9/16" 12 Pt. Std. Skt.	B103	3" EXTENSION																										
B1220	5/8" 12 Pt. Std. Skt.	B105	6" EXTENSION																										
B1222	11/16" 12 Pt. Std. Skt.	93	METAL BOX																										
B1224	3/4" 12 Pt. Std. Skt.																												


BD12K

B612 3/8" 6 Pt. Std. Skt.	B626 13/16" 6 Pt. Std. Skt.
B614 7/16" 6 Pt. Std. Skt.	B628 7/8" 6 Pt. Std. Skt.
B616 1/2" 6 Pt. Std. Skt.	B52 REVERSIBLE RATCHET
B618 9/16" 6 Pt. Std. Skt.	B103 3" EXTENSION
B620 5/8" 6 Pt. Std. Skt.	B105 6" EXTENSION
B622 11/16" 6 Pt. Std. Skt.	93 METAL BOX
B624 3/4" 6 Pt. Std. Skt.	




B19K

B612 3/8" 6 Pt. Std. Skt.	BD612 3/8" 6 Pt. Deep Skt.
B614 7/16" 6 Pt. Std. Skt.	BD614 7/16" 6 Pt. Deep Skt.
B616 1/2" 6 Pt. Std. Skt.	BD616 1/2" 6 Pt. Deep Skt.
B618 9/16" 6 Pt. Std. Skt.	BD618 9/16" 6 Pt. Deep Skt.
B620 5/8" 6 Pt. Std. Skt.	BD622 11/16" 6 Pt. Deep Skt.
B622 11/16" 6 Pt. Std. Skt.	BD624 3/4" 6 Pt. Deep Skt.
B624 3/4" 6 Pt. Std. Skt.	B52 REVERSIBLE RATCHET
B626 13/16" 6 Pt. Std. Skt.	B103 3" EXTENSION
B628 7/8" 6 Pt. Std. Skt.	B105 6" EXTENSION
	BD620P 5/8" SPARK PLUG SKT.
	94 METAL BOX

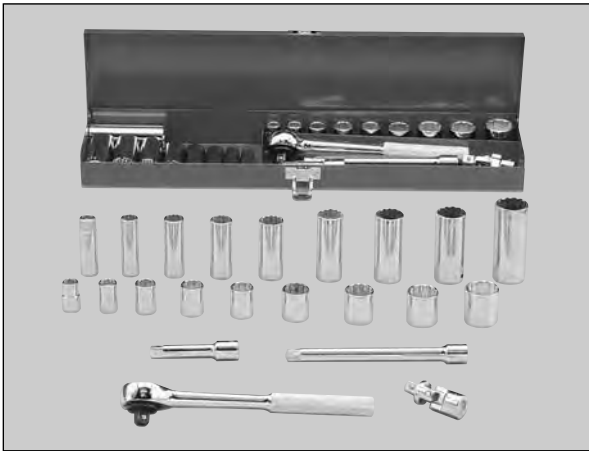


B20K

B612 3/8" 6 Pt. Std. Skt.	BD616 1/2" 6 Pt. Deep Skt.
B614 7/16" 6 Pt. Std. Skt.	BD618 9/16" 6 Pt. Deep Skt.
B616 1/2" 6 Pt. Std. Skt.	BD620 5/8" 6 Pt. Deep Skt.
B618 9/16" 6 Pt. Std. Skt.	BD622 11/16" 6 Pt. Deep Skt.
B1220 5/8" 12 Pt. Std. Skt.	BD624 3/4" 6 Pt. Deep Skt.
B1222 11/16" 12 Pt. Std. Skt.	BD626 13/16" 6 Pt. Deep Skt.
B1224 3/4" 12 Pt. Std. Skt.	B52 RATCHET
B1226 13/16" 12 Pt. Std. Skt.	B105 6" EXTENSION
B1228 7/8" 12 Pt. Std. Skt.	B40A FLEX HANDLE
BD612 3/8" 6 Pt. Deep Skt.	94 METAL BOX
BD614 7/16" 6 Pt. Deep Skt.	




3/8" Drive Sockets & Sets – Chrome




B22K

B1212	3/8" 12 Pt. Std. Skt.	BD1218.....	3/8" 12 Pt. Deep Skt.
B1214	7/16" 12 Pt. Std. Skt.	BD1220.....	5/8" 12 Pt. Deep Skt.
B1216	1/2" 12 Pt. Std. Skt.	BD1222.....	11/16" 12 Pt. Deep Skt.
B1218	9/16" 12 Pt. Std. Skt.	BD1224.....	3/4" 12 Pt. Deep Skt.
B1220	5/8" 12 Pt. Std. Skt.	BD1226.....	13/16" 12 Pt. Deep Skt.
B1222	11/16" 12 Pt. Std. Skt.	BD1228.....	7/8" 12 Pt. Deep Skt.
B1224	3/4" 12 Pt. Std. Skt.	B52	REVERSIBLE RATCHET
B1226	13/16" 12 Pt. Std. Skt.	B103	3" EXTENSION
B1228	7/8" 12 Pt. Std. Skt.	B105	6" EXTENSION
BD1212.....	3/8" 12 Pt. Deep Skt.	B140A.....	UNIVERSAL JOINT
BD1214.....	7/16" 12 Pt. Deep Skt.	94	METAL BOX
BD1216.....	1/2" 12 Pt. Deep Skt.		



BD22K

B612	3/8" 6 Pt. Std. Skt.	BD618.....	3/8" 6 Pt. Deep Skt.
B614	7/16" 6 Pt. Std. Skt.	BD620	5/8" 6 Pt. Deep Skt.
B616	1/2" 6 Pt. Std. Skt.	BD622	11/16" 6 Pt. Deep Skt.
B618	9/16" 6 Pt. Std. Skt.	BD624	3/4" 6 Pt. Deep Skt.
B620	5/8" 6 Pt. Std. Skt.	BD626	13/16" 6 Pt. Deep Skt.
B622	11/16" 6 Pt. Std. Skt.	BD628	7/8" 6 Pt. Deep Skt.
B624	3/4" 6 Pt. Std. Skt.	B52	REVERSIBLE RATCHET
B626	13/16" 6 Pt. Std. Skt.	B103	3" EXTENSION
B628	7/8" 6 Pt. Std. Skt.	B105	6" EXTENSION
BD612.....	3/8" 6 Pt. Deep Skt.	B140A.....	UNIVERSAL JOINT
BD614.....	7/16" 6 Pt. Deep Skt.	94	METAL BOX
BD616.....	1/2" 6 Pt. Deep Skt.		

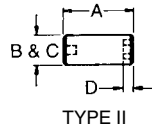
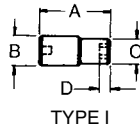


B26K

B608	1/4" 6 Pt. Std. Skt.	BD614.....	7/16" 6 Pt. Deep Skt.
B610	3/16" 6 Pt. Std. Skt.	BD616.....	1/2" 6 Pt. Deep Skt.
B612	3/8" 6 Pt. Std. Skt.	BD618.....	3/8" 6 Pt. Deep Skt.
B614	7/16" 6 Pt. Std. Skt.	BD620	5/8" 6 Pt. Deep Skt.
B616	1/2" 6 Pt. Std. Skt.	BD622	11/16" 6 Pt. Deep Skt.
B618	9/16" 6 Pt. Std. Skt.	BD624	3/4" 6 Pt. Deep Skt.
B1220	5/8" 12 Pt. Std. Skt.	BD626	13/16" 6 Pt. Deep Skt.
B1222	11/16" 12 Pt. Std. Skt.	B52	RATCHET
B1224	3/4" 12 Pt. Std. Skt.	B103	3" EXTENSION
B1226	13/16" 12 Pt. Std. Skt.	B105	6" EXTENSION
B1228	7/8" 12 Pt. Std. Skt.	B40A.....	FLEX HANDLE
B1230	15/16" 12 Pt. Std. Skt.	B140A.....	UNIVERSAL
B1232	1" 12 Pt. Std. Skt.	94	METAL BOX
BD612.....	3/8" 6 Pt. Deep Skt.		

Martin

3/8" Drive Metric Socket Wrenches – Chrome



3/8" Square Drive 12 Point Standard — Metric

Opening	Type	Length	Drive End	Opening End	Minimum Depth	Wt. Ea. Lbs.	Chrome	Std. Qty.	Opening
		A	B	C	D		Part No.		
8 mm	I	25.7 mm	17.3 mm	12.2 mm	6.6 mm	.06	BM1208	6	8 mm
9 mm	I	25.4 mm	17.3 mm	14.2 mm	6.9 mm	.06	BM1209	6	9 mm
10 mm	I	25.4 mm	17.3 mm	14.9 mm	7.9 mm	.06	BM1210	6	10 mm
11 mm	I	25.4 mm	17.3 mm	16.5 mm	8.1 mm	.06	BM1211	6	11 mm
12 mm	II	25.4 mm	17.8 mm	17.8 mm	7.9 mm	.06	BM1212	6	12 mm
13 mm	II	25.7 mm	18.8 mm	18.8 mm	7.9 mm	.06	BM1213	6	13 mm
14 mm	II	25.7 mm	20.6 mm	20.6 mm	12.4 mm	.06	BM1214	6	14 mm
15 mm	II	25.7 mm	21.6 mm	21.6 mm	12.4 mm	.13	BM1215	6	15 mm
16 mm	II	28.7 mm	22.1 mm	22.1 mm	14.2 mm	.13	BM1216	6	16 mm
17 mm	II	30.0 mm	24.4 mm	24.4 mm	14.2 mm	.19	BM1217	6	17 mm
18 mm	II	30.0 mm	24.4 mm	24.4 mm	15.7 mm	.19	BM1218	6	18 mm
19 mm	II	30.0 mm	26.2 mm	26.2 mm	17.3 mm	.19	BM1219	6	19 mm

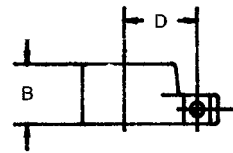
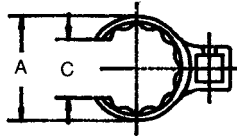
3/8" Square Drive 6 Point Standard — Metric

Opening	Type	Length	Drive End	Opening End	Minimum Depth	Wt. Ea. Lbs.	Chrome	Std. Qty. Pkg.	Opening
		A	B	C	D		Part No.		
6 mm	I	1 1/8	5/8	25/64	5/32	.04	BM606	6	6 mm
7 mm	I	1 1/8	5/8	7/16	5/32	.04	BM607	6	7 mm
8 mm	I	1 1/8	5/8	15/32	13/64	.05	BM608	6	8 mm
9 mm	I	1 1/8	5/8	33/64	7/32	.05	BM609	6	9 mm
10 mm	I	1 1/8	5/8	37/64	15/64	.05	BM610	6	10 mm
11 mm	II	1 1/8	—	5/8	9/32	.05	BM611	6	11 mm
12 mm	II	1 1/8	—	11/16	5/16	.06	BM612	6	12 mm
13 mm	II	1 1/8	—	47/64	5/16	.08	BM613	6	13 mm
14 mm	II	1 1/8	—	49/64	25/64	.08	BM614	6	14 mm
15 mm	II	1 1/8	—	27/32	25/64	.10	BM615	6	15 mm
16 mm	II	1 1/8	—	7/8	13/32	.10	BM616	6	16 mm
17 mm	II	1 1/8	—	59/64	25/64	.13	BM617	6	17 mm
18 mm	II	1 1/8	—	31/32	13/32	.13	BM618	6	18 mm
19 mm	II	1 1/8	—	1	15/32	.15	BM619	6	19 mm

3/8" Square Drive 6 Point Deep — Metric

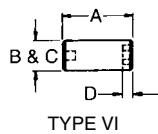
Opening	Type	Length	Drive End	Opening End	Minimum Depth	Wt. Ea. Lbs.	Chrome	Std. Qty.	Opening
		A	B	C	D		Part No.		
6 mm	I	2 7/32	5/8	25/64	5/32	.10	BMD606	6	6 mm
7 mm	I	2 7/32	5/8	25/64	5/32	.10	BMD607	6	7 mm
8 mm	I	2 7/32	5/8	29/64	3/16	.12	BMD608	6	8 mm
9 mm	I	2 7/32	5/8	1/2	15/64	.10	BMD609	6	9 mm
10 mm	I	2 7/32	5/8	9/16	15/64	.12	BMD610	6	10 mm
11 mm	I	2 7/32	—	5/8	9/32	.12	BMD611	6	11 mm
12 mm	II	2 7/32	—	43/64	5/16	.13	BMD612	6	12 mm
13 mm	II	2 7/32	—	47/64	5/16	.17	BMD613	6	13 mm
14 mm	II	2 7/32	—	49/64	25/64	.21	BMD614	6	14 mm
15 mm	II	2 7/32	—	27/32	25/64	.23	BMD615	6	15 mm
16 mm	II	2 7/32	—	7/8	25/64	.23	BMD616	6	16 mm
17 mm	II	2 1/2	—	59/64	25/64	.31	BMD617	6	17 mm
18 mm	II	2 1/2	—	31/32	13/32	.23	BMD618	6	18 mm
19 mm	II	2 1/2	—	63/64	7/16	.25	BMD619	6	19 mm

3/8" Drive Metric Crowfoot Wrench and Hex Bit Sockets



3/8" Drive Metric Crowfoot Wrench — Flare Nut 12 Pt.

Wrench Opening	Diameter of Head	Thickness of Head	Width of Slot	Length of Centers	Wt. Ea. Lbs.	Chrome	Std. Pkg. Qty.	Wrench Opening
	A	B	C	D		Part No.		
15 mm	24.9	18.3	16.5	18.8	0.10	BC15MM	6	15 mm
16 mm	24.9	18.3	16.5	18.8	0.10	BC16MM	6	16 mm
17 mm	27.2	18.3	16.5	20.1	0.11	BC17MM	6	17 mm
18 mm	29.7	19.1	16.5	21.3	0.12	BC18MM	6	18 mm
19 mm	29.7	19.1	16.5	21.3	0.12	BC19MM	6	19 mm
20 mm	31.8	19.1	16.5	22.4	0.13	BC20MM	6	20 mm
21 mm	31.8	19.1	16.5	22.4	0.13	BC21MM	6	21 mm
22 mm	34.0	19.8	16.5	23.9	0.14	BC22MM	6	22 mm
23 mm	36.1	19.8	16.5	24.9	0.15	BC23MM	6	23 mm
24 mm	36.1	19.8	16.5	24.9	0.15	BC24MM	6	24 mm
25 mm	38.1	20.6	16.5	25.9	0.16	BC25MM	6	25 mm
26 mm	38.1	20.6	16.5	25.9	0.16	BC26MM	6	26 mm
27 mm	39.9	20.6	16.5	27.2	0.17	BC27MM	6	27 mm



3/8" Drive Metric Hex Bit Sockets

Bit Size	Type	Length	Drive End	Bit End	Bit Length	Wt. Ea. Lbs.	Chrome	Replacement Hex Bits	Std. Pkg. Qty.	Bit Size
		A	B	C	D		Part No.			
4 mm	VI	68 mm	17.5 mm	15.0	41.0 mm	0.1	BA4MM	BA4MMB	6	4 mm
5 mm	VI	68 mm	17.5 mm	15.0	41.0 mm	0.1	BA5MM	BA5MMB	6	5 mm
6 mm	VI	68 mm	17.5 mm	15.0	41.0 mm	0.1	BA6MM	BA6MMB	6	6 mm
7 mm	VI	72.5 mm	17.5 mm	15.0	45.3 mm	0.1	BA7MM	BA7MMB	6	7 mm
8 mm	VI	72.5 mm	17.5 mm	15.0	45.3 mm	0.1	BA8MM	BA8MMB	6	8 mm
9 mm	VI	72.5 mm	19 mm	19.0	42.4 mm	0.15	BA9MM	BA9MMB	6	9 mm
10 mm	VI	72.5 mm	19 mm	19.0	42.4 mm	0.15	BA10MM	BA10MMB	6	10 mm

MB11K

BM610 10 mm 6 Pt. Std. Skt.	BM618 18 mm 6 Pt. Std. Skt.
BM612 12 mm 6 Pt. Std. Skt.	BM619 19 mm 6 Pt. Std. Skt.
BM613 13 mm 6 Pt. Std. Skt.	B52 REVERSIBLE RATCHET
BM614 14 mm 6 Pt. Std. Skt.	B103 3" EXTENSION
BM615 15 mm 6 Pt. Std. Skt.	BD620P SPARK PLUG SKT.
BM617 17 mm 6 Pt. Std. Skt.	92 METAL BOX



METRIC

MB12K

BM1208 8 mm 12 Pt. Std. Skt.	BM1215 15 mm 12 Pt. Std. Skt.
BM1209 9 mm 12 Pt. Std. Skt.	BM1216 16 mm 12 Pt. Std. Skt.
BM1210 10 mm 12 Pt. Std. Skt.	BM1217 17 mm 12 Pt. Std. Skt.
BM1211 11 mm 12 Pt. Std. Skt.	BM1218 18 mm 12 Pt. Std. Skt.
BM1212 12 mm 12 Pt. Std. Skt.	BM1219 19 mm 12 Pt. Std. Skt.
BM1213 13 mm 12 Pt. Std. Skt.	213B TWIST LOCK CLIP RAIL
BM1214 14 mm 12 Pt. Std. Skt.	



METRIC

MB14K

BM606 6 mm 6 Pt. Std. Skt.	BM614 14 mm 6 Pt. Std. Skt.
BM607 7 mm 6 Pt. Std. Skt.	BM615 15 mm 6 Pt. Std. Skt.
BM608 8 mm 6 Pt. Std. Skt.	BM616 16 mm 6 Pt. Std. Skt.
BM609 9 mm 6 Pt. Std. Skt.	BM617 17 mm 6 Pt. Std. Skt.
BM610 10 mm 6 Pt. Std. Skt.	BM618 18 mm 6 Pt. Std. Skt.
BM611 11 mm 6 Pt. Std. Skt.	BM619 19 mm 6 Pt. Std. Skt.
BM612 12 mm 6 Pt. Std. Skt.	218B TWIST LOCK CLIP RAIL
BM613 13 mm 6 Pt. Std. Skt.	



METRIC

BA7KM

BA4MM..... 4 mm Hex Bit Skt.	BA8MM 8 mm Hex Bit Skt.
BA5MM..... 5 mm Hex Bit Skt.	BA9MM 9 mm Hex Bit Skt.
BA6MM..... 6 mm Hex Bit Skt.	BA10MM ... 10 mm Hex Bit Skt.
BA7MM..... 7 mm Hex Bit Skt.	208B..... TWIST LOCK CLIP RAIL



METRIC

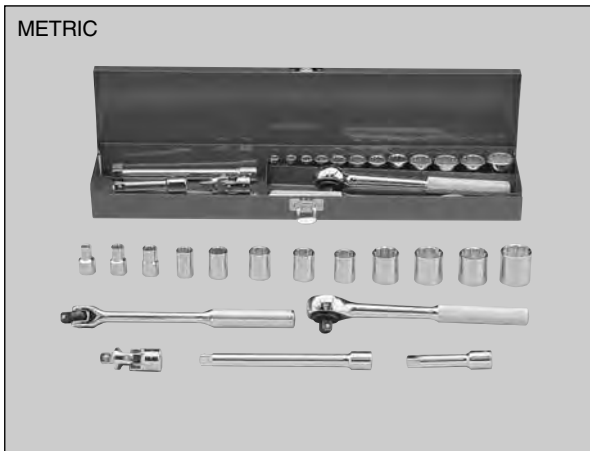
BC13KM

BC15MM.. 15 mm 12 Pt. Crowfoot	BC22MM... 22 mm 12 Pt. Crowfoot
BC16MM.. 16 mm 12 Pt. Crowfoot	BC23MM... 23 mm 12 Pt. Crowfoot
BC17MM.. 17 mm 12 Pt. Crowfoot	BC24MM... 24 mm 12 Pt. Crowfoot
BC18MM.. 18 mm 12 Pt. Crowfoot	BC25MM... 25 mm 12 Pt. Crowfoot
BC19MM.. 19 mm 12 Pt. Crowfoot	BC26MM... 26 mm 12 Pt. Crowfoot
BC20MM.. 20 mm 12 Pt. Crowfoot	BC27MM... 27 mm 12 Pt. Crowfoot
BC21MM.. 21 mm 12 Pt. Crowfoot	208B..... TWIST LOCK CLIP RAIL




METRIC

3/8" Drive Metric Socket Sets – Chrome



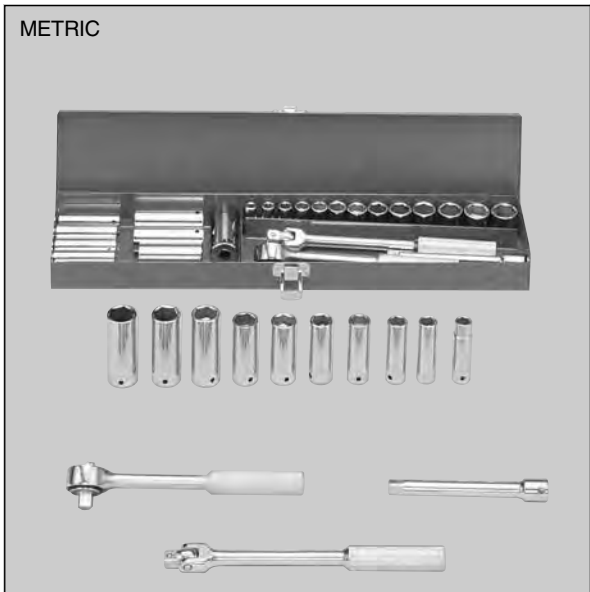
MB17K

BM1208	8 mm 12 Pt. Std. Skt.	BM1215	15 mm 12 Pt. Std. Skt.
BM1209	9 mm 12 Pt. Std. Skt.	BM1216	16 mm 12 Pt. Std. Skt.
BM1210	10 mm 12 Pt. Std. Skt.	BM1217	17 mm 12 Pt. Std. Skt.
BM1211	11 mm 12 Pt. Std. Skt.	BM1218	18 mm 12 Pt. Std. Skt.
BM1212	12 mm 12 Pt. Std. Skt.	BM1219	19 mm 12 Pt. Std. Skt.
BM1213	13 mm 12 Pt. Std. Skt.	B40A	7 ¹³ / ₁₆ " FLEXIBLE HANDLE
BM1214	14 mm 12 Pt. Std. Skt.	B52	REVERSIBLE RATCHET
		B103	3" EXTENSION
		B105	6" EXTENSION
		B140A	UNIVERSAL JOINT
		94	METAL BOX



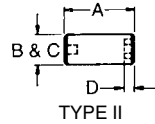
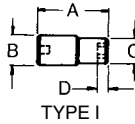
MB19K

BM610	10 mm 6 Pt. Std. Skt.	BMD610	10 mm 6 Pt. Deep Skt.
BM612	12 mm 6 Pt. Std. Skt.	BMD612	12 mm 6 Pt. Deep Skt.
BM613	13 mm 6 Pt. Std. Skt.	BMD613	13 mm 6 Pt. Deep Skt.
BM614	14 mm 6 Pt. Std. Skt.	BMD614	14 mm 6 Pt. Deep Skt.
BM615	15 mm 6 Pt. Std. Skt.	BMD615	15 mm 6 Pt. Deep Skt.
BM617	17 mm 6 Pt. Std. Skt.	BMD617	17 mm 6 Pt. Deep Skt.
BM618	18 mm 6 Pt. Std. Skt.	BMD619	19 mm 6 Pt. Deep Skt.
BM619	19 mm 6 Pt. Std. Skt.	B52	REVERSIBLE RATCHET
		B103	3" EXTENSION
		B105	6" EXTENSION
		BD620P	SPARK PLUG SKT.
		94	METAL BOX



MB26K

BM607	7 mm 6 Pt. Std. Skt.	BMD611	11 mm 6 Pt. Deep Skt.
BM608	8 mm 6 Pt. Std. Skt.	BMD612	12 mm 6 Pt. Deep Skt.
BM609	9 mm 6 Pt. Std. Skt.	BMD613	13 mm 6 Pt. Deep Skt.
BM610	10 mm 6 Pt. Std. Skt.	BMD614	14 mm 6 Pt. Deep Skt.
BM611	11 mm 6 Pt. Std. Skt.	BMD615	15 mm 6 Pt. Deep Skt.
BM612	12 mm 6 Pt. Std. Skt.	BMD616	16 mm 6 Pt. Deep Skt.
BM613	13 mm 6 Pt. Std. Skt.	BMD617	17 mm 6 Pt. Deep Skt.
BM614	14 mm 6 Pt. Std. Skt.	BMD618	18 mm 6 Pt. Deep Skt.
BM615	15 mm 6 Pt. Std. Skt.	BMD619	19 mm 6 Pt. Deep Skt.
BM616	16 mm 6 Pt. Std. Skt.	B52	RATCHET
BM617	17 mm 6 Pt. Std. Skt.	B105	6" EXTENSION
BM618	18 mm 6 Pt. Std. Skt.	B40A	FLEX HANDLE
BM619	19 mm 6 Pt. Std. Skt.	94	METAL BOX
BMD610	10 mm 6 Pt. Deep Skt.		



3/8" Square Drive 6 Point Standard

Opening	Type	Length	Drive End	Opening End	Minimum Depth	Wt. Ea. Lbs.	Industrial Black	Std. Pkg. Qty.	Opening
		A	B	C	D		Part No.		
5/16	I	1 1/16	47/64	1/2	7/64	.07	2610	6	5/16
3/8	I	1 1/16	47/64	19/32	5/32	.07	2612	6	3/8
7/16	I	1 1/16	47/64	43/64	7/32	.08	2614	6	7/16
1/2	II	1 3/32	—	3/4	13/64	.08	2616	6	1/2
9/16	II	1 1/8	—	55/64	1/4	.13	2618	6	9/16
5/8	II	1 1/8	—	59/64	9/32	.15	2620	6	5/8
11/16	II	1 1/8	—	63/64	5/16	.16	2622	6	11/16
3/4	II	1 3/16	—	1 1/32	23/64	.17	2624	6	3/4

3/8" Square Drive 6 Point Deep

Opening	Type	Length	Drive End	Opening End	Minimum Depth	Wt. Ea. Lbs.	Industrial Black	Std. Pkg. Qty.	Opening
		A	B	C	D		Part No.		
5/16	I	2 1/4	47/64	1/2	3/32	.19	12610	6	5/16
3/8	I	2 1/4	47/64	19/32	7/64	.19	12612	6	3/8
7/16	I	2 1/4	47/64	43/64	13/64	.19	12614	6	7/16
1/2	II	2 1/4	—	3/4	13/64	.18	12616	6	1/2
9/16	I	2 1/4	55/64	13/16	11/32	.25	12618	6	9/16
5/8	I	2 1/4	55/64	57/64	3/8	.28	12620	6	5/8
11/16	II	2 3/16	—	61/64	3/8	.31	12622	6	11/16
3/4	II	2 3/16	—	13/64	7/16	.38	12624	6	3/4

3/8" Square Drive 6 Point Standard — Metric

Opening	Type	Length	Drive End	Opening End	Minimum Depth	Wt. Ea. Lbs.	Industrial Black	Std. Pkg. Qty.	Opening
		A	B	C	D		Part No.		
10 mm	I	28.0 mm	18.0 mm	15.1 mm	5.0 mm	.05	2M610	6	10 mm
12 mm	II	28.0 mm	18.5 mm	18.5 mm	7.5 mm	.07	2M612	6	12 mm
13 mm	II	30.0 mm	19.6 mm	19.6 mm	9.5 mm	.07	2M613	6	13 mm
14 mm	II	30.0 mm	21.3 mm	21.3 mm	9.5 mm	.08	2M614	6	14 mm
15 mm	II	30.0 mm	22.3 mm	22.3 mm	9.5 mm	.10	2M615	6	15 mm
17 mm	II	30.0 mm	24.5 mm	24.5 mm	9.5 mm	.11	2M617	6	17 mm
18 mm	II	30.0 mm	25.3 mm	25.3 mm	9.5 mm	.12	2M618	6	18 mm
19 mm	II	30.0 mm	27.2 mm	27.2 mm	10.0 mm	.13	2M619	6	19 mm



Item	Description	Wt. Ea. Lbs.	Part No.	Std. Pkg. Qty.
Universal	3/8" Impact Universal Joint	.18	2140A	6
Adaptor	3/8" F X 1/2" M	.10	24A	6




IB6K

2610.....	5/16" 6 Pt. Skt.	2618.....	9/16" 6 Pt. Skt.
2612.....	3/8" 6 Pt. Skt.	2620.....	5/8" 6 Pt. Skt.
2614.....	7/16" 6 Pt. Skt.	242.....	CLIP RAIL
2616.....	1/2" 6 Pt. Skt.		

IMB8K

2M610.....	10 mm 6 Pt. Skt.	2M615.....	15 mm 6 Pt. Skt.
2M612.....	12 mm 6 Pt. Skt.	2M617.....	17 mm 6 Pt. Skt.
2M613.....	13 mm 6 Pt. Skt.	2M618.....	18 mm 6 Pt. Skt.
2M614.....	14 mm 6 Pt. Skt.	2M619.....	19 mm 6 Pt. Skt.
		244.....	CLIP RAIL



IB8K

2610.....	5/16" 6 Pt. Skt.	2620.....	5/8" 6 Pt. Skt.
2612.....	3/8" 6 Pt. Skt.	2622.....	11/16" 6 Pt. Skt.
2614.....	7/16" 6 Pt. Skt.	2624.....	3/4" 6 Pt. Skt.
2616.....	1/2" 6 Pt. Skt.	70.....	METAL TRAY
2618.....	9/16" 6 Pt. Skt.		

IB8KD

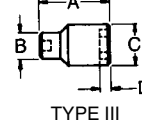
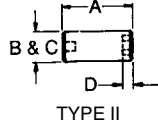
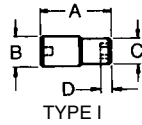
12610.....	5/16" 6 Pt. Deep Skt.	12620.....	5/8" 6 Pt. Deep Skt.
12612.....	3/8" 6 Pt. Deep Skt.	12622.....	11/16" 6 Pt. Deep Skt.
12614.....	7/16" 6 Pt. Deep Skt.	12624.....	3/4" 6 Pt. Deep Skt.
12616.....	1/2" 6 Pt. Deep Skt.	70.....	METAL TRAY
12618.....	9/16" 6 Pt. Deep Skt.		

1/2" Drive Attachments Chrome

Type		Description	Part No.	Std. Pkg. Qty.
FLEXIBLE HANDLE		Chrome Knurled Grip. Length 17" . Weight 1.65 lb.	SF41	5
REVERSIBLE RATCHET		Chrome .45 tooth. Head diameter 1 1/8" . Length 10" . Weight 1.44 lb.	SF51	1
REVERSIBLE RATCHET REPAIR KIT		Preassembled Ratchet Replacement Head. Weight .31 lb. For SF51 and SF55	SF51RD	1
DOUBLE PAWL RATCHET		Double Pawl 45 tooth. Head diameter 1 1/8" . Length 15" . Weight 1.25 lb.	SF55	1
EXTENSION		Chrome. Length 20" . Weight 1.19 lb.	S121P	5
EXTENSION		Chrome. Length 2" . Weight .21 lb.	S102P	5
EXTENSION		Chrome. Length 5" . Weight .37 lb.	S110P	5
EXTENSION		Chrome. Length 10" . Weight .66 lb.	S115P	5
UNIVERSAL JOINT		Chrome. Length 2 5/16" . Weight .15 lb.	S140	5
ADAPTOR		Chrome. 1/2"F to 3/8"M. Weight .15 lb.	SH129	5
ADAPTOR		Chrome. 1/2"F to 3/4"M. Weight .18 lb.	SH130	5
18" SPEEDER		Chrome. Revolving Grip. Length 18" . Weight 1.2 lb.	S15	5

Martin

1/2" Drive Socket Wrenches


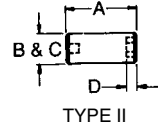
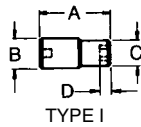


Martin Heavy Duty Chrome Hand Tool Sockets are Manufactured to Extremely Close Tolerances of American Alloy Steel. The 12 Point Broach Opening Provides a Secure Fit for Absolute Tightening and Loosening.

1/2" Square Drive 12 Point Standard									
Opening	Type	Length	Drive End	Opening End	Minimum Depth	Wt. Ea. Lbs.	Chrome	Std. Pkg. Qty.	Opening
		A	B	C	D		Part No.		
3/8	I	1 15/32	13/16	37/64	5/32	.09	ST1212	5	3/8
7/16	I	1 15/32	13/16	41/64	7/32	.09	ST1214	5	7/16
1/2	I	1 15/32	13/16	23/32	17/64	.10	ST1216	5	1/2
9/16	II	1 15/32	—	13/16	21/64	.10	ST1218	5	9/16
5/8	II	1 15/32	—	7/8	1 19/32	.14	ST1220	5	5/8
11/16	II	1 15/32	—	31/32	1 19/32	.15	ST1222	5	11/16
3/4	II	1 15/32	—	1 1/16	1 19/32	.19	ST1224	5	3/4
13/16	II	1 15/32	—	1 1/8	1 19/32	.20	ST1226	5	13/16
7/8	II	1 15/32	—	1 1/4	1 19/32	.24	ST1228	5	7/8
15/16	II	1 15/32	—	1 1/2	1 19/32	.28	ST1230	5	15/16
1	III	1 1/2	—	1 1/2	35/64	.32	ST1232	5	1
1 1/16	III	1 3/4	1 3/32	1 19/32	5/8	.32	ST1234	5	1 1/16
1 1/8	III	1 3/4	1 3/16	1 1/2	21/32	.35	ST1236	5	1 1/8
1 1/4	III	1 3/4	1 1/4	1 37/64	21/32	.40	ST1238	5	1 1/4
1 1/2	III	1 59/64	1 1/2	1 19/16	3/4	.43	ST1240	5	1 1/2
1 5/16	III	2	1 13/16	1 19/16	13/16	.45	ST1242	5	1 5/16
1 3/8	III	2	1 1/4	1 7/8	55/64	.46	ST1244	5	1 3/8
1 7/16	III	2 1/16	1 3/8	1 19/16	29/32	.47	ST1246	5	1 7/16
1 1/2	III	2 1/8	1 3/8	2	1 1/16	.49	ST1248	5	1 1/2

1/2" Square Drive 12 Point Deep									
Opening	Type	Length	Drive End	Opening End	Minimum Depth	Wt. Ea. Lbs.	Chrome	Std. Pkg. Qty.	Opening
		A	B	C	D		Part No.		
3/8	II	3 3/4	—	13/16	23/32	.21	SD1212	5	3/8
7/16	II	3 3/4	—	13/16	23/32	.24	SD1214	5	7/16
1/2	II	3 1/2	13/16	23/32	17/64	.24	SD1216	5	1/2
9/16	II	3 1/2	—	13/16	21/64	.24	SD1218	5	9/16
5/8	II	3 1/2	—	7/8	3/8	.30	SD1220	5	5/8
11/16	II	3 1/2	—	31/32	3/8	.34	SD1222	5	11/16
3/4	II	3 1/2	—	1 3/64	7/16	.35	SD1224	5	3/4
13/16	II	3 1/2	—	1 7/64	29/64	.40	SD1226	5	13/16
7/8	II	3 1/2	—	1 1/4	1/2	.43	SD1228	5	7/8
15/16	II	3 1/2	—	1 1/2	35/64	.48	SD1230	5	15/16
1	III	3 1/2	1 3/32	1 1/2	35/64	.45	SD1232	5	1
1 1/16	III	3 1/2	1 3/16	1 19/32	5/8	.50	SD1234	5	1 1/16
1 1/8	III	3 1/2	1 3/8	1 1/2	21/32	.51	SD1236	5	1 1/8
1 1/4	III	3 3/4	1 1/4	1 37/64	21/32	.56	SD1238	5	1 1/4
1 1/2	III	3 3/4	1 1/2	1 19/16	3/4	.61	SD1240	5	1 1/2
1 5/16	III	3 3/4	1 1/4	1 13/16	49/64	.61	SD1242	5	1 5/16
1 3/8	III	3 3/4	1 15/64	1 7/8	25/32	.84	SD1244	5	1 3/8
1 7/16	III	3 3/4	1 19/64	1 63/64	7/8	.88	SD1246	5	1 7/16
1 1/2	III	3 3/4	1 11/32	2 1/4	55/64	.93	SD1248	5	1 1/2

1/2" Drive Socket Wrenches – Chrome



1/2" Square Drive 6 Point Standard

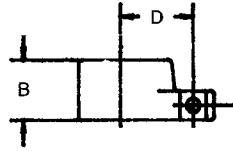
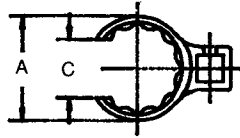
Opening	Type	Length	Drive End	Opening End	Minimum Depth	Wt. Ea. Lbs.	Chrome	Std. Pkg. Qty.	Opening
		A	B	C	D		Part No.		
3/8	I	1 1/2	7/8	53/64	5/16	.11	ST612	5	3/8
7/16	I	1 1/2	55/64	55/64	21/64	.11	ST614	5	7/16
1/2	I	1 1/2	59/64	59/64	13/32	.11	ST616	5	1/2
9/16	I	1 1/2	55/64	13/16	13/32	.13	ST618	5	9/16
5/8	II	1 1/2	7/8	7/8	9/16	.12	ST620	5	5/8
11/16	II	1 1/2	31/32	31/32	9/16	.16	ST622	5	11/16
3/4	II	1 1/2	13/64	13/64	21/32	.19	ST624	5	3/4
13/16	II	1 1/2	13/32	13/32	11/16	.20	ST626	5	13/16
7/8	II	1 1/2	13/16	13/16	3/4	.29	ST628	5	7/8
15/16	II	1 1/2	17/64	17/64	51/64	.31	ST630	5	15/16
1	II	1 39/64	121/64	121/64	53/64	.37	ST632	5	1
1 1/16	II	1 39/64	119/32	119/32	15/16	.52	ST634	5	1 1/16
1 1/8	II	1 5/8	115/32	115/32	63/64	.52	ST636	5	1 1/8
1 3/16	II	1 5/8	117/32	117/32	63/64	.59	ST638	5	1 3/16
1 1/4	II	1 3/4	127/64	127/64	1 1/8	.66	ST640	5	1 1/4

1/2" Square Drive 6 Point Deep

Opening	Type	Length	Drive End	Opening End	Minimum Depth	Wt. Ea. Lbs.	Chrome	Std. Pkg. Qty.	Opening
		A	B	C	D		Part No.		
1/2	I	3 1/8	7/8	49/64	51/64	.34	SD616	5	1/2
9/16	I	3 1/8	7/8	53/64	15/16	.31	SD618	5	9/16
5/8	II	3 1/8	7/8	7/8	13/16	.38	SD620	5	5/8
11/16	II	3 1/8	31/32	31/32	17/32	.41	SD622	5	11/16
3/4	II	3 1/8	1 1/16	1 1/16	1 1/64	.44	SD624	5	3/4
13/16	II	3 1/8	1 1/8	1 1/8	1 19/64	.47	SD626	5	13/16
7/8	II	3 1/8	1 3/16	1 3/16	1 19/64	.53	SD628	5	7/8
15/16	II	3 1/8	1 17/64	1 17/64	1 3/8	.56	SD630	5	15/16
1	II	3 1/8	1 11/32	1 11/32	1 3/8	.72	SD632	5	1
1 1/16	II	3 1/8	1 19/64	1 19/64	1 27/64	.78	SD634	5	1 1/16
1 1/8	II	3 1/8	1 1/2	1 1/2	1 27/64	.84	SD636	5	1 1/8

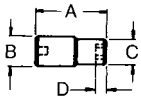


1/2" Drive Crowfoot Wrench and Hex Bit Sockets

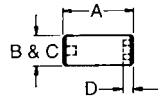


1/2" Drive Crowfoot Wrench — Flare Nut 12 Pt.

Wrench Opening	Diameter of Head	Thickness of Head	Width of Slot	Length of Centers	Wt. Ea. Lbs.	Chrome	Industrial Black	Std. Pkg. Qty.	Wrench Opening
	A	B	C	D		Part No.	Part No.		
1 1/8	1 49/64	29/32	53/32	1 1/32	.19	SC36	BLKSC36	5	1 1/8
1 3/16	1 47/64	29/32	55/32	1 3/16	.19	SC38	BLKSC38	5	1 3/16
1 1/4	1 53/64	29/32	59/32	1 13/64	.19	SC40	BLKSC40	5	1 1/4
1 5/16	1 57/64	29/32	6 1/64	1 11/64	.19	SC42	BLKSC42	5	1 5/16
1 3/8	1 31/32	3 1/32	1 3/64	1 1/16	.25	SC44	BLKSC44	5	1 3/8
1 7/16	2 3/64	3 1/32	1 3/64	1 11/32	.25	SC46	BLKSC46	5	1 7/16
1 1/2	2 1/64	3 1/32	1 3/64	1 3/8	.25	SC48	BLKSC48	5	1 1/2
1 9/16	2 11/64	3 1/32	1 7/64	1 27/64	.31	SC50	BLKSC50	5	1 9/16
1 5/8	2 17/64	3 1/32	1 11/64	1 29/64	.31	SC52	BLKSC52	5	1 5/8
1 11/16	2 23/64	1 1/32	1 19/64	1 37/64	.31	SC54	BLKSC54	5	1 11/16
1 3/4	2 27/64	1 1/32	1 19/64	1 35/64	.38	SC56	BLKSC56	5	1 3/4
1 13/16	2 33/64	1 1/32	1 19/64	1 19/32	.38	SC58	BLKSC58	5	1 13/16
1 7/8	2 39/64	1 3/32	1 21/64	1 41/64	.44	SC60	BLKSC60	5	1 7/8
1 15/16	2 43/64	1 3/32	1 29/64	1 49/64	.50	SC62	BLKSC62	5	1 15/16
2	2 49/64	1 3/32	1 35/64	1 23/32	.50	SC64	BLKSC64	5	2



TYPE I




TYPE II




1/2" Drive Hex Bit Sockets

Bit Size	Type	Length	Drive End	Bit End	Bit Length	Wt. Ea. Lbs.	Chrome	Replacement Hex Bits	Std. Pkg. Qty.	Bit Size
		A	B	C	D		Part No.			
1/4	VI	3.31	.94	.66	1.81	.18	SA8	SA8B	5	1/4
5/16	VI	3.31	.94	.66	1.81	.18	SA10	SA10B	5	5/16
3/8	VI	3.31	.94	.70	1.81	.25	SA12	SA12B	5	3/8
7/16	VI	3.31	.94	.75	1.81	.25	SA14	SA14B	5	7/16
1/2	VI	3.62	.94	.94	2.12	.35	SA16	SA16B	5	1/2
9/16	VI	3.62	1.01	1.01	2.12	.45	SA18	SA18B	5	9/16
5/8	VI	4.00	1.01	1.01	2.50	.50	SA20	SA20B	5	5/8
3/4	VI	4.00	1.01	2.49	2.50	.65	SA24	SA24B	5	3/4

1/2" Drive Socket & Sets – Chrome




S7K			
SA8.....	1/4" Hex Bit Skt. 1/2" Dr.	SA16.....	1/2" Hex Bit Skt. 1/2" Dr.
SA10.....	3/16" Hex Bit Skt. 1/2" Dr.	SA18.....	9/16" Hex Bit Skt. 1/2" Dr.
SA12.....	3/8" Hex Bit Skt. 1/2" Dr.	SA20.....	5/8" Hex Bit Skt. 1/2" Dr.
SA14.....	7/16" Hex Bit Skt. 1/2" Dr.	208R.....	TWIST LOCK CLIP RAIL




S9K			
SD616.....	1/2" 6 pt. Deep Skt.	SD626.....	13/16" 6 pt. Deep Skt.
SD618.....	9/16" 6 pt. Deep Skt.	SD628.....	7/8" 6 pt. Deep Skt.
SD620.....	5/8" 6 pt. Deep Skt.	SD630.....	15/16" 6 pt. Deep Skt.
SD622.....	11/16" 6 pt. Deep Skt.	SD632.....	1" 6 pt. Deep Skt.
SD624.....	3/4" 6 pt. Deep Skt.	213R.....	TWIST LOCK CLIP RAIL



S11K			
SD1216.....	1/2" 12 pt. Deep Skt.	SD1228.....	7/8" 12 pt. Deep Skt.
SD1218.....	9/16" 12 pt. Deep Skt.	SD1230.....	15/16" 12 pt. Deep Skt.
SD1220.....	5/8" 12 pt. Deep Skt.	SD1232.....	1" 12 pt. Deep Skt.
SD1222.....	11/16" 12 pt. Deep Skt.	SD1234.....	1 1/16" 12 pt. Deep Skt.
SD1224.....	3/4" 12 pt. Deep Skt.	SD1236.....	1 1/8" 12 pt. Deep Skt.
SD1226.....	13/16" 12 pt. Deep Skt.	213R.....	TWIST LOCK CLIP RAIL



S12K			
ST1214.....	7/16" 12 pt. Skt.	ST1228.....	7/8" 12 pt. Skt.
ST1216.....	1/2" 12 pt. Skt.	ST1230.....	15/16" 12 pt. Skt.
ST1218.....	9/16" 12 pt. Skt.	ST1232.....	1" 12 pt. Skt.
ST1220.....	5/8" 12 pt. Skt.	SF51.....	10" Reversible Ratchet
ST1222.....	11/16" 12 pt. Skt.	S110P.....	5" Extension
ST1224.....	3/4" 12 pt. Skt.	95.....	METAL BOX
ST1226.....	13/16" 12 pt. Skt.		



BC10K			
BA4.....	1/8" Hex Bit Skt. 3/8" Dr.	BA12.....	3/8" Hex Bit Skt. 3/8" Dr.
BA55.....	5/32" Hex Bit Skt. 3/8" Dr.	SA16.....	1/2" Hex Bit Skt. 1/2" Dr.
BA6.....	3/16" Hex Bit Skt. 3/8" Dr.	SA18.....	9/16" Hex Bit Skt. 1/2" Dr.
BA7.....	7/32" Hex Bit Skt. 3/8" Dr.	SA20.....	5/8" Hex Bit Skt. 1/2" Dr.
BA8.....	1/4" Hex Bit Skt. 3/8" Dr.	213R.....	TWIST LOCK CLIP RAIL
BA10.....	5/16" Hex Bit Skt. 3/8" Dr.		

S13K

ST1214 7/16" 12 pt. Skt.	ST1228 7/8" 12 pt. Skt.
ST1216 1/2" 12 pt. Skt.	ST1230 15/16" 12 pt. Skt.
ST1218 9/16" 12 pt. Skt.	ST1232 1" 12 pt. Skt.
ST1220 5/8" 12 pt. Skt.	ST1234 1 1/16" 12 pt. Skt.
ST1222 11/16" 12 pt. Skt.	ST1236 1 1/8" 12 pt. Skt.
ST1224 3/4" 12 pt. Skt.	ST1240 1 1/4" 12 pt. Skt.
ST1226 13/16" 12 pt. Skt.	213R TWIST LOCK CLIP RAIL



S15K

ST612 3/8" 6 pt. Std. Skt.	ST628 7/8" 6 pt. Std. Skt.
ST614 7/16" 6 pt. Std. Skt.	ST630 15/16" 6 pt. Std. Skt.
ST616 1/2" 6 pt. Std. Skt.	ST632 1" 6 pt. Std. Skt.
ST618 9/16" 6 pt. Std. Skt.	ST634 1 1/16" 6 pt. Std. Skt.
ST620 5/8" 6 pt. Std. Skt.	ST636 1 1/8" 6 pt. Std. Skt.
ST622 11/16" 6 pt. Std. Skt.	ST638 1 3/16" 6 pt. Std. Skt.
ST624 3/4" 6 pt. Std. Skt.	ST640 1 1/4" 6 pt. Std. Skt.
ST626 13/16" 6 pt. Std. Skt.	213R TWIST LOCK CLIP RAIL



SC15K

SC36 1 1/8" 12 pt. Crowfoot	SC52 1 5/8" 12 pt. Crowfoot
SC38 1 3/16" 12 pt. Crowfoot	SC54 1 11/16" 12 pt. Crowfoot
SC40 1 1/4" 12 pt. Crowfoot	SC56 1 3/4" 12 pt. Crowfoot
SC42 1 5/16" 12 pt. Crowfoot	SC58 1 13/16" 12 pt. Crowfoot
SC44 1 3/8" 12 pt. Crowfoot	SC60 1 7/8" 12 pt. Crowfoot
SC46 1 7/16" 12 pt. Crowfoot	SC62 1 15/16" 12 pt. Crowfoot
SC48 1 1/2" 12 pt. Crowfoot	SC64 2" 12 pt. Crowfoot
SC50 1 5/8" 12 pt. Crowfoot	218R TWIST LOCK CLIP RAIL



S16K

ST1214 7/16" 12 pt. Skt.	ST1232 1" 12 pt. Skt.
ST1216 1/2" 12 pt. Skt.	ST1234 1 1/16" 12 pt. Skt.
ST1218 9/16" 12 pt. Skt.	ST1236 1 1/8" 12 pt. Skt.
ST1220 5/8" 12 pt. Skt.	ST1240 1 1/4" 12 pt. Skt.
ST1222 11/16" 12 pt. Skt.	SF51 10" Reversible Ratchet
ST1224 3/4" 12 pt. Skt.	S110P 5" Extension
ST1226 13/16" 12 pt. Skt.	S140 Universal Joint
ST1228 7/8" 12 pt. Skt.	95 METAL BOX
ST1230 15/16" 12 pt. Skt.	




1/2" Drive Socket Sets – Chrome



S17K

ST1214 7/16" 12 pt. Std. Skt.	ST1232 1" 12 pt. Std. Skt.
ST1216 1/2" 12 pt. Std. Skt.	ST1234 1 1/16" 12 pt. Std. Skt.
ST1218 9/16" 12 pt. Std. Skt.	ST1236 1 1/8" 12 pt. Std. Skt.
ST1220 5/8" 12 pt. Std. Skt.	ST1240 1 1/4" 12 pt. Std. Skt.
ST1222 11/16" 12 pt. Std. Skt.	SF41 17" Flex Handle
ST1224 3/4" 12 pt. Std. Skt.	SF51 10" Ratchet
ST1226 13/16" 12 pt. Std. Skt.	S110P 5" Extension
ST1228 7/8" 12 pt. Std. Skt.	S140 Universal Joint
ST1230 15/16" 12 pt. Std. Skt.	99 TOOL BOX



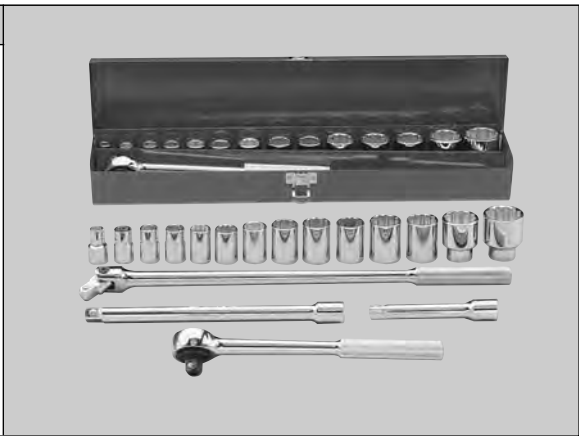
S18K

ST1214 7/16" 12 pt. Skt.	S102P 2" Extension
ST1216 1/2" 12 pt. Skt.	S110P 5" Extension
ST1218 9/16" 12 pt. Skt.	S115P 10" Extension
ST1220 5/8" 12 pt. Skt.	S140 Universal Joint
ST1222 11/16" 12 pt. Skt.	SF41 17" Flexible Handle
ST1224 3/4" 12 pt. Skt.	SF51 10" Reversible Ratchet
ST1226 13/16" 12 pt. Skt.	SH129 1/2" F to 3/8" M Adaptor
ST1228 7/8" 12 pt. Skt.	SH130 1/2" F to 3/4" M Adaptor
ST1230 15/16" 12 pt. Skt.	95 TOOL BOX
ST1232 1" 12 pt. Skt.	




S19K

ST612 3/8" 6 pt. Std. Skt.	ST632 1" 6 pt. Std. Skt.
ST614 7/16" 6 pt. Std. Skt.	ST634 1 1/16" 6 pt. Std. Skt.
ST616 1/2" 6 pt. Std. Skt.	ST636 1 1/8" 6 pt. Std. Skt.
ST618 9/16" 6 pt. Std. Skt.	ST640 1 1/4" 6 pt. Std. Skt.
ST620 5/8" 6 pt. Std. Skt.	SF41 17" Flex Handle
ST622 11/16" 6 pt. Std. Skt.	SF51 10" Ratchet
ST624 3/4" 6 pt. Std. Skt.	S110P 5" Extension
ST626 13/16" 6 pt. Std. Skt.	S115P 10" Extension
ST628 7/8" 6 pt. Std. Skt.	95 TOOL BOX
ST630 15/16" 6 pt. Std. Skt.	



Martin

1/2" Drive Socket Sets - Chrome



S22K

ST1212 3/8" 12 pt. Std. Skt.	ST1236 1 1/8" 12 pt. Std. Skt.
ST1214 7/16" 12 pt. Std. Skt.	ST1238 1 3/16" 12 pt. Std. Skt.
ST1216 1/2" 12 pt. Std. Skt.	ST1240 1 1/4" 12 pt. Std. Skt.
ST1218 9/16" 12 pt. Std. Skt.	SF41 17" Flex Handle
ST1220 5/8" 12 pt. Std. Skt.	SF51 10" Ratchet
ST1222 1 1/16" 12 pt. Std. Skt.	S102P 2" Extension
ST1224 3/4" 12 pt. Std. Skt.	S110P 5" Extension
ST1226 13/16" 12 pt. Std. Skt.	S115P 10" Extension
ST1228 7/8" 12 pt. Std. Skt.	S140 Universal Joint
ST1230 15/16" 12 pt. Std. Skt.	S15 Drive Speeder
ST1232 1" 12 pt. Std. Skt.	258 CLIP RAIL
ST1234 1 1/16" 12 pt. Skt.	99 TOOL BOX



S24K

ST1214 7/16" 12 pt. Skt.	SD1216 1/2" 12 pt. Deep Skt.
ST1216 1/2" 12 pt. Skt.	SD1218 9/16" 12 pt. Deep Skt.
ST1218 9/16" 12 pt. Skt.	SD1220 5/8" 12 pt. Deep Skt.
ST1220 5/8" 12 pt. Skt.	SD1222 1 1/16" 12 pt. Deep Skt.
ST1222 1 1/16" 12 pt. Skt.	SD1224 3/4" 12 pt. Deep Skt.
ST1224 3/4" 12 pt. Skt.	SD1226 13/16" 12 pt. Deep Skt.
ST1226 13/16" 12 pt. Skt.	SD1228 7/8" 12 pt. Deep Skt.
ST1228 7/8" 12 pt. Skt.	SD1230 15/16" 12 pt. Deep Skt.
ST1230 15/16" 12 pt. Skt.	SF41 17" Flexible Handle
ST1232 1" 12 pt. Skt.	SF51 10" Reversible Ratchet
ST1234 1 1/16" 12 pt. Skt.	S115P 10" Extension
ST1236 1 1/8" 12 pt. Skt.	BX21 TOOL BOX
ST1240 1 1/4" 12 pt. Skt.	

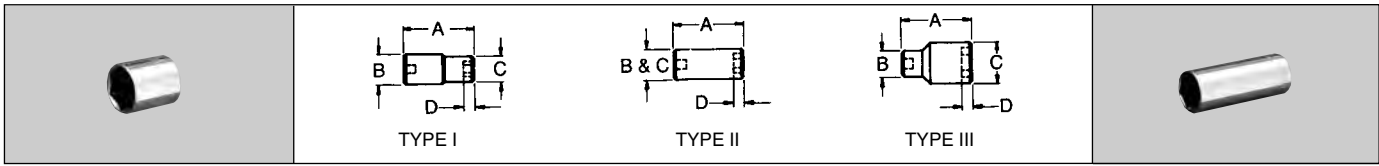


S36K

32 PIECES

ST1212 3/8" 12 pt. Std. Skt.	SD1216 1/2" 12 pt. Deep Skt.
ST1214 7/16" 12 pt. Std. Skt.	SD1218 9/16" 12 pt. Deep Skt.
ST1216 1/2" 12 pt. Std. Skt.	SD1220 5/8" 12 pt. Deep Skt.
ST1218 9/16" 12 pt. Std. Skt.	SD1222 1 1/16" 12 pt. Deep Skt.
ST1220 5/8" 12 pt. Std. Skt.	SD1224 3/4" 12 pt. Deep Skt.
ST1222 1 1/16" 12 pt. Std. Skt.	SD1226 13/16" 12 pt. Deep Skt.
ST1224 3/4" 12 pt. Std. Skt.	SD1228 7/8" 12 pt. Deep Skt.
ST1226 13/16" 12 pt. Std. Skt.	SD1230 15/16" 12 pt. Deep Skt.
ST1228 7/8" 12 pt. Std. Skt.	SD1232 1" 12 pt. Deep Skt.
ST1230 15/16" 12 pt. Std. Skt.	SD1234 1 1/16" 12 pt. Deep Skt.
ST1232 1" 12 pt. Std. Skt.	SD1236 1 1/8" 12 pt. Deep Skt.
ST1234 1 1/16" 12 pt. Std. Skt.	S15 17 1/2" Speed Handle
ST1236 1 1/8" 12 pt. Std. Skt.	S110P 5" Extension
ST1240 1 1/4" 12 pt. Std. Skt.	S115P 10" Extension
	S140 Universal Joint
	SF41 17" Flex Handle
	SF51 10" Reversible Ratchet
	SH130 1/2" F x 3/4" M Adaptor
	BX21 TOOL BOX

1/2" Drive Metric Socket Wrenches – Chrome



1/2" Square Drive 12 Point Standard — Metric

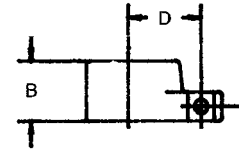
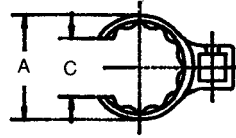
Opening	Type	Length	Drive End	Opening End	Minimum Depth	Wt. Ea. Lbs.	Chrome	Std. Qty.	Opening
		A	B	C	D		Part No.		
9 mm	I	1 ¹⁵ / ₃₂	1 ⁹ / ₁₆	3 ³ / ₆₄	7 ¹ / ₃₂	.09	STM1209	5	9 mm
10 mm	I	1 ¹⁵ / ₃₂	1 ⁹ / ₁₆	3 ³ / ₆₄	1 ⁵ / ₆₄	.09	STM1210	5	10 mm
11 mm	I	1 ¹⁵ / ₃₂	1 ⁹ / ₁₆	4 ¹ / ₆₄	9 ³ / ₃₂	.09	STM1211	5	11 mm
12 mm	I	1 ¹⁵ / ₃₂	1 ⁹ / ₁₆	1 ¹ / ₁₆	5 ¹ / ₁₆	.10	STM1212	5	12 mm
13 mm	I	1 ¹⁵ / ₃₂	1 ⁹ / ₁₆	4 ¹ / ₆₄	5 ¹ / ₁₆	.10	STM1213	5	13 mm
14 mm	II	1 ¹⁵ / ₃₂	—	1 ⁹ / ₁₆	1 ¹ / ₃₂	.12	STM1214	5	14 mm
15 mm	II	1 ¹⁵ / ₃₂	—	5 ⁹ / ₆₄	1 ¹ / ₃₂	.13	STM1215	5	15 mm
16 mm	II	1 ¹⁵ / ₃₂	—	7 ¹ / ₈	3 ¹ / ₈	.13	STM1216	5	16 mm
17 mm	II	1 ¹⁵ / ₃₂	—	1 ⁵ / ₁₆	3 ¹ / ₈	.17	STM1217	5	17 mm
18 mm	II	1 ¹⁵ / ₃₂	—	1	1 ⁹ / ₃₂	.14	STM1218	5	18 mm
19 mm	II	1 ¹⁵ / ₃₂	—	1 ¹ / ₁₆	7 ¹ / ₁₆	.19	STM1219	5	19 mm
20 mm	II	1 ¹ / ₂	—	1 ³ / ₃₂	2 ⁹ / ₆₄	.17	STM1220	5	20 mm
21 mm	II	1 ⁹ / ₁₆	—	1 ⁹ / ₆₄	1 ⁹ / ₃₂	.24	STM1221	5	21 mm
22 mm	II	1 ¹ / ₈	—	1 ¹¹ / ₆₄	1 ¹ / ₂	.24	STM1222	5	22 mm
23 mm	II	1 ⁵ / ₈	—	1 ⁷ / ₃₂	3 ³ / ₆₄	.25	STM1223	5	23 mm
24 mm	II	1 ⁵ / ₈	—	1 ¹ / ₄	3 ⁵ / ₆₄	.29	STM1224	5	24 mm
25 mm	II	1 ¹¹ / ₁₆	—	1 ⁵ / ₁₆	9 ¹ / ₁₆	.29	STM1225	5	25 mm
26 mm	III	1 ³ / ₄	1 ³ / ₃₂	1 ³ / ₈	1 ⁹ / ₃₂	.30	STM1226	5	26 mm
27 mm	III	1 ³ / ₄	1 ³ / ₃₂	1 ¹³ / ₃₂	5 ¹ / ₈	.30	STM1227	5	27 mm
30 mm	III	1 ⁷ / ₈	1 ¹ / ₈	1 ³⁷ / ₆₄	2 ¹ / ₃₂	.40	STM1230	5	30 mm
32 mm	III	1 ⁵⁹ / ₆₄	1 ¹ / ₈	1 ²¹ / ₃₂	3 ¹ / ₄	.44	STM1232	5	32 mm
36 mm	III	2	1 ²³ / ₆₄	1 ⁶¹ / ₆₄	2 ⁹ / ₃₂	.46	STM1236	5	36 mm

1/2" Square Drive 12 Point Deep — Metric

Opening	Type	Length	Drive End	Opening End	Minimum Depth	Wt. Ea. Lbs.	Chrome	Std. Qty.	Opening
		A	B	C	D		Part No.		
10 mm	I	79.5 mm	22.1 mm	15.2 mm	16.0 mm	.22	SMD1210	5	10 mm
11 mm	I	79.5 mm	22.1 mm	18.3 mm	17.0 mm	.22	SMD1211	5	11 mm
12 mm	I	79.5 mm	22.1 mm	18.8 mm	18.0 mm	.22	SMD1212	5	12 mm
13 mm	I	79.5 mm	22.1 mm	19.3 mm	20.1 mm	.26	SMD1213	5	13 mm
14 mm	I	79.5 mm	22.1 mm	21.8 mm	23.9 mm	.26	SMD1214	5	14 mm
15 mm	II	79.5 mm	21.8 mm	21.8 mm	26.9 mm	.26	SMD1215	5	15 mm
16 mm	II	79.5 mm	22.1 mm	22.1 mm	30.0 mm	.32	SMD1216	5	16 mm
17 mm	II	79.5 mm	24.4 mm	24.4 mm	31.0 mm	.32	SMD1217	5	17 mm
18 mm	II	79.5 mm	25.4 mm	25.4 mm	31.0 mm	.33	SMD1218	5	18 mm
19 mm	II	79.5 mm	26.9 mm	26.9 mm	33.0 mm	.38	SMD1219	5	19 mm
20 mm	II	79.5 mm	27.9 mm	27.9 mm	33.0 mm	.41	SMD1220	5	20 mm
21 mm	II	79.5 mm	28.4 mm	28.4 mm	33.0 mm	.41	SMD1221	5	21 mm
22 mm	II	79.5 mm	30.2 mm	30.2 mm	33.0 mm	.46	SMD1222	5	22 mm
23 mm	II	79.5 mm	31.0 mm	31.0 mm	33.0 mm	.51	SMD1223	5	23 mm
24 mm	II	79.5 mm	32.0 mm	32.0 mm	35.1 mm	.57	SMD1224	5	24 mm
25 mm	II	79.5 mm	33.3 mm	33.3 mm	35.1 mm	.70	SMD1225	5	25 mm
26 mm	II	79.5 mm	34.0 mm	34.0 mm	35.1 mm	.74	SMD1226	5	26 mm
27 mm	II	79.5 mm	35.8 mm	35.8 mm	35.1 mm	.78	SMD1227	5	27 mm

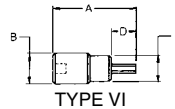
Martin

1/2" Drive Metric Socket Wrenches – Chrome



1/2" Drive Metric Crowfoot Wrench — Flare Nut 12 Pt.

Wrench Opening	Diameter of Head	Thickness of Head	Width of Slot	Length of Centers	Wt. Ea. Lbs.	Chrome	Std. Pkg. Qty.	Wrench Opening
	A	B	C	D		Part No.		
28 mm	1 ⁴³ / ₆₄	29/32	53/64	1 ⁵ / ₃₂	.19	SC28MM	5	28 mm
30 mm	1 ⁴⁷ / ₆₄	29/32	53/64	1 ³ / ₁₆	.19	SC30MM	5	30 mm
32 mm	1 ⁵⁷ / ₆₄	29/32	61/64	1 ¹⁷ / ₆₄	.19	SC32MM	5	32 mm
34 mm	1 ³¹ / ₃₂	31/32	13/64	1 ⁵ / ₁₆	.19	SC34MM	5	34 mm
36 mm	2 ³ / ₆₄	31/32	13/64	1 ¹¹ / ₃₂	.19	SC36MM	5	36 mm
38 mm	2 ⁷ / ₆₄	31/32	17/64	1 ³ / ₈	.19	SC38MM	5	38 mm
40 mm	2 ¹⁷ / ₆₄	31/32	11/64	1 ²⁹ / ₆₄	.19	SC40MM	5	40 mm
41 mm	2 ¹⁷ / ₆₄	31/32	11/64	1 ²⁹ / ₆₄	.19	SC41MM	5	41 mm
46 mm	2 ³³ / ₆₄	1 ¹ / ₃₂	1 ⁹ / ₆₄	1 ¹⁹ / ₃₂	.25	SC46MM	5	46 mm
50 mm	2 ⁴⁹ / ₆₄	1 ³ / ₃₂	1 ³⁵ / ₆₄	1 ²³ / ₃₂	.25	SC50MM	5	50 mm



1/2" Drive Hex Bit Sockets

Bit Size	Type	Length	Drive End	Opening End	Bit Length	Wt. Ea. Lbs.	Chrome	Replacement Hex Bits	Std. Pkg. Qty.	Bit Size
		A	B	C	D		Part No.			
1/2" DR	VI	6MM	83.5mm	23.74mm	45.5mm	0.2	SA6MM	SA6MMB	5	6mm
1/2" DR	VI	8MM	83.5mm	23.74mm	45.5mm	0.2	SA8MM	SA8MMB	5	8mm
1/2" DR	VI	10MM	83.5mm	23.74mm	45.5mm	0.25	SA10MM	SA10MMB	5	10mm
1/2" DR	VI	12MM	92.5mm	25.75mm	54.5mm	0.35	SA12MM	SA12MMB	5	12mm
1/2" DR	VI	14MM	92.5mm	25.75mm	54.5mm	0.4	SA14MM	SA14MMB	5	14mm
1/2" DR	VI	17MM	100mm	27.75mm	62.7mm	0.6	SA17MM	SA17MMB	5	17mm
1/2" DR	VI	19MM	100mm	27.75mm	62.7mm	0.65	SA19MM	SA19MMB	5	19mm

1/2" Drive Metric Sockets & Sets – Chrome

MS10K

SMD1216..... 16 mm 12 pt. Deep Skt.	SMD1222..... 22 mm 12 pt. Deep Skt.
SMD1217..... 17 mm 12 pt. Deep Skt.	SMD1224..... 24 mm 12 pt. Deep Skt.
SMD1218..... 18 mm 12 pt. Deep Skt.	SMD1225..... 25 mm 12 pt. Deep Skt.
SMD1219..... 19 mm 12 pt. Deep Skt.	SMD1226..... 26 mm 12 pt. Deep Skt.
SMD1220..... 20 mm 12 pt. Deep Skt.	213B..... TWIST LOCK CLIP RAIL
SMD1221..... 21 mm 12 pt. Deep Skt.	



MS16K

STM1210..... 10 mm 12 pt. Std. Skt.	STM1219..... 19 mm 12 pt. Std. Skt.
STM1211..... 11 mm 12 pt. Std. Skt.	STM1220..... 20 mm 12 pt. Std. Skt.
STM1212..... 12 mm 12 pt. Std. Skt.	STM1221..... 21 mm 12 pt. Std. Skt.
STM1213..... 13 mm 12 pt. Std. Skt.	STM1222..... 22 mm 12 pt. Std. Skt.
STM1214..... 14 mm 12 pt. Std. Skt.	STM1223..... 23 mm 12 pt. Std. Skt.
STM1215..... 15 mm 12 pt. Std. Skt.	SF51..... 10" Ratchet
STM1216..... 16 mm 12 pt. Std. Skt.	S110P..... 5" Extension
STM1217..... 17 mm 12 pt. Std. Skt.	95..... TOOL BOX
STM1218..... 18 mm 12 pt. Std. Skt.	



MS17K

STM1210..... 10 mm 12 pt. Skt.	STM1219..... 19 mm 12 pt. Skt.
STM1211..... 11 mm 12 pt. Skt.	STM1220..... 20 mm 12 pt. Skt.
STM1212..... 12 mm 12 pt. Skt.	STM1221..... 21 mm 12 pt. Skt.
STM1213..... 13 mm 12 pt. Skt.	STM1222..... 22 mm 12 pt. Skt.
STM1214..... 14 mm 12 pt. Skt.	STM1224..... 24 mm 12 pt. Skt.
STM1215..... 15 mm 12 pt. Skt.	SF51..... 10" Reversible Ratchet
STM1216..... 16 mm 12 pt. Skt.	SF41..... 17" Flexible Handle
STM1217..... 17 mm 12 pt. Skt.	S110P..... 5" Extension
STM1218..... 18 mm 12 pt. Skt.	95..... TOOL BOX


METRIC



MS18K

STM1209..... 9 mm 12 pt. Skt.	STM1219..... 19 mm 12 pt. Skt.
STM1210..... 10 mm 12 pt. Skt.	STM1220..... 20 mm 12 pt. Skt.
STM1211..... 11 mm 12 pt. Skt.	STM1221..... 21 mm 12 pt. Skt.
STM1212..... 12 mm 12 pt. Skt.	STM1222..... 22 mm 12 pt. Skt.
STM1213..... 13 mm 12 pt. Skt.	STM1224..... 24 mm 12 pt. Skt.
STM1214..... 14 mm 12 pt. Skt.	STM1227..... 27 mm 12 pt. Skt.
STM1215..... 15 mm 12 pt. Skt.	STM1230..... 30 mm 12 pt. Skt.
STM1216..... 16 mm 12 pt. Skt.	STM1232..... 32 mm 12 pt. Skt.
STM1217..... 17 mm 12 pt. Skt.	218B..... TWIST LOCK CLIP RAIL
STM1218..... 18 mm 12 pt. Skt.	

METRIC



BC10KM

BA4MM..... 4 mm Hex Bit Skt. 3/8" Dr.	BA10MM.. 10 mm Hex Bit Skt. 1/2" Dr.
BA5MM..... 5 mm Hex Bit Skt. 3/8" Dr.	SA12MM.. 12 mm Hex Bit Skt. 1/2" Dr.
BA6MM..... 6 mm Hex Bit Skt. 3/8" Dr.	SA14MM.. 14 mm Hex Bit Skt. 1/2" Dr.
BA7MM..... 7 mm Hex Bit Skt. 3/8" Dr.	SA17MM.. 17 mm Hex Bit Skt. 1/2" Dr.
BA8MM..... 8 mm Hex Bit Skt. 3/8" Dr.	213B..... TWIST LOCK CLIP RAIL
BA9MM..... 9 mm Hex Bit Skt. 3/8" Dr.	

METRIC




SC10KM

SC28MM.. 28 mm 12 Pt. Crowfoot	SC40MM.. 40 mm 12 Pt. Crowfoot
SC30MM.. 30 mm 12 Pt. Crowfoot	SC41MM.. 41 mm 12 Pt. Crowfoot
SC32MM.. 32 mm 12 Pt. Crowfoot	SC46MM.. 46 mm 12 Pt. Crowfoot
SC34MM.. 34 mm 12 Pt. Crowfoot	SC50MM.. 50 mm 12 Pt. Crowfoot
SC36MM.. 36 mm 12 Pt. Crowfoot	208B..... TWIST LOCK CLIP RAIL
SC38MM.. 38 mm 12 Pt. Crowfoot	


METRIC





MS27K

STM1210	10 mm 12 pt. Std. Skt.	STM1224	24 mm 12 pt. Std. Skt.
STM1211	11 mm 12 pt. Std. Skt.	STM1225	25 mm 12 pt. Std. Skt.
STM1212	12 mm 12 pt. Std. Skt.	STM1226	26 mm 12 pt. Std. Skt.
STM1213	13 mm 12 pt. Std. Skt.	STM1227	27 mm 12 pt. Std. Skt.
STM1214	14 mm 12 pt. Std. Skt.	STM1230	30 mm 12 pt. Std. Skt.
STM1215	15 mm 12 pt. Std. Skt.	STM1232	32 mm 12 pt. Std. Skt.
STM1216	16 mm 12 pt. Std. Skt.	STM1236	36 mm 12 pt. Std. Skt.
STM1217	17 mm 12 pt. Std. Skt.	SF41	17" Flex Handle
STM1218	18 mm 12 pt. Std. Skt.	SF51	10" Ratchet
STM1219	19 mm 12 pt. Std. Skt.	S102P	2" Extension
STM1220	20 mm 12 pt. Std. Skt.	S110P	5" Extension
STM1221	21 mm 12 pt. Std. Skt.	S115P	10" Extension
STM1222	22 mm 12 pt. Std. Skt.	S140	Universal Joint
STM1223	23 mm 12 pt. Std. Skt.	248	CLIP RAIL
		258	CLIP RAIL
		BX21	TOOL BOX

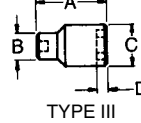
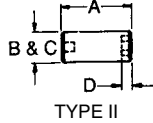
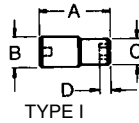


MS31K

STM1210	10 mm 12 pt. Std. Skt.	SMD1216	16 mm 12 pt. Deep Skt.
STM1211	11 mm 12 pt. Std. Skt.	SMD1217	17 mm 12 pt. Deep Skt.
STM1212	12 mm 12 pt. Std. Skt.	SMD1218	18 mm 12 pt. Deep Skt.
STM1213	13 mm 12 pt. Std. Skt.	SMD1219	19 mm 12 pt. Deep Skt.
STM1214	14 mm 12 pt. Std. Skt.	SMD1220	20 mm 12 pt. Deep Skt.
STM1215	15 mm 12 pt. Std. Skt.	SMD1221	21 mm 12 pt. Deep Skt.
STM1216	16 mm 12 pt. Std. Skt.	SMD1222	22 mm 12 pt. Deep Skt.
STM1217	17 mm 12 pt. Std. Skt.	SMD1224	24 mm 12 pt. Deep Skt.
STM1218	18 mm 12 pt. Std. Skt.	SMD1225	25 mm 12 pt. Deep Skt.
STM1219	19 mm 12 pt. Std. Skt.	SMD1226	26 mm 12 pt. Deep Skt.
STM1220	20 mm 12 pt. Std. Skt.	S110P	5" Extension
STM1221	21 mm 12 pt. Std. Skt.	S115P	10" Extension
STM1222	22 mm 12 pt. Std. Skt.	SF41	17" Flexible Handle
STM1223	23 mm 12 pt. Std. Skt.	SF51	10" Reversible Ratchet
STM1224	24 mm 12 pt. Std. Skt.	258	CLIP RAIL
STM1225	25 mm 12 pt. Std. Skt.	261	CLIP RAIL
STM1226	26 mm 12 pt. Std. Skt.	BX21	TOOL BOX

1/2" Drive Power/Impact

Martin



Martin Heavy Duty Power Impact Sockets are Specially Designed for Use with All Types of Power Wrenches. All Sockets are Hot Forged from the Finest Alloy Steels for Maximum Strength and Durability. Heat Treated by Carefully Controlled Methods, the Sockets are Accurately Broached in 6 Point Openings. All Power Impact Sockets are Finished in Rust Resistant Black Oxide.

1/2" Square Drive 6 Point Standard

Opening	Type	Length	Drive End	Opening End	Minimum Depth	Wt. Ea. Lbs.	Industrial Black	Std. Qty.	Opening
		A	B	C	D		Part No.		
3/8	I	1 1/32	15/16	2 1/32	5/32	.14	4612	5	3/8
7/16	I	1 1/32	15/16	45/64	7/32	.16	4614	5	7/16
1/2	I	1 1/32	15/16	25/32	7/64	.18	4616	5	1/2
9/16	I	1 1/32	15/16	55/64	2 1/64	.17	4618	5	9/16
5/8	II	1 1/32	—	15/16	3/8	.20	4620	5	5/8
1 1/16	II	1 1/2	—	1	3/8	.23	4622	5	1 1/16
3/4	II	1 1/2	—	1 3/64	7/16	.23	4624	5	3/4
13/16	II	1 1/8	—	1 1/32	29/64	.25	4626	5	13/16
7/8	II	1 3/8	—	1 1/32	1/2	.31	4628	5	7/8
15/16	II	1 5/8	—	1 19/64	35/64	.33	4630	5	15/16
1	III	1 11/16	1 3/8	1 23/64	35/64	.45	4632	5	1
1 1/16	III	1 3/4	1 3/8	1 7/16	5/8	.50	4634	5	1 1/16
1 1/8	III	1 13/16	1 3/8	1 1/2	2 1/32	.60	4636	5	1 1/8
1 1/16	III	1 7/8	1 3/8	1 11/16	2 1/32	.65	4638	5	1 1/16
1 1/4	III	1 59/64	1 3/8	1 3/4	3/4	.70	4640	5	1 1/4
1 5/16	III	2	1 3/8	2 1/64	1 1/16	.80	4642	5	1 5/16
1 3/8	III	2 1/16	1 11/32	2 1/16	1 1/8	.95	4644	5	1 3/8
1 1/2	III	2 1/8	1 11/32	2 3/32	1 3/8	1.00	4646	5	1 1/2
1 1/2	III	2 3/16	1 11/32	2 5/64	1 3/16	1.15	4648	5	1 1/2

1/2" Square Drive 6 Point Deep

Opening	Type	Length	Drive End	Opening End	Minimum Depth	Wt. Ea. Lbs.	Industrial Black	Std. Qty.	Opening
		A	B	C	D		Part No.		
3/8	I	3/4	15/16	5/8	5/32	.42	14612	5	3/8
7/16	I	3/4	15/16	45/64	7/32	.42	14614	5	7/16
1/2	I	3/4	15/16	25/32	17/64	.43	14616	5	1/2
9/16	I	3/4	15/16	55/64	2 1/64	.43	14618	5	9/16
5/8	II	3/4	—	15/16	3/8	.40	14620	5	5/8
1 1/16	II	3/4	—	1	2 39/64	.37	14622	5	1 1/16
3/4	II	3/4	—	1 3/64	2 1/2	.45	14624	5	3/4
13/16	II	3/4	—	1 1/32	2 1/2	.49	14626	5	13/16
7/8	II	3/4	—	1 1/32	2 3/4	.54	14628	5	7/8
15/16	II	3/4	—	1 19/64	2 27/64	.62	14630	5	15/16
1	III	3 1/2	1 1/32	1 23/64	2 15/64	.57	14632	5	1
1 1/16	III	3 1/2	1 3/64	1 7/16	2 11/32	.62	14634	5	1 1/16
1 1/8	III	3 1/2	1 1/64	1 3/8	2 3/8	.62	14636	5	1 1/8
1 1/16	III	3 1/2	1 1/64	1 3/4	2 19/32	.73	14638	5	1 1/16
1 1/4	III	3 1/2	1 1/64	1 11/64	2 19/32	.73	14640	5	1 1/4
1 5/16	III	3 3/8	1 1/64	2 1/64	2 3/16	.85	14642	5	1 5/16
1 3/8	III	3 3/8	1 11/32	2 1/8	2 39/64	.89	14644	5	1 3/8
1 1/2	III	3 5/8	1 11/32	2 3/32	2 1/2	.9	14646	5	1 1/2
1 1/2	III	3 3/4	1 11/32	2 5/64	2 1/2	1.0	14648	5	1 1/2

Item	Description	Wt. Ea. Lbs.	Part No.	Std. Pkg. Qty.
	1/2 U-Joint	.44	4140A	5
	1/2 F x 3/8M	.13	42A	5
	1/2 F x 3/4M	.44	46	5
	6" Extension	.67	4105A	5




IS6K

- | | |
|------------------------------|--------------------------------|
| 4616..... 1/2" 6 pt. Skt. | 4624 3/4" 6 pt. Skt. |
| 4618..... 9/16" 6 pt. Skt. | 4626 13/16" 6 pt. Skt. |
| 4620 5/8" 6 pt. Skt. | 208R..... TWIST LOCK CLIP RAIL |
| 4622 11/16" 6 pt. Skt. | |



IS6KD

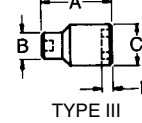
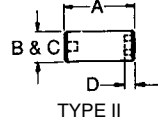
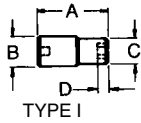
- | | |
|-----------------------------------|-----------------------------------|
| 14616..... 1/2" 6 pt. Deep Skt. | 14624..... 3/4" 6 pt. Deep Skt. |
| 14618..... 9/16" 6 pt. Deep Skt. | 14626..... 13/16" 6 pt. Deep Skt. |
| 14620..... 5/8" 6 pt. Deep Skt. | 208R..... TWIST LOCK CLIP RAIL |
| 14622..... 11/16" 6 pt. Deep Skt. | |



IS10KD

- | | |
|-----------------------------------|-----------------------------------|
| 14614..... 7/16" 6 pt. Deep Skt. | 14626..... 13/16" 6 pt. Deep Skt. |
| 14616..... 1/2" 6 pt. Deep Skt. | 14628..... 7/8" 6 pt. Deep Skt. |
| 14618..... 9/16" 6 pt. Deep Skt. | 14630..... 15/16" 6 pt. Deep Skt. |
| 14620..... 5/8" 6 pt. Deep Skt. | 14632..... 1" 6 pt. Deep Skt. |
| 14622..... 11/16" 6 pt. Deep Skt. | 213R..... TWIST LOCK CLIP RAIL |
| 14624..... 3/4" 6 pt. Deep Skt. | |

1/2" Drive Metric Socket Sets Power/Impact




1/2" Square Drive 6 Point Standard — Metric

Opening	Type	Length	Drive End	Opening End	Minimum Depth	Wt. Ea. Lbs.	Industrial Black	Std. Qty.	Opening
		A	B	C	D		Part No.		
13 mm	I	38.0 mm	24.7 mm	18.9 mm	8.0 mm	.17	4M613	5	13 mm
14 mm	I	38.0 mm	24.7 mm	20.3 mm	9.0 mm	.17	4M614	5	14 mm
15 mm	II	38.0 mm	24.7 mm	24.7 mm	9.0 mm	.17	4M615	5	15 mm
16 mm	II	38.0 mm	24.7 mm	24.7 mm	10.0 mm	.17	4M616	5	16 mm
17 mm	II	38.0 mm	26.3 mm	26.3 mm	11.0 mm	.17	4M617	5	17 mm
18 mm	II	38.0 mm	27.2 mm	27.2 mm	12.0 mm	.17	4M618	5	18 mm
19 mm	II	41.0 mm	29.5 mm	29.5 mm	12.0 mm	.09	4M619	5	19 mm
21 mm	II	41.0 mm	32.0 mm	32.0 mm	13.0 mm	.09	4M621	5	21 mm
22 mm	II	41.0 mm	33.0 mm	33.0 mm	14.0 mm	.09	4M622	5	22 mm
24 mm	II	41.0 mm	35.5 mm	35.5 mm	14.5 mm	.09	4M624	5	24 mm
27 mm	II	41.0 mm	39.6 mm	39.6 mm	14.5 mm	.09	4M627	5	27 mm

MIS6K	
4M613..... 13 mm 6 pt. Std. Skt.	4M617..... 17 mm 6 pt. Std. Skt.
4M614..... 14 mm 6 pt. Std. Skt.	4M618..... 18 mm 6 pt. Std. Skt.
4M615..... 15 mm 6 pt. Std. Skt.	208B..... TWIST LOCK CLIP RAIL
4M616..... 16 mm 6 pt. Std. Skt.	

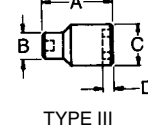
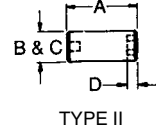
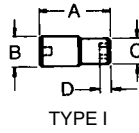


MIS11K	
4M613..... 13 mm 6 pt. Std. Skt.	4M619..... 19 mm 6 pt. Std. Skt.
4M614..... 14 mm 6 pt. Std. Skt.	4M621..... 21 mm 6 pt. Std. Skt.
4M615..... 15 mm 6 pt. Std. Skt.	4M622..... 22 mm 6 pt. Std. Skt.
4M616..... 16 mm 6 pt. Std. Skt.	4M624..... 24 mm 6 pt. Std. Skt.
4M617..... 17 mm 6 pt. Std. Skt.	4M627..... 27 mm 6 pt. Std. Skt.
4M618..... 18 mm 6 pt. Std. Skt.	213B..... TWIST LOCK CLIP RAIL





3/4" Drive Sockets & Attachments – Chrome



3/4" Square Drive 12 Point Standard Chrome


Opening	Type	Length	Drive End	Opening End	Minimum Depth	Wt. Ea. Lbs.	Chrome	Std. Qty.	Opening
		A	B	C	D		Part No.		
3/4	I	2	1 1/64	1 13/64	1/2	.40	H1224	5	3/4
13/16	II	2	—	1 19/64	1/2	.41	H1226	5	13/16
7/8	II	2	—	1 11/32	1/2	.35	H1228	5	7/8
15/16	II	2	—	1 3/8	35/64	.43	H1230	5	15/16
1	II	2 1/16	—	1 1/16	35/64	.50	H1232	5	1
1 1/16	III	2 1/16	1 1/16	1 1/16	5/8	.57	H1234	5	1 1/16
1 1/8	III	2 1/8	1 1/8	1 1/8	21/32	.65	H1236	5	1 1/8
1 1/4	III	2 1/4	1 1/4	1 11/16	21/32	.59	H1238	5	1 1/4
1 1/2	III	2 1/2	1 1/2	1 13/16	3/4	.78	H1240	5	1 1/2
1 5/16	III	2 1/4	1 1/16	1 1/8	49/64	.79	H1242	3	1 5/16
1 3/8	III	2 1/4	1 1/16	1 1/8	25/32	.69	H1244	3	1 3/8
1 1/2	III	2 5/16	1 1/8	2 1/4	7/8	.87	H1246	3	1 1/2
1 7/8	III	2 5/16	1 35/64	2 3/32	55/64	.94	H1248	3	1 7/8
1 15/16	III	2 5/16	1 19/32	2 3/32	55/64	.91	H1250	3	1 15/16
1 1/8	III	2 3/8	1 19/32	2 5/32	1	.98	H1252	3	1 1/8
1 11/16	III	2 1/16	1 1/8	2 1/32	1	1.00	H1254	3	1 11/16
1 3/4	III	2 1/2	1 21/32	2 1/16	1 1/32	1.23	H1256	3	1 3/4
1 13/16	III	2 13/16	1 3/4	2 3/8	1 1/8	1.31	H1258	3	1 13/16
1 7/8	III	2 7/8	1 3/4	2 15/32	1 1/8	1.33	H1260	3	1 7/8
2	III	3	1 3/4	2 39/64	1 1/32	1.54	H1264	1	2
2 1/16	III	3 1/32	1 15/16	2 23/32	1 1/32	2.13	H1266	1	2 1/16
2 1/8	III	3 1/16	1 15/16	2 55/64	1 1/32	2.19	H1268	1	2 1/8
2 1/4	III	3 1/8	1 15/16	2 55/64	1 3/8	2.00	H1270	1	2 1/4
2 3/8	III	3 1/4	2	3 1/16	1 3/8	2.50	H1272	1	2 3/8
2 1/2	III	3 3/4	2	3 1/16	1 3/8	2.16	H1276	1	2 1/2

Item	Description	Wt. Ea. Lbs.	Chrome Part No.	Black Part No.	Std. Pkg. Qty.	3/4" ATTACHMENTS
Flex Hdle.	21 1/2" Flexible Hdle.	5.63	H41A		1	
Flex Hdle.	21 1/2" Flexible Hdle.	5.63		BLKH41A	1	
Ratchet Repair Kit	20" Rev. Ratchet Ratchet Repair Kit	5.38 1.00	H51 H51RU		1 1	
Ratchet Repair Kit	24" Rev. Ratchet Ratchet Repair Kit	5.38 1.00		BLKH51 BLKH51RU	1 1	
Sliding T	17 1/2" Sliding Hd.	2.45	H20A		1	
Extension	3 1/2" Extension	1.27	H104		1	
Extension	8" Extension	2.25	H110		1	
Extension	16" Extension	3.13	H115		1	
Universal	U-Joint	1.08	H140		1	


3/4" Drive Socket Sets – Chrome




H12K	
<p>H1228 7/8" 12 pt. Skt. H1230 15/16" 12 pt. Skt. H1234 1 1/16" 12 pt. Skt. H1236 1 1/8" 12 pt. Skt. H1240 1 1/4" 12 pt. Skt. H1242 1 3/16" 12 pt. Skt. H1244 1 3/8" 12 pt. Skt.</p>	<p>H1246 1 7/16" 12 pt. Skt. H1248 1 1/2" 12 pt. Skt. H1252 1 5/8" 12 pt. Skt. H51 Rev. Ratchet H110 8" Extension 96A METAL BOX</p>




H17K	
<p>H1228 7/8" 12 pt. Skt. H1230 15/16" 12 pt. Skt. H1234 1 1/16" 12 pt. Skt. H1236 1 1/8" 12 pt. Skt. H1240 1 1/4" 12 pt. Skt. H1242 1 3/16" 12 pt. Skt. H1244 1 3/8" 12 pt. Skt. H1246 1 7/16" 12 pt. Skt. H1248 1 1/2" 12 pt. Skt.</p>	<p>H1252 1 5/8" 12 pt. Skt. H1256 1 3/4" 12 pt. Skt. H1258 1 3/16" 12 pt. Skt. H1260 1 7/8" 12 pt. Skt. H1264 2" 12 pt. Skt. H51 Rev. Ratchet H110 8" Extension H115 16" Extension 237 METAL BOX</p>

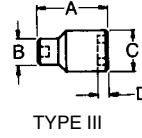
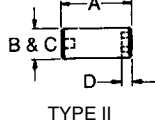
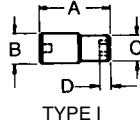


H20K	
<p>H51 Rev. Ratchet H104 3 1/2" Extension H110 8" Extension H41A 21 3/8" Flexible Hdle. H1228 7/8" 12 pt. Skt. H1230 15/16" 12 pt. Skt. H1232 1" 12 pt. Skt. H1234 1 1/16" 12 pt. Skt. H1236 1 1/8" 12 pt. Skt. H1240 1 1/4" 12 pt. Skt.</p>	<p>H1242 1 5/16" 12 pt. Skt. H1244 1 3/8" 12 pt. Skt. H1246 1 7/16" 12 pt. Skt. H1248 1 1/2" 12 pt. Skt. H1252 1 5/8" 12 pt. Skt. H1254 1 1/16" 12 pt. Skt. H1256 1 3/4" 12 pt. Skt. H1258 1 3/16" 12 pt. Skt. H1260 1 7/8" 12 pt. Skt. H1264 2" 12 pt. Skt. 237 TOOL BOX</p>



H22K	
<p>H51 Rev. Ratchet H104 3 1/2" Extension H110 8" Extension H115 16" Extension H140 Universal Joint H1228 7/8" 12 pt. Skt. H1230 15/16" 12 pt. Skt. H1232 1" 12 pt. Skt. H1234 1 1/16" 12 pt. Skt. H1236 1 1/8" 12 pt. Skt.</p>	<p>H1240 1 1/4" 12 pt. Skt. H1242 1 5/16" 12 pt. Skt. H1244 1 3/8" 12 pt. Skt. H1246 1 7/16" 12 pt. Skt. H1248 1 1/2" 12 pt. Skt. H1250 1 1/16" 12 pt. Skt. H1252 1 5/8" 12 pt. Skt. H1254 1 1/16" 12 pt. Skt. H1256 1 3/4" 12 pt. Skt. H1258 1 3/16" 12 pt. Skt. H1260 1 7/8" 12 pt. Skt. H1264 2" 12 pt. Skt. 237 TOOL BOX</p>





3/4" Square Drive 6 Point Standard








Opening	Type	Length	Drive End	Opening End	Minimum Depth	Wt. Ea. Lbs.	Industrial Black	Std. Qty.	Opening
							Part No.		
		A	B	C	D				
5/16	I	2 1/2	1 1/8	1 1/8	9/32	.65	6620	5	5/16
1 1/16	I	2 1/2	1 1/8	1 1/8	5/16	.66	6622	5	1 1/16
3/4	I	2 1/2	1 1/8	1 15/64	9/16	.67	6624	5	3/4
13/16	I	2 1/2	1 1/8	1 29/64	39/64	.75	6626	5	13/16
7/8	I	2 1/2	1 1/8	1 1/2	39/64	.91	6628	5	7/8
15/16	I	2 1/2	1 1/8	1 15/16	19/32	.77	6630	5	15/16
1	II	2 1/2	—	1 1/8	35/64	.85	6632	5	1
1 1/16	II	2 1/2	1 3/4	1 11/16	13/16	.83	6634	5	1 1/16
1 1/8	II	2 1/2	—	1 3/4	13/16	.92	6636	5	1 1/8
1 1/4	II	2 1/2	1 7/8	1 1/2	7/8	.94	6638	5	1 1/4
1 1/4	II	2 1/2	2	2	29/32	1.24	6640	3	1 1/4
1 1/8	II	2 1/2	2	2	49/64	1.38	6642	3	1 1/8
1 3/8	III	2 1/4	1 29/32	2 1/8	25/32	1.38	6644	3	1 3/8
1 1/2	III	2 1/4	1 29/32	2 1/8	51/64	1.33	6646	3	1 1/2
1 1/2	III	2 1/2	1 29/32	2 3/16	55/64	1.71	6648	3	1 1/2
1 1/4	III	2 1/2	1 29/32	2 13/32	55/64	1.80	6650	3	1 1/4
1 5/8	III	2 1/2	1 29/32	2 1/16	1	1.83	6652	3	1 5/8
1 11/16	III	2 1/2	1 29/32	2 1/8	1	1.90	6654	3	1 11/16
1 3/4	III	2 1/2	1 29/32	2 1/8	1	2.01	6656	3	1 3/4
1 13/16	III	2 1/2	1 29/32	2 5/8	1	2.16	6658	3	1 13/16
1 1/8	III	2 3/4	1 29/32	2 29/32	1 1/16	2.20	6660	3	1 1/8
1 15/16	III	2 3/4	1 29/32	2 19/16	1 1/16	2.25	6662	3	1 15/16
2	III	2 1/2	1 29/32	2 15/16	1 1/16	2.30	6664	3	2
2 1/16	III	2 1/2	1 29/32	2 1/2	1 35/64	—	6666	3	2 1/16
2 1/8	III	3 1/16	1 29/32	3 3/64	1 29/32	—	6668	3	2 1/8
2 3/16	III	3 3/16	1 29/32	3 3/64	1 19/16	—	6670	3	2 3/16
2 1/4	III	3 1/16	1 29/32	3 3/32	1 5/64	—	6672	3	2 1/4
2 3/8	III	3 1/4	1 29/32	3 3/8	2 1/16	—	6676	3	2 3/8
2 1/2	III	3 1/4	2 1/4	3 25/64	1 15/16	—	6678	3	2 1/2
2 1/2	III	3 1/4	2 1/4	3 17/32	1 15/16	—	6680	3	2 1/2

3/4" Square Drive 6 Point Deep Socket


Opening	Type	Length	Drive End	Opening End	Minimum Depth	Wt. Ea. Lbs.	Industrial Black	Std. Qty.	Opening
							Part No.		
		A	B	C	D				
3/4	I	3 1/2	1 1/8	1 15/64	21/64	1.10	16624	5	3/4
13/16	I	3 1/2	1 1/8	1 23/64	3/8	1.14	16626	5	13/16
7/8	I	3 1/2	1 1/8	1 1/2	3/8	1.24	16628	5	7/8
15/16	I	3 1/2	1 1/8	1 1/16	19/32	1.10	16630	5	15/16
1	II	3 1/2	—	1 1/8	35/64	1.30	16632	5	1
1 1/16	I	3 1/2	1 3/4	1 1/8	13/16	1.42	16634	5	1 1/16
1 1/8	I	3 1/2	1 3/4	1 11/16	13/16	1.39	16636	3	1 1/8
1 1/4	I	3 1/2	1 1/8	1 15/16	13/16	1.63	16638	3	1 1/4
1 1/4	II	3 1/2	2	1 13/16	29/32	1.58	16640	3	1 1/4
1 1/2	II	3 1/2	2	2	7/8	2.02	16642	3	1 1/2
1 3/8	III	3 1/2	1 29/32	2 1/8	7/8	2.13	16644	3	1 3/8
1 1/2	III	3 1/2	1 29/32	2 1/8	7/8	2.00	16646	3	1 1/2
1 5/8	III	3 1/2	1 29/32	2 1/16	55/64	2.33	16648	3	1 5/8
1 3/4	III	3 1/2	1 29/32	2 13/32	55/64	2.50	16650	3	1 3/4
1 7/8	III	3 1/2	1 29/32	2 1/16	55/64	2.70	16652	3	1 7/8
1 11/16	III	3 1/2	1 29/32	2 1/8	2 17/64	3.00	16654	3	1 11/16
1 3/4	III	3 1/2	1 29/32	2 1/16	2 13/64	3.20	16656	3	1 3/4
1 7/8	III	3 1/2	1 29/32	2 29/32	2 19/16	3.40	16660	3	1 7/8
2	III	3 3/4	1 29/32	2 15/16	2 23/16	4.00	16664	3	2
2 1/16	III	3 3/4	1 29/32	2 1/2	2 1/16	—	16666	3	2 1/16
2 1/8	III	4 1/4	1 29/32	3 3/64	2 1/16	—	16668	3	2 1/8
2 1/4	III	4 1/4	1 29/32	3 3/64	2 1/2	—	16670	3	2 1/4
2 3/8	III	4 1/4	1 29/32	3 3/8	2 1/2	—	16672	3	2 3/8
2 1/2	III	4 1/4	2 1/4	3 29/64	2 1/2	—	16676	3	2 1/2
2 1/2	III	4 1/4	2 1/4	3 17/32	2 1/8	—	16678	3	2 1/2
2 1/2	III	4 1/4	2 1/4	3 17/32	2 1/8	—	16680	3	2 1/2

3/4" Drive Power/Impact Attachments & Socket Sets




3/4" Drive Power/Impact Attachments					
3/4" ATTACHMENTS	Item	Description	Wt. Ea. Lbs.	Part No.	Std. Pkg. Qty.
	Adaptor	3/4F x 1/2M	.06	64A	5
	Adaptor	3/4F x 1M	.06	67	5
	Extension	7" Extension	1.77	6107	5
	Extension	10" Extension	2.25	6110	5
	Extension	13" Extension	4.15	6113	5
	Universal Joint	4 1/16 Lgth. Max.	.77	6140A	5
	Ret Ring®	Fits Part No. 64A	.01	M10005S	1
	Ret Ring®	Fits Part No. 67	.01	M10032S	1
	Ret Ring®	Fits Part No. 6107	.01	M10032S	1
	Ret Ring®	Fits Part No. 6110	.01	M10032S	1
	Ret Ring®	Fits Part No. 6113	.01	M10032S	1
	Ret Ring®	Fits Part No. 6140A	.01	M10032S	1
	Ret Ring®	Fits Part No. 6620 - 6634	.01	M10032S	1
	Ret Ring®	Fits Part No. 6636	.01	M10034S	1
	Ret Ring®	Fits Part No. 6638 - 6664	.01	M18708S	1
	Ret Ring®	Fits Part No. 16624 - 16634	.01	M10032S	1
Ret Ring®	Fits Part No. 16636 - 16664	.01	M10034S	1	

3/4" Drive 6 Point Deep 8 Pieces

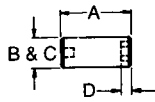
IH8K		
166287/8"	166361 1/8"	
166301 5/16"	166401 1/4"	
166321"	166421 3/8"	
166341 1/16"	166481 1/2"	

3/4" Drive 6 Point Standard 9 Pieces

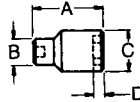
IH9K		
66243/4"	66341 1/16"	
662613/16"	66361 1/8"	
66287/8"	66381 3/16"	
66301 5/16"	66401 1/4"	
66321"		

Martin

1" Drive Chrome Sockets



TYPE II



TYPE III

1" Square Drive 12 Point Standard Chrome

Opening	Type	Length	Drive End	Opening End	Minimum Depth	Wt. Ea. Lbs.	Chrome	Std. Pkg. Qty.	Opening
		A	B	C	D		Part No.		
1 ¹ / ₁₆	II	2 ⁷ / ₃₂	1 ¹ / ₁₆	1 ¹ / ₁₆	5 ¹ / ₁₆	.90	X1234	1	1 ¹ / ₁₆
1 ¹ / ₈	II	2 ⁷ / ₃₂	1 ¹ / ₁₆	1 ¹ / ₁₆	2 ¹ / ₃₂	.90	X1236	1	1 ¹ / ₈
1 ³ / ₁₆	II	2 ⁹ / ₃₂	1 ³ / ₁₆	1 ³ / ₁₆	2 ¹ / ₃₂	.90	X1238	1	1 ³ / ₁₆
1 ¹ / ₄	II	2 ⁹ / ₃₂	1 ³ / ₁₆	1 ³ / ₁₆	3 ¹ / ₁₆	.90	X1240	1	1 ¹ / ₄
1 ⁵ / ₁₆	II	2 ¹¹ / ₃₂	1 ⁷ / ₁₆	1 ⁷ / ₁₆	4 ⁹ / ₆₄	.90	X1242	1	1 ⁵ / ₁₆
1 ³ / ₈	II	2 ⁷ / ₁₆	1 ³ / ₈	1 ⁵ / ₁₆	2 ⁵ / ₃₂	.94	X1244	1	1 ³ / ₈
1 ⁷ / ₁₆	III	2 ¹ / ₂	1 ³ / ₄	2	7 ¹ / ₈	.94	X1246	1	1 ⁷ / ₁₆
1 ¹ / ₂	III	2 ⁹ / ₁₆	1 ³ / ₄	2 ¹ / ₈	5 ⁵ / ₆₄	1.06	X1248	1	1 ¹ / ₂
1 ⁵ / ₈	III	2 ¹ / ₁₆	1 ³ / ₄	2 ¹ / ₄	1	1.06	X1252	1	1 ⁵ / ₈
1 ¹ / ₁₆	III	2 ³ / ₄	1 ¹ / ₁₆	2 ³ / ₈	1	1.50	X1254	1	1 ¹ / ₁₆
1 ³ / ₄	III	2 ¹ / ₁₆	1 ¹ / ₁₆	2 ¹ / ₂	1 ³ / ₃₂	1.50	X1256	1	1 ³ / ₄
1 ¹ / ₁₆	III	2 ⁷ / ₈	1 ¹ / ₁₆	2 ⁷ / ₁₆	1 ¹ / ₈	1.63	X1258	1	1 ¹ / ₁₆
1 ¹ / ₈	III	2 ¹ / ₁₆	2 ¹ / ₄	2 ³ / ₈	1 ¹ / ₈	1.94	X1260	1	1 ¹ / ₈
1 ¹ / ₄	III	3	2 ¹ / ₄	2 ³ / ₄	1 ¹ / ₃₂	2.25	X1262	1	1 ¹ / ₄
2	III	3	2 ¹ / ₄	2 ³ / ₄	1 ⁷ / ₃₂	2.19	X1264	1	2
2 ¹ / ₈	III	3 ¹ / ₁₆	2 ¹ / ₄	2 ¹ / ₁₆	1 ¹ / ₈	2.44	X1268	1	2 ¹ / ₈
2 ³ / ₁₆	III	3 ¹ / ₈	2 ¹ / ₄	3	1 ¹ / ₈	2.50	X1270	1	2 ³ / ₁₆
2 ¹ / ₄	III	3 ³ / ₁₆	2 ¹ / ₄	3 ¹ / ₁₆	1 ¹ / ₈	2.38	X1272	1	2 ¹ / ₄
2 ⁵ / ₁₆	III	3 ¹ / ₄	2 ¹ / ₄	3 ⁵ / ₃₂	1 ³ / ₈	2.69	X1274	1	2 ⁵ / ₁₆
2 ³ / ₈	III	3 ³ / ₁₆	2 ¹ / ₄	3 ¹ / ₄	1 ¹ / ₈	2.88	X1276	1	2 ³ / ₈
2 ⁷ / ₁₆	III	3 ⁵ / ₁₆	2 ¹ / ₄	3 ³ / ₁₆	1 ¹ / ₈	2.88	X1278	1	2 ⁷ / ₁₆
2 ¹ / ₂	III	3 ⁷ / ₁₆	2 ¹ / ₄	3 ³ / ₈	1 ¹ / ₈	3.00	X1280	1	2 ¹ / ₂
2 ⁹ / ₁₆	III	3 ¹ / ₂	2 ¹ / ₄	3 ⁵ / ₈	1 ¹ / ₂	3.13	X1282	1	2 ⁹ / ₁₆
2 ⁵ / ₈	III	3 ⁹ / ₁₆	2 ¹ / ₄	3 ⁷ / ₁₆	1 ³ / ₄	3.63	X1284	1	2 ⁵ / ₈
2 ³ / ₄	III	3 ¹ / ₁₆	2 ⁴ / ₆₄	3 ² / ₃₂	1 ³ / ₄	4.63	X1288	1	2 ³ / ₄
2 ¹ / ₁₆	III	3 ³ / ₄	2 ⁴ / ₆₄	3 ³ / ₆₄	1 ³ / ₄	5.13	X1290	1	2 ¹ / ₁₆
2 ¹ / ₁₆	III	3 ³ / ₈	2 ⁴ / ₆₄	3 ⁶ / ₆₄	2	5.25	X1294	1	2 ¹ / ₁₆
3	III	3 ¹ / ₁₆	2 ⁴ / ₆₄	4 ¹ / ₆₄	2	5.56	X1296	1	3
3 ¹ / ₈	III	4 ¹ / ₁₆	2 ⁴ / ₆₄	4 ¹ / ₆₄	2 ¹ / ₆₄	5.25	X12100	1	3 ¹ / ₈
3 ³ / ₈	III	4 ¹ / ₁₆	2 ⁴ / ₆₄	4 ⁷ / ₃₂	2 ¹ / ₆₄	6.31	X12108	1	3 ³ / ₈
3 ¹ / ₂	III	4 ¹ / ₁₆	2 ⁴ / ₆₄	4 ¹ / ₁₆	2 ¹ / ₆₄	6.50	X12112	1	3 ¹ / ₂

Martin Heavy Duty Chrome Hand Tool Sockets are Manufactured to Extremely Close Tolerances of American Alloy Steel. The 12 Point Broach Opening Provides a Secure Fit for Absolute Tightening and Loosening.

WARNING: Only Power Impact Sockets Should Be Used on Pneumatic or Electric Impact Wrenches. Never Use Chrome Sockets.

1" Drive Attachments & Socket Set

1" Drive Attachments

Item	Description	Wt. Ea. Lbs.	Chrome Part No.	Black Part No.	Std. Pkg. Qty.	1" ATTACHMENTS
Ratchet	30" Rev. Ratchet	7.94	X51		1	
Repair Kit	Ratchet Repair	1.13	X51RU		1	
Ratchet	30" Rev. Ratchet	7.94		BLKX51	1	
Repair Kit	Ratchet Repair	1.13		BLKX51RU	1	
Extension	8" Extension	2.31	X108		1	
Extension	17" Extension	4.31	X117		1	
Flex Handle	26" Flexible Hdle.	8.19	X41A		1	

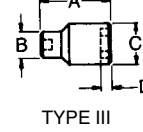
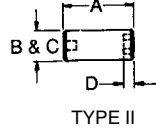
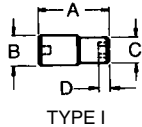
X21K

X1246 1 ¹ / ₁₆ " 12 pt. Std. Skt.	X1276 2 ³ / ₁₆ " 12 pt. Std. Skt.
X1248 1 ¹ / ₂ " 12 pt. Std. Skt.	X1280 2 ¹ / ₂ " 12 pt. Std. Skt.
X1252 1 ⁵ / ₁₆ " 12 pt. Std. Skt.	X1284 2 ⁹ / ₁₆ " 12 pt. Std. Skt.
X1254 1 ¹ / ₁₆ " 12 pt. Std. Skt.	X1288 2 ³ / ₄ " 12 pt. Std. Skt.
X1256 1 ³ / ₄ " 12 pt. Std. Skt.	X1294 2 ⁵ / ₁₆ " 12 pt. Std. Skt.
X1258 1 ⁹ / ₁₆ " 12 pt. Std. Skt.	X12100 3 ¹ / ₁₆ " 12 pt. Std. Skt.
X1260 1 ⁷ / ₈ " 12 pt. Std. Skt.	X51 Reversible Ratchet
X1264 2" 12 pt. Std. Skt.	X108 8" Extension
X1268 2 ¹ / ₈ " 12 pt. Std. Skt.	X117 17" Extension
X1270 2 ³ / ₁₆ " 12 pt. Std. Skt.	X41A Flexible Handle
X1272 2 ¹ / ₄ " 12 pt. Std. Skt.	299 METAL BOX



Martin Heavy Duty Power Impact Sockets are Specially Designed for Use with All Types of Power Wrenches. All Sockets are Hot Forged from the Finest Alloy Steels for Maximum Strength and Durability. Heat Treated by Carefully Controlled Methods, the Sockets are Accurately Broached in 6 Point Openings. All Power Impact Sockets are Finished in Rust Resistant Black Oxide.

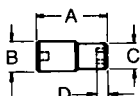
WARNING: Only Power Impact Sockets Should Be Used on Pneumatic or Electric Impact Wrenches. Never Use Chrome Sockets.



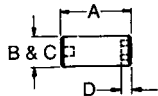
1" Drive 6 Point Standard

Opening	Type	Length	Drive End	Opening End	Minimum Depth	Wt. Ea. Lbs.	Industrial Black	Std. Pkg. Qty.	Opening
		A	B	C	D		Part No.		
3/4	I	2 1/4	2	1 1/16	1 1/4	1.13	7624	1	3/4
13/16	I	2 1/4	2	1 1/16	1 1/4	1.00	7626	1	13/16
7/8	I	2 13/32	2	1 17/32	45/64	1.06	7628	1	7/8
15/16	I	2 7/16	2	1 1/16	23/32	1.06	7630	1	15/16
1	I	2 17/32	2	1 21/32	49/64	1.19	7632	1	1
1 1/16	I	2 9/16	2	1 3/4	13/64	1.25	7634	1	1 1/16
1 1/8	I	2 9/16	2	1 13/16	27/64	1.25	7636	1	1 1/8
1 3/16	II	2 1 1/16	—	2 1/16	29/32	1.50	7638	1	1 3/16
1 1/4	II	2 1 1/16	—	2 1/16	29/32	1.50	7640	1	1 1/4
1 5/16	II	2 1 1/16	—	2 1/16	49/64	1.44	7642	1	1 5/16
1 3/8	III	2 1 1/16	2 1/8	2 1/4	49/64	1.69	7644	1	1 3/8
1 7/16	III	2 1 1/16	2 1/8	2 1/4	55/64	1.63	7646	1	1 7/16
1 1/2	III	2 1 1/16	2 1/8	2 1/4	55/64	1.56	7648	1	1 1/2
1 9/16	III	2 1 1/16	2 1/4	2 1/2	1	1.75	7650	1	1 9/16
1 5/8	III	2 1 1/16	2 1/4	2 1/2	1	1.81	7652	1	1 5/8
1 11/16	III	2 1 1/16	2 1/4	2 1/2	1	1.88	7654	1	1 11/16
1 3/4	III	2 1 1/16	2 7/16	2 3/4	1	2.50	7656	1	1 3/4
1 13/16	III	2 1 1/16	2 7/16	2 3/4	1 1/16	2.50	7658	1	1 13/16
1 7/8	III	2 3/16	2 7/16	2 3/4	1 1/16	2.56	7660	1	1 7/8
1 15/16	III	3	2 7/16	2 59/64	1 1/16	3.00	7662	1	1 15/16
2	III	3	2 7/16	2 59/64	1 11/64	2.88	7664	1	2
2 1/16	III	3	2 7/16	2 59/64	1 11/64	2.81	7666	1	2 1/16
2 1/8	III	3	2 7/16	3 1/4	1 13/64	3.63	7668	1	2 1/8
2 3/16	III	3 3/16	2 7/16	3 1/4	1 13/32	3.38	7670	1	2 3/16
2 1/4	III	3 3/16	2 7/16	3 1/4	1 13/32	3.19	7672	1	2 1/4
2 5/16	III	3 3/16	2 7/16	3 1/2	1 1/16	3.88	7674	1	2 5/16
2 3/8	III	3 3/4	2 7/16	3 1/2	1 23/64	3.75	7676	1	2 3/8
2 7/16	III	3 3/32	2 7/16	3 1/2	1 3/8	3.44	7678	1	2 7/16
2 1/2	III	3 3/16	2 7/16	3 1/2	1 1/2	3.78	7680	1	2 1/2
2 9/16	III	3 15/32	2 3/4	3 5/8	1 3/4	4.90	7682	1	2 9/16
2 5/8	III	3 15/32	2 3/4	3 5/8	1 3/4	4.95	7684	1	2 5/8
2 11/16	III	3 15/32	2 3/4	3 59/64	1 1/2	4.88	7686	1	2 11/16
2 3/4	III	3 3/16	2 3/4	3 59/64	1 3/4	4.94	7688	1	2 3/4
2 13/16	III	3 1 1/16	2 3/4	4 1/64	1 3/4	5.01	7690	1	2 13/16
2 7/8	III	3 3/4	2 3/4	4	1 3/4	5.30	7692	1	2 7/8
2 15/16	III	3 3/4	2 3/4	4 1/64	2	5.56	7694	1	2 15/16
3	III	3 3/8	2 3/4	4 1 1/64	2	5.75	7696	1	3
3 1/8	III	3 15/16	2 3/4	4 1 1/64	2 13/64	5.63	76100	1	3 1/8
3 1/4	III	4 1/16	2 3/4	4 39/64	2	6.19	76104	1	3 1/4
3 5/8	III	4 3/16	2 3/4	4 7 1/32	2 13/64	7.06	76108	1	3 5/8
3 1/2	III	4 3/16	2 3/4	4 1 1/16	2 13/64	7.25	76112	1	3 1/2

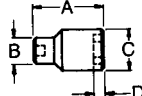
1" Drive Power/Impact Deep/Attachments



TYPE I



TYPE II

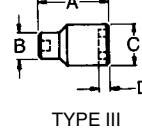
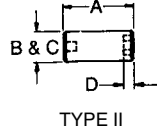
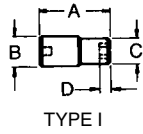


TYPE III

1" Drive 6 Point Deep

Opening	Type	Length	Drive End	Opening End	Minimum Depth	Wt. Ea. Lbs.	Industrial Black	Std. Pkg. Qty.	Opening
		A	B	C	D		Part No.		
3/4	I	3	2	1 1/16	23/64	2.25	17624	1	3/4
13/16	I	3	2	1 1/16	27/64	2.38	17626	1	13/16
7/8	I	3	2	1 17/32	39/64	2.41	17628	1	7/8
15/16	I	3	2	1 9/16	23/32	2.43	17630	1	15/16
1	I	3	2	1 21/32	23/32	2.38	17632	1	1
1 1/16	I	3	2	1 3/4	3/4	2.38	17634	1	1 1/16
1 1/8	I	3	2	1 13/16	13/16	2.39	17636	1	1 1/8
1 3/16	II	3	—	2 1/16	7/8	2.33	17638	1	1 3/16
1 1/4	II	3	—	2 1/16	29/32	2.31	17640	1	1 1/4
1 5/16	II	3	—	2 1/16	15/16	2.25	17642	1	1 5/16
1 3/8	III	3	2 1/2	2 1/4	49/64	2.10	17644	1	1 3/8
1 7/16	III	3	2 1/2	2 1/4	49/64	2.25	17646	1	1 7/16
1 1/2	III	4	2 1/2	2 1/4	55/64	2.75	17648	1	1 1/2
1 9/16	III	4	2 1/4	2 1/2	55/64	2.83	17650	1	1 9/16
1 5/8	III	4	2 1/4	2 1/2	1	2.84	17652	1	1 5/8
1 11/16	III	4	2 1/16	2 3/4	1	3.46	17654	1	1 11/16
1 3/4	III	4 1/16	2 1/16	2 3/4	1	3.46	17656	1	1 3/4
1 13/16	III	4 1/8	2 1/16	2 3/4	1	3.81	17658	1	1 13/16
1 7/8	III	4 3/16	2 1/16	2 3/4	1 1/16	3.85	17660	1	1 7/8
1 15/16	III	4 1/4	2 1/16	2 31/32	1 1/16	4.80	17662	1	1 15/16
2	III	4 3/16	2 1/16	2 31/32	1 1/8	4.52	17664	1	2
2 1/16	III	4 3/8	2 1/16	2 31/32	1 1/64	4.73	17666	1	2 1/16
2 1/8	III	4 7/16	2 1/16	3 1/4	1 1/64	5.00	17668	1	2 1/8
2 3/16	III	4 1/2	2 1/16	3 1/4	1 13/64	5.60	17670	1	2 3/16
2 1/4	III	4 21/32	2 1/16	3 1/4	1 1/32	5.30	17672	1	2 1/4
2 5/16	III	4 23/32	2 1/16	3 13/32	1 1/32	5.90	17674	1	2 5/16
2 3/8	III	4 3/4	2 1/16	3 31/64	1 1/16	6.50	17676	1	2 3/8

1" POWER OR IMPACT ATTACHMENTS	Item	Description	Wt. Ea. Lbs.	Part No.	Std. Pkg. Qty.
	Adaptor	1F x 3/4M	1.00	76	1
	Adaptor	1F x 1 1/2M	1.00	77	1
	Universal	Max Length 4.5"	3.04	7140A	1
	Extension	7" Extension	3.56	7107	1
	Extension	10" Extension	6.00	7110	1
	Extension	13" Extension	8.50	7113	1
	Ret Ring®	Fits Part No. 76	.01	M10008S	1
	Ret Ring®	Fits Part No. 77, 7140A, 7107, 7110, 7113	.01	M10010S	1
	Ret Ring®	Fits Part No. 7624 - 7642	.01	M10008S	1
	Ret Ring®	Fits Part No. 7644 - 7648	.01	M10010S	1
	Ret Ring®	Fits Part No. 7650 - 7654	.01	M10015S	1
	Ret Ring®	Fits Part No. 7656 - 7680	.01	M10016S	1
	Ret Ring®	Fits Part No. 7684 - 7696	.01	M10017S	1
	Ret Ring®	Fits Part No. 76100 - 76112	.01	M10017S	1
	Ret Ring®	Fits Part No. 17624 - 17642	.01	M10008S	1
	Ret Ring®	Fits Part No. 17644 - 17648	.01	M10010S	1
	Ret Ring®	Fits Part No. 17650 - 17652	.01	M10015S	1
	Ret Ring®	Fits Part No. 17654 - 17676	.01	M10016S	1



1½" Drive 6 Point Standard


Opening	Type	Length	Drive End	Opening End	Minimum Depth	Wt. Ea. Lbs.	Industrial Black	Std. Pkg. Qty.	Opening
		A	B	C	D		Part No.		
1½	I	3½	3¼	2¾	¾	5.70	8644	1	1½
1½	I	3½	3¼	2¾	¾	5.70	8646	1	1½
1½	I	3½	3¼	2½	5⁄8	5.70	8648	1	1½
1½	I	3½	3¼	2½	5⁄8	5.70	8650	1	1½
1½	I	3½	3¼	3	5⁄8	5.70	8652	1	1½
1½	I	3¾	3¼	3	5⁄8	5.70	8654	1	1½
1¾	I	3¾	3¼	3½	5⁄8	5.70	8656	1	1¾
1¾	I	3¾	3¼	3½	1	5.70	8658	1	1¾
1¾	I	3¾	3¼	3½	1½	5.70	8660	1	1¾
1¾	I	3¾	3¼	3½	1½	5.70	8662	1	1¾
2	II	3¾	3¼	3¼	1½	5.70	8664	1	2
2	II	3¾	3¼	3¼	1½	5.70	8666	1	2
2	II	3¾	3¼	3½	1½	6.30	8668	1	2
2	II	3¾	3¼	3½	1¾	6.40	8670	1	2
2	II	3¾	3¼	3½	1½	6.80	8672	1	2
2	III	3¾	3¼	3¾	1¾	7.20	8674	1	2
2	III	3¾	3¼	3¾	1¾	7.60	8676	1	2
2	III	3¾	3¼	3¾	1¾	7.90	8678	1	2
2	III	4	3¼	3¾	1¾	8.20	8680	1	2
2	III	4	3¼	4	1¾	8.50	8682	1	2
2	III	4½	3¼	4	1½	8.80	8684	1	2
2	III	4½	3¼	4½	1½	8.90	8686	1	2
2	III	4½	3¼	4½	1½	9.10	8688	1	2
2	III	4¾	3¼	4½	1¾	9.30	8690	1	2
2	III	4¾	3¼	4½	1¾	9.50	8692	1	2
2	III	4¾	3¼	4¾	1¾	9.80	8694	1	2
2	III	4¾	3¼	4¾	1¾	9.90	8696	1	2
2	III	4¾	3¼	4¾	1¾	12.70	8698	1	2
2	III	4¾	3¼	4¾	1¾	12.70	86100	1	2
2	III	4¾	3¼	4¾	1¾	12.50	86102	1	2
3	III	4¾	3¼	5	1¾	14.00	86104	1	3
3	III	4¾	3¼	5	1¾	13.70	86106	1	3
3	III	4¾	3¼	5	1¾	13.40	86108	1	3
3	III	4¾	3¼	5	1¾	13.50	86110	1	3
3	III	4¾	3¼	5	1¾	13.90	86112	1	3
3	III	5	3¼	5½	1¾	14.40	86114	1	3
3	III	5	3¼	5½	1¾	15.00	86116	1	3
3	III	5	3¼	5½	1¾	14.70	86118	1	3
3	III	5	3¼	5½	1¾	14.70	86120	1	3
3	III	5½	3¼	5½	1¾	16.00	86122	1	3
3	III	5½	3¼	5½	1¾	15.50	86124	1	3
3	III	5½	3¼	5½	1¾	18.40	86126	1	3
4	III	5½	3¼	5½	1¾	18.00	86128	1	4
4	III	5½	3¼	5½	1¾	17.50	86130	1	4
4	III	5½	3¼	6	1¾	20.20	86132	1	4
4	III	5½	3¼	6	1¾	19.70	86134	1	4
4	III	5½	3¼	6	1¾	19.20	86136	1	4
4	III	5½	3¼	6½	1¾	22.00	86138	1	4
4	III	5½	3¼	6½	1¾	21.60	86140	1	4
4	III	5½	3¼	6½	1¾	21.00	86142	1	4
4	III	6	3¼	6½	1¾	23.60	86144	1	4
4	III	6	3¼	6½	1¾	23.60	86148	1	4
4	III	6	3¼	6½	1¾	22.50	86152	1	4

1½" Attachments

1½" DRIVE ATTACHMENTS	Item	Description	Wt. Ea. Lbs.	Industrial Black	Std. Pkg. Qty.			
				Part No.				
	Adaptor Universal	1½" F x 1M Max. length 8.25"	3.40	87A	1			
				8140A	1			
	Extension	8" Extension	8.80	8108	1			
				Extension	12" Extension	12.10	8112	1
							Extension	15" Extension
	Ret Ring®	Fits Part No. 87A - 8670 Fits Part No. 8672 - 86152	.01	M10020S	1			
				M10025S	1			


Hammers

Only *Martin* Provides This Added Warranty —
If a Hammer Head Should Loosen at Any Time,
Return It for Handle Replacement or a New Hammer.



Standard Ball Peen — G Series — Wood and Fiberglass Handles

Head Weight	Overall Length	Head Length	Bell Dia.	Face	Peen	Replacement Handle		Weight With Handle	Industrial Black Head Finish		Std. Pkg. Qty.	Head Weight
		A	B	C	D	Wood	Fiberglass Kit		Wood Handle	Fiberglass Handle		
2 oz.	9½	2¼	⅝	⅝	17/32	HH49		.25	101G		6	2 oz.
4 oz.	9½	2½	¾	¾	⅝	HH50		.37	102G		6	4 oz.
8 oz.	11½	3½	15/16	15/16	25/32	HH53		.66	103G		6	8 oz.
12 oz.	13¼	3¾	17/32	19/16	19/16	HH59		1.0	104G		6	12 oz.
1 lb.	14¼	4	17/32	9/64	1	HH59	HH105106FG	1.3	105G	105FG	6	1 lb.
1½ lb.	14½	4¼	17/32	1½	13/64	HH59	HH105106FG	1.5	106G	106FG	6	1½ lb.
1½ lb.	14¾	45/16	121/64	15/64	1½	HH66	HH107FG	1.8	107G	107FG	6	1½ lb.
2 lb.	15¼	5	1½	17/32	1¼	HH66	HH108FG	2.4	108G	108FG	4	2 lb.
2½ lb.	16¼	55/16	121/32	127/64	123/64	HH69	HH109110FG	3.0	109G	109FG	4	2½ lb.
3 lb.	16¾	5½	123/32	115/32	115/32	HH71	HH109110FG	3.4	110G	110FG	4	3 lb.



Utility Ball Peen — D Series

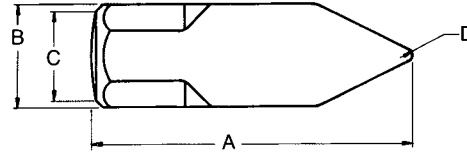
Head Weight	Overall Length	Head Length	Bell Dia.	Face	Peen	Replacement Handle	Weight With Handle	Shot Blasted Head Finish	Std. Pkg. Qty.	Head Weight
		A	B	C	D			Part No.		
8 oz.	12	3½	15/16	19/16	25/32	HH53	.66	63D	6	8 oz.
12 oz.	12	3¾	17/32	15/16	15/16	HH59	1.0	64D	6	12 oz.
1 lb.	14¼	4	17/32	9/64	1	HH59	1.3	65D	6	1 lb.
1½ lb.	14½	4¼	17/32	1½	13/64	HH59	1.5	66D	6	1½ lb.
1½ lb.	14¾	45/16	121/64	15/64	1½	HH66	1.8	67D	6	1½ lb.
2 lbs.	15¼	5	1½	17/32	1¼	HH66	2.4	68D	4	2 lbs.
2½ lbs.	16¼	55/16	121/32	127/64	123/64	HH69	3.0	69D	4	2½ lbs.
3 lbs.	16¾	5½	123/32	115/32	115/32	HH71	3.4	70D	4	3 lbs.

Always wear eye protection. A hammer blow should always be struck squarely. Avoid glancing blows. Never use hammers, punches or chisels with "mushroomed" heads.

Martin

Hammers

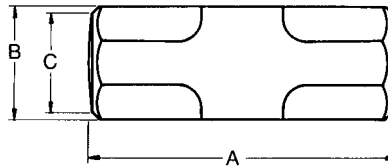
Only *Martin* Provides This Added Warranty —
If a Hammer Head Should Loosen at Any Time,
Return It for Handle Replacement or a New Hammer.



Always wear eye protection. A hammer blow should always be struck squarely. Avoid glancing blows. Never use hammers, punches or chisels with "mushroomed" heads.

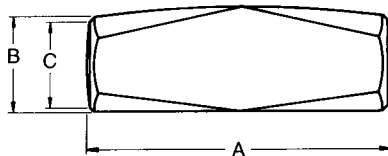
Cross Peen Engineer / Blacksmith Hand

Head Weight	Overall Length	Head Length	Bell Dia.	Face	Peen	Replacement Handle	Weight With Handle	Industrial Black Head Finish	Std. Pkg. Qty.	Head Weight
		A	B	C	D			Part No.		
2 lbs.	15½	4¾	1½	1⅜	⅜R	HH45	2.7	121G	4	2 lb.
2½ lbs	15½	5⅛	1⅞	1⅝	⅜R	HH45	3.2	122G	4	2½ lb.
3 lbs.	15½	5¼	1¾	1⅝	¼R	HH45	3.7	123G	4	3 lb.



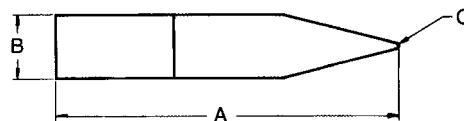
Double Faced Engineer's / Blacksmith

Head Weight	Overall Length	Head Length	Bell Dia.	Face	Replacement Handle	Weight With Handle	Industrial Black Head Finish	Std. Pkg. Qty.	Head Weight
		A	B	C			Part No.		
2 lbs.	15½	4	1½	1⅜	HH45	2.7	141G	4	2 lb.
2½ lbs	15½	4½	1½	1⅜	HH45	3.2	142G	4	2½ lb.
3 lbs.	15½	5⅛	1⅞	1⅝	HH45	3.7	143G	4	3 lb.



Hand Drilling

Head Weight	Overall Length	Head Length	Bell Dia.	Face	Replacement Handle	Weight With Handle	Industrial Black Head Finish	Std. Pkg. Qty.	Head Weight
		A	B	C			Part No.		
2 lbs.	10½	4⅛	1¾	1⅜	HH92	2.6	192G	4	2 lbs.
3 lbs.	10½	4¾	1½	1⅜	HH92	3.6	193G	4	3 lbs.
4 lbs.	10½	4¾	1¾	1⅝	HH92	4.4	194G	4	4 lbs.



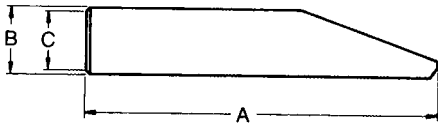
Scaling Hammer (Boiler Pick)

Head Weight	Overall Length	Head Length	Face Length	Face Radius	Replacement Handle	Weight with Handle Lbs.	Industrial Black Head Finish	Std. Pkg. Qty.	Head Weight
		A	B	C			Part No.		
1 lb.	14	5⅛	1⅜	⅜	HH59	1.4	132G	6	1 lb.



Hammers


Only *Martin* Provides This Added Warranty —
If a Hammer Head Should Loosen at Any Time,
Return It for Handle Replacement or a New Hammer.



Always wear eye protection. A hammer blow should always be struck squarely. Avoid glancing blows. Never use hammers, punches or chisels with “mushroomed” heads.

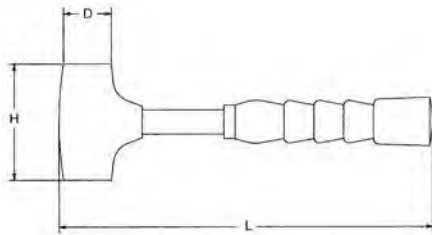
Setting Paneing Hammer

Head Weight	Overall Length	Head Length	Head Width	Face Width	Replacement Handle	Weight with Handle Lbs.	Industrial Black Head Finish	Std. Pkg. Qty.	Head Weight
		A	B	C			Part No.		
12 oz.	13½	4 ¹³ / ₁₆	7/ ₈	3/ ₄	HH801	1.1	30G	6	12 oz.
1 lb.	13½	5 ¹ / ₁₆	1 ¹ / ₁₆	1 ¹ / ₁₆	HH801	1.4	31G	6	1 lb.



Sledge Hammer

Head Weight	Head Length	Face Width	Handle Length	Replacement Handle	Weight with Handle Lbs.	Industrial Black Head Finish	Std. Pkg. Qty.	Head Weight
						Part No.		
4 lbs.	5¼	1 ¹³ / ₁₆	32	HH418	4.3	S844SH	5	4 lbs.
6 lbs.	6	2 ¹ / ₈	32	HH6810	7.1	S846H	5	6 lbs.
8 lbs.	6½	2¼	32	HH6810	9.1	S848H	5	8 lbs.
10 lbs.	7	2½	32	HH6810	11.1	S8410H	5	10 lbs.
12 lbs.	7½	2 ⁵ / ₈	34	HH1216	13.2	S8412H	5	12 lbs.
16 lbs.	8¼	2½	34	HH1216	17.2	S8416H	4	16 lbs.



Surface protective, non-marring and non-sparking brass head provides a lot of driving power in a compact hammer. Standard Super Grip (SG) requires less “squeeze” when swinging heavy hammer, reducing strain and fatigue. Ideal for use with heavy gloves.

Brass Hammers

Part No.	Approx. Head Wt.	Std. Pkg.	Ship. Wt.	D	H	L
HSB15	1.5 lb.	5	2.01 lb.	1/1.25	3.5	12
HSB25	2.5 lb.	2	2.72 lb.	1.25/1.5	3.5	12
HSB4	3.5 lb.	2	3.85 lb.	1.65/1.78	3.7	12



Dead Blow Hammers

Part No.	Approx. Head Wt.	Std. Pkg.	Ship. Wt.	D	H	L
HPD1	1.25 lb.	5	1.85 lb.	1.6/2.1	3.9	11
HPD2	1.5 lb.	5	2.10 lb.	2.05/2.4	4.3	12
HPD3	2.2 lb.	2	2.71 lb.	2.4/2.7	4.7	12
HPD4	2.9 lb.	2	3.50 lb.	2.75/3.1	5	13

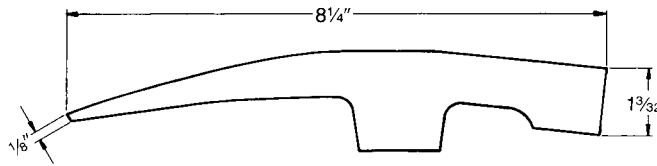


Shot loaded head produces the most complete dead blow effect (no rebound) ever offered for 30% more striking force than conventional hammers. Fiberglass handle and pliable Standard Super Grip combine with the dead blow effect to reduce effort, strain, vibration and noise.


Martin

Hammers

Only *Martin* Provides This Added Warranty —
If a Hammer Head Should Loosen at Any Time,
Return It for Handle Replacement or a New Hammer.


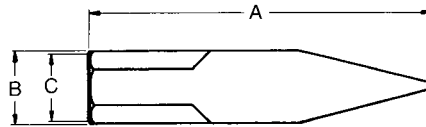


Always wear eye protection. A hammer blow should always be struck squarely. Avoid glancing blows. Never use hammers, punches or chisels with "mushroomed" heads.



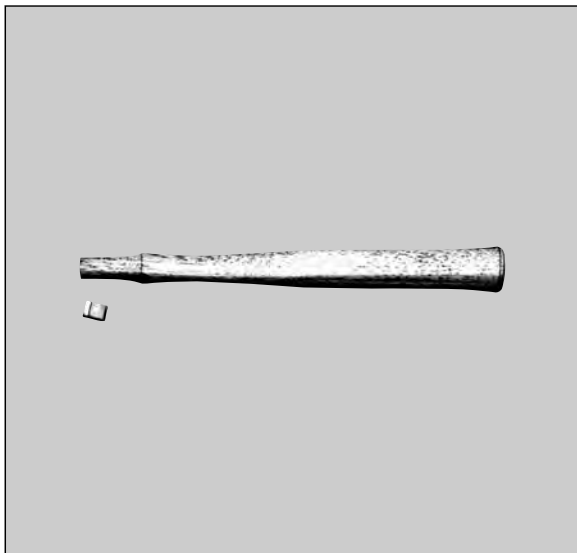
Brick Hammer

Head Weight	Overall Length	Replacement Handle Kit	Weight with Handle Lbs.	Industrial Black Head Finish	Std. Pkg. Qty.	Head Weight
				Part No.		
1 1/2 lbs.	11	HH173FG	2.0	173	6	1 1/2 lb.



Tinner's Riveting Hammer

Head Weight	Overall Length	Head Length	Head Width	Face Width	Replacement Handle	Weight with Handle Lbs.	Industrial Black Head Finish	Std. Pkg. Qty.	Head Weight
		A	B	C			Part No.		
4 oz.	9 1/4	3 1/16	9/16	15/32	HH50	.38	25G	6	4 oz.
8 oz.	11	4 1/4	3/4	21/32	HH53	.76	26G	6	8 oz.
12 oz.	13 1/2	4 3/4	29/32	25/32	HH801	1.1	27G	6	12 oz.
1 lb.	14	5 1/8	31/32	27/32	HH801	1.4	28G	6	1 lb.



Hickory Hammer Handles

Part Number	Std. Pkg. Qty.	Approx. Length	Use For
HH42A18	12	18	165 Body Hammer
HH42B	12	12	All Body Hammers (Except 165 & 155)
HH45	12	16	Cross Peen and Double Face Eng. and 155
HH49	12	9 1/4	2 oz. Ball Peen
HH50	12	10	4 oz. Ball Peen/4 oz. Riveting
HH53	12	12	8 oz. Ball Peen/8 oz. Riveting
HH59	12	14 1/2	12 oz. Ball Peen
HH59	12	14 1/2	1 lb., 1 1/4 lb. Ball Peen
HH66	12	16	1 1/2, 2 lb. Ball Peen
HH69	12	17	2 1/2 lb. Ball Peen
HH71	12	17	3 lb. Ball Peen
HH92	12	10 1/2	All Hand Drilling
HH801	12	13 3/4	12 & 16 oz. Riveting and Settling
HH418	12	32	4 lb. Sledge
HH6810	12	33	6, 8 & 10 lb. Sledge
HH1216	12	35	12 & 16 lb. Sledge



Fiberglass Replacement Handle Kits






Part Number	Std. Pkg. Qty.	Approx. Length	Use For
HH105106FG	1	13	1 lb. and 1 1/4 lb. Ball Peen — G Series
HH107FG	1	14	1 1/2 lb. Ball Peen — G Series
HH108FG	1	16	2 lbs. Ball Peen — G Series
HH109110FG	1	16	2 1/2 lb. and 3 lb. Ball Peen — G Series
HH173FG	1	12 1/2	1 1/2 lbs. Brick Hammer
HHBFFG	1	12	All Body Hammers with 12" Handle

Screwdrivers

- Ergonomically & Accurately Sized Cellulose Acetate Handles.
- Rugged, Impact and Chemical Resistant.
- Color Coded Inlays for Easy Identification.
- Forged Nickel-Chrome Molybdenum Alloy Blades.
- Serrated Faces to Resist Slipping.
- Bright Zinc Plate to Resist Corrosion.
- All drivers meet or exceed ANSI/ASME standards and specifications for hardness and torque



WARNING: Acetate handles are not intended to act as insulation. Never use screwdrivers as prybars or chisels.

		Cabinet and Electrical Screwdrivers					
		Blade Length	Blade Width	Type	Wt. Ea. Lbs.	Part No.	Std. Pkg. Qty.
 <p>NARROW TIP, ROUND SHANK</p>	4	3/16	Cabinet	.14	SDE4-1	6	
	6	3/16	Electrical	.15	SDE6-1	6	
	8	3/16	Electrical	.16	SDE8-1	6	
		Mechanic's and Heavy Duty Screwdrivers					
		Blade Length	Blade Width	Type	Wt. Ea. Lbs.	Part No.	Std. Pkg. Qty.
 <p>WIDENED TIP, ROUND SHANK</p>	4	1/4	Mechanic's	.20	SDR4-1	6	
	6	5/16	Heavy Duty	.30	SDR6-1	6	
	8	3/8	Heavy Duty	.49	SDR8-1	6	
		Phillips Screwdrivers					
		Blade Length	Phillips Size	Type	Wt. Ea. Lbs.	Part No.	Std. Pkg. Qty.
 <p>PRECISION HEAD, ROUND SHANK</p>	3	No. 1	Phillips	.13	SDP3-1	6	
	4	No. 2	Phillips	.20	SDP4-1	6	
	6	No. 3	Phillips	.30	SDP6-1	6	
		Square-Blade Screwdrivers					
		Blade Length	Blade Width	Type	Wt. Ea. Lbs.	Part No.	Std. Pkg. Qty.
 <p>STURDY TIP, SQUARE SHANK</p>	4	1/4	Square	.21	SDS4-1	6	
	6	5/16	Square	.34	SDS6-1	6	
	8	3/8	Square	.55	SDS8-1	6	
	10	1/2	Square	.62	SDS10-1	6	
	12	5/8	Square	.70	SDS12-1	6	
		Stubby Screwdrivers					
		Blade Length	Width/ Size	Type	Wt. Ea. Lbs.	Part No.	Std. Pkg. Qty.
 <p>TIGHT CLEARANCE, STURDY</p>	1 1/2	1/4	Stubby	.10	SDS1-1	6	
	1 1/2	No. 2	Phillips	.10	SDP1-1	6	



SD10K



SDR7K-1



SDR5K-1



SDP4K-1



SDR4K-1



SDS3K-1

SDR4K-1 4pc Screwdriver Combo Set

SDR4-1	Mechanics, 4"	1/4 Rd-C x 4"
SDE4-1	Electrical, 4"	3/16 Rd-C x 4"
SDP3-1	#1 Phillips, 3"	P1 x 3"
SDP4-1	#2 Phillips, 4"	P2 x 4"
P696	Pouch	

SDR5K-1 5pc Screwdriver Combo Set

SDR4-1	Mechanics, 4"	1/4 Rd-C x 4"
SDE4-1	Electrical, 4"	3/16 Rd-C x 4"
SDR6-1	Mechanics, 6"	5/16 Rd-C x 6"
SDR8-1	Mechanics, 8"	3/8 Rd-K x 8"
SDS1-1	Mechanics, 1-1/2"	1/4 Sq-K x 1.5"
P696	Pouch	

SDR7K-1 7pc Screwdriver Combo Set

SDE4-1	Electrical, 4"	3/16 Rd-C x 4"
SDE6-1	Electrical, 6"	3/16 Rd-C x 6"
SDP3-1	#1 Phillips, 3"	P1 x 3"
SDP4-1	#2 Phillips, 4"	P2 x 4"
SDP6-1	#3 Phillips, 6"	P3 x 6"
SDR4-1	Mechanics, 4"	1/4 Rd-C x 4"
SDR6-1	Mechanics, 6"	5/16 Rd-C x 6"
P496	Pouch	

SDS3K-1 HD Screwdriver Set

SDS4-1	SQ-Blade, 4"	1/4 Sq x 4"
SDS6-1	SQ-Blade, 6"	5/16 Sq x 6"
SDS8-1	SQ-Blade, 8"	3/8 Sq x 8"
P696	Pouch	

SD10K 10pc Screwdriver Combo Set

SDE4-1	Electrical, 4"	3/16 Rd-C x 4"
SDE6-1	Electrical, 6"	3/16 Rd-C x 6"
SDR4-1	Mechanics, 4"	1/4 Rd-C x 4"
SDR6-1	Mechanics, 6"	5/16 Rd-C x 6"
SDS1-1	Mechanics, 1-1/2"	1/4 Sq-K x 1.5"
SDS8-1	SQ-Blade, 8"	3/8 Sq-K x 8"
SDP1-1	#2 Phillips, 1-1/2"	P2 x 1.5"
SDP3-1	#1 Phillips, 3"	P1 x 3"
SDP4-1	#2 Phillips, 4"	P2 x 4"
SDP6-1	#3 Phillips, 6"	P3 x 6"

SDP4K-1 4pc Phillips Set

SDP1-1	#2 Phillips, 1-1/2"	P2 x 1.5"
SDP3-1	#1 Phillips, 3"	P1 x 3"
SDP4-1	#2 Phillips, 4"	P2 x 4"
SDP6-1	#3 Phillips, 6"	P3 x 6"
P696	Pouch	

Heavy-Duty Gasket Scrapers Chisel and Punch Sets







Martin's patented two composite ergonomically designed handle provides maximum comfort and secure grip. Capped end in direct contact with the shaft allows the user to strike the tool without handle damage. Blade extends throughout the handle. Hardened and tempered the entire length for maximum durability

Set contains 1/2" x 10"; 3/4" x 10"; 1" x 10"; 1-1/2" x 10".

- Cleaning gasket material, adhesives and all general scraping in automotive and engineering applications.
- Used for scraping carbon from cylinder heads, pistons and other metal surfaces.

GS4K	Gasket Scraper Set 4 Pc. Heavy Duty Gasket Scraper Set	Wt. 2.5 lb.
GS50	1/2" x 10" Long Gasket Scraper	<ul style="list-style-type: none"> • USA Alloy Steel • Heavy Duty 3/88 Shank
GS75	3/4" x 10" Long Gasket Scraper	
GS100	1" x 10" Long Gasket Scraper	
GS150	1-1/2" x 10" Long Gasket Scraper	

Part No.		Size	Weight	Std. Pkg. Qty.
GS50		1/2" x 10"	.57	6
GS75		3/4" x 10"	.57	6
GS100		1" x 10"	.58	6
GS150		1-1/2" x 10"	.59	6

Chisel Sets



CC6K		6 PIECES
C8	1/4" Cold Chisel	
C10	3/16" Cold Chisel	
C12	5/16" Cold Chisel	
C16	1/2" Cold Chisel	
C20	5/8" Cold Chisel	
C24	3/4" Cold Chisel	
C66	KIT BAG	

**WARNING: Never use hammers with "mush-roomed" heads. They may chip and cause injury.
"ALWAYS WEAR SAFETY GOGGLES"**

Punch Sets



PP7K		7 PIECES
P2	1/16" Pin Punch	
P3	3/32" Pin Punch	
P4	1/8" Pin Punch	
P5	5/32" Pin Punch	
P6	3/16" Pin Punch	
P8	1/4" Pin Punch	
P10	5/16" Pin Punch	
C70	KIT BAG	




LP7K		7 PIECES
P23	3/32" Lg. Taper	
P24	1/8" Lg. Taper	
P25	5/32" Lg. Taper	
P26	3/16" Lg. Taper	
P26A	7/32" Lg. Taper	
P27	1/4" Lg. Taper	
P28	5/16" Lg. Taper	
C187	KIT BAG	

Combination Chisel & Punch Sets



PC6K		6 PIECES
C16	1/2" Cold Chisel	
C24	3/4" Cold Chisel	
P42	1/2" Center Punch	
P4	1/8" Pin Punch	
P6	3/16" Pin Punch	
P16	3/16" Solid Punch	
C66	KIT BAG	



PC14K		14 PIECES
C42	1/4" Cape Chisel	
C16	1/2" Cold Chisel	
C20	5/8" Cold Chisel	
C24	3/4" Cold Chisel	
C28	7/8" Cold Chisel	
C60	1/4" Diamond Pt. Chisel	
C72	1/4" Hlf. Rd. Nose Chisel	
P40	3/8" Center Punch	
P24	1/8" Drift Punch	
P25	5/32" Lg. Taper Punch	
P6	3/16" Pin Punch	
P8	1/4" Pin Punch	
P14	1/8" Solid Punch	
P18	1/4" Solid Punch	
C14	KIT BAG	

WARNING: "ALWAYS WEAR SAFETY GOGGLES"

Prick Punch					Center Punch								
Stock Size	Length	Wt. Ea. Lbs.	Industrial Black	Std. Pkg. Qty.	Point Size	Stock Size	Length	Wt. Ea. Lbs.	Industrial Black	Std. Pkg. Qty.			
A	B		Part No.		A	B	C		Part No.				
3/8	5	.14	P32	12	3/32	1/4	3 1/2	.06	P38	12			
1/2	6	.27	P33	12	5/32	5/16	4 1/4	.08	P39	12			
					3/16	3/8	5	.15	P40	12			
					1/4	1/2	6	.30	P42	12			
					5/8	5/8	6 1/4	.25	P43	6			
Pin Punch					Solid Punch								
Point Size	Stock Size	Length	Pin Length	Wt. Ea. Lbs.	Industrial Black	Std. Pkg. Qty.	Point Size	Stock Size	Length	Taper Length	Wt. Ea. Lbs.	Industrial Black	Std. Pkg. Qty.
A	B	C	D		Part No.		A	B	C	D		Part No.	
1/16	1/4	4	3/4	.05	P2	12	3/32	5/16	5	1 1/4	.02	P13	12
3/32	5/16	4 1/2	7/8	.12	P3	12	1/8	3/8	5	1 1/4	.16	P14	12
1/8	3/8	4 3/4	1	.12	P4	12	5/32	3/8	5	1 1/4	.16	P15	12
5/32	7/16	5	1	.12	P5	12	3/16	3/8	5	1 1/2	.16	P16	12
3/16	3/8	5 1/4	1 1/4	.17	P6	12	1/4	3/8	6	1 1/2	.16	P18	12
7/32	1/2	5 1/2	1 1/4	.18	P7	12	5/16	1/2	6	2	.31	P19	12
1/4	3/4	5 3/4	1 1/4	.29	P8	12							
5/16	1/2	6	1 1/4	.33	P10	12							

Long Taper Punch						
Point Size	Stock Size	Length	Taper Length	Wt. Ea. Lbs.	Industrial Black	Std. Pkg. Qty.
A	B	C	D		Part No.	
3/32	5/16	8	3 1/2	.12	P23	12
1/8	3/8	8	3 1/2	.16	P24	12
5/32	3/8	9	4 1/4	.25	P25	12
3/16	1/2	10	6 1/2	.45	P26	12
7/32	1/2	10	6 1/2	.45	P26A	12
1/4	3/4	12	7 1/4	.88	P27	6
5/16	3/8	12	7 1/4	.94	P28	6
1/4	3/4	15	7 1/4	1.66	P28A	6
5/16	3/8	16	9 1/2	1.33	P29	6
3/8	3/4	15	8	1.66	P34	6

Chisels

WARNING: "ALWAYS WEAR SAFETY GOGGLES"

Cold Chisel						Long Cold Chisel					
Cut Width	Stock Size	Length	Wt. Ea. Lbs.	Industrial Black	Std. Pkg. Qty.	Cut Width	Stock Size	Length	Wt. Ea. Lbs.	Industrial Black	Std. Pkg. Qty.
A	B	C		Part No.		A	B	C		Part No.	
1/4	1/4	5	.07	C8	12	3/4	5/8	12	1.13	C120	6
5/16	1/4	5	.08	C10	12	5/8	1/2	12	.70	C124	12
3/8	5/16	5 1/2	.13	C12	12	3/4	3/8	18	1.67	C126	3
1/2	7/16	6	.26	C16	12	7/8	3/4	12	1.50	C129	6
5/8	1/2	6 1/2	.37	C20	12	1	3/4	12	1.50	C132	6
3/4	5/8	7	.62	C24	12	1	3/4	18	2.33	C133	3
7/8	3/4	7 1/2	.93	C28	6						
1	7/8	8	1.34	C32	6						

Cape Chisel						Half Round Chisel					
Point Size	Stock Size	Length	Wt. Ea. Lbs.	Industrial Black	Std. Pkg. Qty.	Point Size	Stock Size	Length	Wt. Ea. Lbs.	Industrial Black	Std. Pkg. Qty.
A	B	C		Part No.		A	B	C		Part No.	
1/8	5/16	5 1/2	.10	C39	12	3/16	3/8	5 1/2	.16	C71	12
3/16	3/8	5 1/2	.16	C40	12	1/4	3/8	5 1/2	.29	C72	12
1/4	3/8	5 1/2	.29	C42	12						

Diamond Point Chisel					
Point Size	Stock Size	Length	Wt. Ea. Lbs.	Industrial Black	Std. Pkg. Qty.
A	B	C		Part No.	
1/8	5/16	5	.10	C58	12
3/16	3/8	5 1/2	.18	C59	12
1/4	3/8	5 3/4	.18	C60	12
3/8	3/8	7	.58	C62	6

Lineman's Plier

Overall Length	Jaw Length	Jaw Width	Jaw Thickness	Wt. Ea. Lbs.	Part No.	Std. Pkg. Qty.
A	B	C	D			
7-1/4	1-1/4	15/16	9/16	0.68	P307	6
8-1/2	1-1/2	1-1/4	9/16	1.00	P308	6

High leverage electrician's general use pliers feature beveled nose, serrated crush area and comfort grip handles.

New England Pattern Lineman's Plier

Overall Length	Jaw Length	Jaw Width	Jaw Thickness	Wt. Ea. Lbs.	Part No.	Std. Pkg. Qty.
A	B	C	D			
9-1/2	1-1/2	1-5/16	5/8	1.04	P309	6

Heavy duty, high leverage design features built in connector crimper, fishtape puller, serrated crush area and comfort grips.

Diagonal Cutting Plier

Overall Length	Jaw Length	Jaw Width	Jaw Thickness	Wt. Ea. Lbs.	Part No.	Std. Pkg. Qty.
A	B	C	D			
6-1/4	7/8	25/32	7/16	0.38	P206	6
7-3/8	1	7/8	7/16	0.52	P2075	6

High leverage comfort grip handles decrease fatigue for easy cutting.

Long Chain Nose Side Cutting Pliers

Overall Length	Jaw Length	Jaw Width	Jaw Thickness	Wt. Ea. Lbs.	Part No.	Std. Pkg. Qty.
A	B	C	D			
6-1/4	2	7/8	13/32	0.32	P506	6
7-7/8	2-5/8	1	7/16	0.49	P507	6

High leverage comfort grip handles for powerful gripping and cutting.

Tongue and Groove Pliers

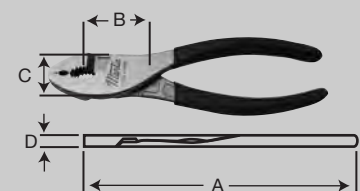

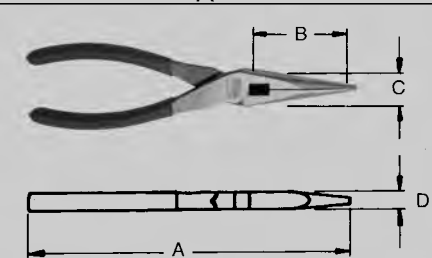
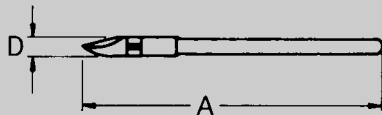

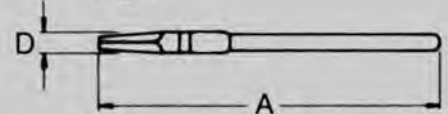
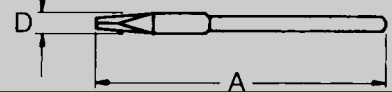

Overall Length	Jaw Length	Jaw Opening	Jaw Thickness	Wt. Ea. Lbs.	Part No.	Std. Pkg. Qty.
A	B	C	D			
7	13/16	13/16	3/8	0.42	P407	6
9-3/4	1-1/4	1-1/2	7/16	0.92	P510	6
12-7/8	1-11/16	2-3/4	1/2	1.76	P71275	6

Flush Rivet design allows close access to work surfaces and tight areas, undercut adjustment grooves for non-slip grip and comfort grip handles

Combination Slip Joint Pliers

Overall Length	Jaw Length	Jaw Width	Jaw Thickness	Wt. Ea. Lbs.	Part No.	Std. Pkg. Qty.
A	B	C	D			
6-3/4	1-13/16	1-1/4	13/32	0.48	P2065	6
8-1/4	2	1-11/32	7/16	0.60	P208	6
10	2-3/8	1-1/2	15/32	0.98	P210	6

Flush rivet design offers three working surfaces, two jaw openings, wire cutter and comfort grips.



Pliers Sets



PL3K 3 Pc. General Purpose Pliers Set	
P506	6 1/4" Long Chain Nose Side Cutting
P2065	6 3/4" Combination Slip Joint
P510	9 3/4" Tongue and Groove
P1796	Pouch




PL4K 4 Pc. General Purpose Pliers Set	
P507	7 7/8" Long Chain Nose Side Cutting
P510	9 3/4" Tongue and Groove
P208	8" Combination Slip Joint
P2075	7 3/8" Diagonal Cutting
P1996	Pouch



PL3KSJ 3 Pc. Combination Slip-Joint Pliers Set	
P2065	6 3/4" Combination Slip Joint
P208	8 1/4" Combination Slip Joint
P210	10" Combination Slip Joint
P1896	Pouch



PL3KTG 3 Pc. Tongue and Groove Pliers Set	
P407	7" Tongue and Groove
P510	9 3/4" Tongue and Groove
P71275	12 7/8" Tongue and Groove
P2096	Pouch



One Tool Does it All!

Martin's patented retaining ring pliers are capable of servicing both internal and external retaining rings. *Martin's* pliers offer superior performance with unique features:

- Reverse on the fly — Switch from Internal to External with one hand.
- Patented Jaws provide positive tip retention and alignment.
- P1421 features an adjustable stop for small rings.
- P75 features an automatic ratchet lock that keeps rings locked open or closed. Ideal for large rings up to 4".

Snap Ring Ring Pliers

Part Number	Description	Internal	External	Weight Ea. Lbs.	Std. Pkg. Qty.
P1421	Quick Switch Retaining Ring Pliers with adjustable stop - Includes 5 pairs of color-coded interchangeable tips and Allen wrench in handy pouch. Tip sizes: Straight- .023", .036", .047" (0.6mm, 0.9mm, 1.2mm) Bent 90° - .036", .047" (0.9mm, 1.2mm)	1/4" - 1" mm - 26mm	1/8" - 1" 3mm - 26mm	0.3	6
P1434	Quick Switch Retaining Ring Pliers - Includes 5 pairs of color-coded interchangeable tips and Allen wrench in handy pouch. Tip sizes: Straight- .036", .047", .070" (0.9mm, 1.2mm, 1.8mm) Bent 90° - .036", .047" (0.9mm, 1.2mm)	3/8" - 2" 10mm - 51mm	1/4" - 2" 7mm - 51mm	0.6	6
P75	Quick Switch Ratcheting Plier - Includes 6 pairs of color-coded interchangeable tips and Allen wrench in handy pouch. Tip sizes: Bent 15° - .090", 1.08", .120" (2.3mm, 2.7mm, 3.0mm) Bent 90° - .090", .108", .120" (2.3mm, 2.7mm, 3.0mm).	1 3/16" - 4" 46mm - 102mm	1 1/2" - 4" 32mm - 102mm	1.18	6
P87	Retaining Ring Tool - Includes 6 pairs of color-coded interchangeable tips and Allen wrench in handy pouch. Tip sizes: Bent 20° - .120", .150", .180" (3.0mm, 3.8mm, 4.6mm) Bent 90° - .120", .150", .180" (3.0mm, 2.8mm, 4.6mm).	3/2" - 7" 90mm - 175mm	3/2" - 7" 90mm - 175mm	3.05	6

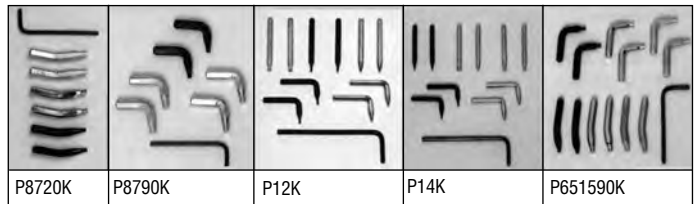


Snap Ring Plier Sets

PL1450K	2 Piece Snap Ring Plier Set w/ Molded Foam Tray Includes P1421 & P1434	1.20	1
PL1465K	3 Piece Snap Ring Plier Set w/ Plastic Box Includes P1421, P1434 & P75	3.50	1

Tip Kits

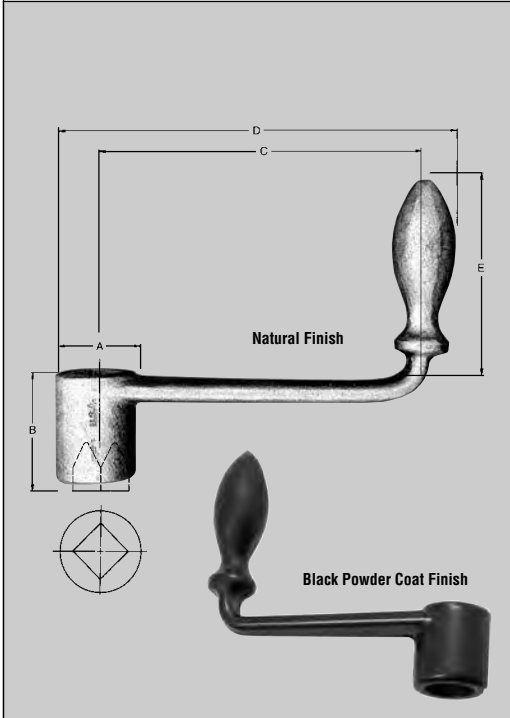
Part No.	Description	Contents	Wt.
P12K	Tip Kit for P1221 & P1421	5 Tips & Allen Wrench in a Pouch	0.04
P14K	Tip Kit for P1234 & PP1434	5 Tips & Allen Wrench in a Pouch	0.04
P651590K	Tip Kit for P65 & P75	5 Tips & Allen Wrench in a Pouch	0.12
P8720K	Tip Kit 20° for P87	3-20° Tips & Allen Wrench in a Pouch	0.12
P8790K	Tip Kit 90° for P87	3-90° Tips & Allen Wrench in a Pouch	0.12



Crank Handles



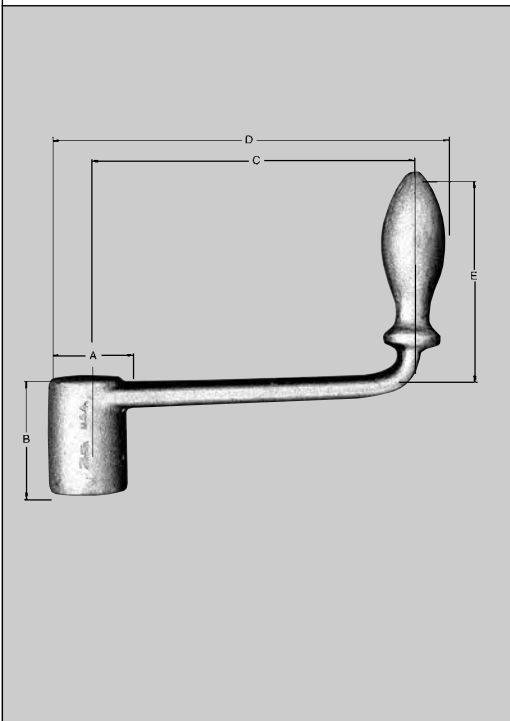
Broached Crank Handles



Square Broached Openings, with Counterbore in Free End of Hub. Special Bends, Offsets, and Broached Openings Also Available.

Stock Square Bore	Hub		Length		Height Handle Above Arm	Wt. Ea. Lbs.	Black Powder Coat Finish	Natural Finish	Std. Pkg. Qty.
	Dia.	Length	Center Hub to Center Handle	Overall			Part No.	Part No.	
	A	B	C	D	E	Part No.	Part No.		
1/2	1	1 1/4	1 3/4	2 3/8	2 3/8	.46	CH00BC	CH00B	1
1/2	1	1 1/4	2 1/4	3 3/8	2 1/2	.53	CH0BC	CH0B	1
3/16	1 1/4	1 1/2	3	4 1/16	2 3/4	.83	CH1BC	CH1B	1
1/2	1 1/16	1 5/16	3 1/2	4 1/2	3	.74	CH2BC	CH2B	1
3/16	1 1/4	1 3/8	4	5 3/8	3 1/8	1.0	CH4BC	CH4B	1
3/8	1 1/4	1 13/16	5	6 3/8	3 3/8	1.3	CH6BC	CH6B	1
1 1/16	1 1/4	2	6	7 3/8	3 3/8	1.4	CH8BC	CH8B	1
3/4	1 3/8	2 1/16	7	8 3/4	3 3/8	1.6	CH10BC	CH10B	1
7/8	1 9/16	2 1/16	8	9 3/8	3 3/8	2.3	CH12BC	CH12B	1
7/8	1 1/2	2 1/2	9 3/8	10 1/2	3 3/8	2.7	CH14BC	CH14B	1
1	1 3/4	3	10	11 1/2	4	3.6	CH16BC	CH16B	1

Unfinished Crank Handles



Unfinished Cranks are Plain Forgings Without a Hole in the Hub.

Max Square Bore	Hub		Length		Height Handle Above Arm	Wt. Ea. Lbs.	Natural Finish	Std. Pkg. Qty.
	Dia.	Length	Center Hub to Center Handle	Overall			Part No.	
	A	B	C	D	E	Part No.		
5/8	1	1 1/4	1 3/4	2 3/8	2 3/8	.46	CH00U	1
5/8	1	1 1/4	2 1/4	3 3/8	2 1/2	.53	CH0U	1
13/16	1 1/4	1 1/2	3	4 1/16	2 3/4	.83	CH1U	1
3/8	1 1/16	1 5/16	3 1/2	4 1/2	3	.74	CH2U	1
13/16	1 1/4	1 3/8	4	5 3/8	3 1/8	1.0	CH4U	1
13/16	1 1/4	1 13/16	5	6 3/8	3 3/8	1.3	CH6U	1
13/16	1 1/4	2	6	7 3/8	3 3/8	1.4	CH8U	1
7/8	1 3/8	2 1/16	7	8 3/4	3 3/8	1.6	CH10U	1
1	1 9/16	2 1/16	8	9 3/8	3 3/8	2.3	CH12U	1
1	1 1/2	2 1/2	9 3/8	10 1/2	3 3/8	2.7	CH14U	1
1 1/8	1 3/4	3	10	11 1/2	4	3.6	CH16U	1

Extra Deep Throat, Copper Plated Fatigue Proof Spindles, Permanent Type Pads.

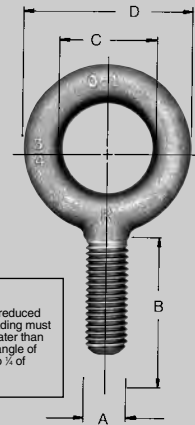
Inch Capacity	Throat Depth	Spindle Diameter	Minimum Proof Test	Weight Each-Lbs.	Part Number	Std. Pkg. Qty.
0-2	2	1/2	3500 lbs.	1.4	CC402	1
0-3	2 3/8	1/2	3500 lbs.	2.2	CC403	1
0-4	2 3/4	3/4	6500 lbs.	3.4	CC404	1
0-6	3 5/8	3/4	6900 lbs.	5.0	CC406	1
0-8	4 1/2	3/4	6900 lbs.	7.8	CC408	1
0-10	5 3/8	3/4	8000 lbs.	11.0	CC410	1
0-12	5 3/4	7/8	9500 lbs.	15.8	CC412	1



EXTRA DEEP THROAT CLAMP

Shot Blasted Finish Meets ANSI B18.15-1985

A	Threads/Inch	B	Eye		*Rated Capacity	Weight Each-Lbs.	Part Number	Std. Pkg. Qty.
			C	D				
1/4	20	1	3/4	1 1/16	500	.06	EB1	1
3/16	18	1 1/8	7/8	1 1/8	900	.10	EB2	1
1/2	16	1 1/4	1	1 11/16	1300	.15	EB3	1
3/8	14	1 3/8	1 1/16	1 13/16	1800	.21	EB4	1
1/2	13	1 1/2	1 1/16	2 1/8	2400	.30	EB5	1
3/8	12	1 3/4	1 1/4	2 1/4	3000	.55	EB6	1
1/2	11	1 3/4	1 3/8	2 5/16	4000	.61	EB7	1
3/4	10	2	1 1/2	2 9/16	5000	.98	EB8	1
1/2	9	2 1/4	1 5/8	3 3/16	7000	1.53	EB9	1
1	8	2 1/2	1 3/4	3 5/16	9000	2.06	EB10	1
1 1/8	7	2 3/4	2	4	12000	2.90	EB11	1
1 1/4	7	3	2 5/16	4 7/16	15000	4.11	EB12	1
1 1/2	6	3 1/2	2 1/2	5 5/16	21000	6.73	EB14	1



WARNING
Rated capacity is substantially reduced when loading at any angle. Loading must never be made at an angle greater than 45° from bolt centerline. At an angle of 45° rated capacity is reduced to 1/2 of shown rating.

EYEBOLTS PLAIN PATTERN

Shot Blasted Finish Meets ANSI B18.15-1985

A	Threads/Inch	B	Eye		E	*Rated Cpcly.-Lbs.	Weight Each-Lbs.	Part Number	Std. Pkg. Qty.
			C	D					
1/4	20	1	3/4	1 1/16	1 1/16	500	.06	EB21	1
3/16	18	1 1/8	7/8	1 1/8	7/8	900	.11	EB22	1
1/2	16	1 1/4	1	1 11/16	1 1/16	1300	.18	EB23	1
3/8	14	1 3/8	1 1/16	1 13/16	1 3/16	1800	.23	EB24	1
1/2	13	1 1/2	1 1/16	2 1/8	1 1/16	2400	.35	EB25	1
3/8	12	1 3/4	1 1/4	2 1/4	1 1/2	3000	.47	EB26	1
1/2	11	1 3/4	1 3/8	2 5/16	1 19/32	4000	.70	EB27	1
3/4	10	2	1 1/2	2 9/16	1 23/32	5000	1.10	EB28	1
1/2	9	2 1/4	1 11/16	3 3/16	2 1/32	7000	1.70	EB29	1
1	8	2 1/2	1 13/16	3 3/16	2 1/32	9000	2.36	EB30	1
1 1/8	7	2 3/4	2	4 1/16	2 19/32	12000	3.41	EB31	1
1 1/4	7	3	2 3/16	4 3/16	2 27/32	15000	4.68	EB32	1
1 1/2	6	3 1/2	2 1/2	5 5/16	3 3/16	21000	7.77	EB34	1



WARNING
Rated capacity is substantially reduced when loading at any angle. Loading must never be made at an angle greater than 45° from bolt centerline. At an angle of 45° rated capacity is reduced to 1/2 of shown rating.

EYEBOLTS SHOULDER PATTERN

Pinch or Pry Bar



Die Bar — Pry Bar



Size	Length	Wt. Ea. Lbs.	Bright Zinc	Industrial Black	Std. Pkg. Qty.	Size	Length	Wt. Ea. Lbs.	Chrome	Industrial Black	Std. Pkg. Qty.
			Part No.	Part No.					Part No.	Part No.	
3/8	16	1.3	196C	196	1	1/2	12	.70	192C	192	1
1/2	24	3.0	197C	197	1	3/8	15	.87	193C	193	1
3/4	30	5.25	198C	198	1	1/2	18	1.6	194C	194	1

WARNING: Never substitute a pry bar with a screwdriver. "ALWAYS WEAR SAFETY GOGGLES"

Tool Boxes & Kit Bags



SOCKET BOXES

Width	Depth	Height	Wt.	Part No.
9½	3¾	1½	1.24	93
16 ¹³ / ₁₆	3¾	1½	2.00	94
18¼	3¾	2	2.39	95
25½	5¼	3	6.24	96A
14¼	4¾	2	1.88	98
19¼	5 ¹ / ₁₆	2	3.36	99
26¼	8 ⁵ / ₁₆	3¾	15.15	237
31	11½	4¾	21.50	299

KIT BAGS

No. of Pouches	Length (inches)	Height (inches)	Wt. (Lbs.)	Part Number
14	22 ⁵ / ₈	15 ¹ / ₈	.35	C14
5	19½	40¼	.83	C55
6	15¾	21¼	.34	C60B
6	8	12¾	.12	C66
7	13½	11 ¹ / ₈	.18	C70
8	19¼	19½	.39	C81
9	17½	15	.28	C90
11	25½	23¾	.61	C110
11	24½	17¾	.43	C111
14	29½	30¾	.84	C140
15	28	29¾	.84	C150
18	34½	24¾	.89	C180
5	9¾	15½	.17	C185
7	13¾	16½	.24	C187
1	8¾	2 ¹ / ₁₆	.04	C591
1	5¾	2¾	.03	C691
1	4¾	2 ¹ / ₁₆	.02	C791



CLIP RAILS













Length	Color	Drive	Wt.	Part No.
8"	Blue			208B
8"	Red			208R
13"	Blue			213B
13"	Red			213R
18"	Blue			218B
18"	Red			218R
	Black	3/8"		238T
	Black	1/2"		212T
	Black	3/4"		234T



TOOL BOXES

Width	Depth	Height	Wt.	Part No.
16	7	7½	5.10	BX18
19 ⁷ / ₆₄	7	7½	7.00	BX21
26 ⁷ / ₆₄	12 ⁷ / ₆₄	15	51.00	BX26

Only *Martin* Provides This Added Warranty —
If a Hammer Head Should Loosen at Any Time, Return
It for Handle Replacement or a New Hammer.

Type		Description	Body Hammers Part No.		Std. Pkg. Qty.
			Wood Handles	Fiberglass Handles	
DINGING HAMMER		For fender and high-crowned panel dinging or bumping. Both high and low-crown faces for "on or off dolly" work. Faces, 1¼" and 1½". Round heads, 6" overall. Weight 1.04 lbs.	150G	150FG	6
DINGING HAMMER		For light dinging and long reach. Square face permits dinging close to moulding or beading. Faces, 1¼" round, 1½" square head 6" overall. Weight .85 lbs.	151G	—	6
HIGH CROWN CROSS PEEN HAMMER		Two high-crowned faces for concave surfaces on doors, rear quarter panels, fenders and hoods. Faces 1½", 6" overall. Weight 1.02 lbs.	152G	—	6
CROSS CHISEL HAMMER		Excellent for finishing. Cross peen used for working in sharp corners around mouldings and for caulking. Round face — 1½" diameter. Chisel — 3" long. Weight .87 lbs.	153G	153FG	6
CURVED CROSS CHISEL HAMMER		Excellent for finishing. Cross peen used for working in sharp corners around mouldings and for caulking. Well balanced curved chisel for work in close places. Round face — 1½" diameter. Chisel — 3" long. Weight .85 lbs.	153GB	153FGB	6
CROSS CHISEL SHRINKING HAMMER		Cross grooved. Extra wide faces are cross grooved and used for shrinkage on large surfaces — chisel end used on sharp corners. Flat round face — 1½" diameter. Chisel — 3" long. Weight .87 lbs.	153S	—	6
VERTICAL CHISEL HAMMER		Excellent for finishing. Cross peen used for working in sharp corners around mouldings and for caulking. Vertical chisel end used on sharp corners. Round face — 1½" diameter. 5/8" Chisel — 5½" long. Weight .85 lbs.	154G	154FG	6
VERTICAL CHISEL SHRINKING HAMMER		Cross grooved. Extra wide faces are cross grooved and used for shrinkage on large surfaces — vertical chisel end used on sharp corners. Round face — 1½" diameter. Chisel — 5½" long. Weight .87 lbs.	154S	154SFG	6
FENDER BUMPER		For bumping where hand and dolly cannot reach. Ample clearance for obstructions. Also used as a caulking iron. Length of head, 8¾". Weight 2.8 lbs.	155G	155FG	4
PICK HAMMER		Long-reach, thin point for low spot on low-crown panels. Reaches over inner obstructions. One high-crown face. Face, 1¼" round point, 1/32" radius. Length of pointed end, 5½". Weight .91 lbs.	156G	156FG	6
CURVED PICK HAMMER		Like 156G except pick end is bent in arc of normal blow. Reaches behind reinforcements to difficult spots. Face, 1¼" round point, 1/32" radius. Length of pointed end, 5½". Weight .86 lbs.	156GB	—	6

Body Hammers











Only *Martin* Provides This Added Warranty —
If a Hammer Head Should Loosen at Any Time, Return
It for Handle Replacement or a New Hammer.




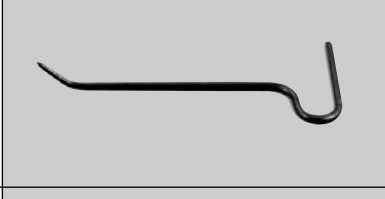
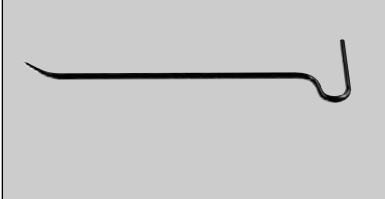

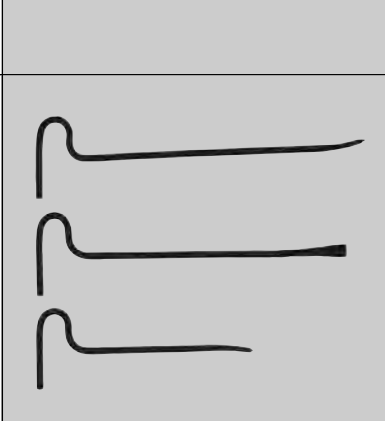
Type		Description	Body Hammers Part No.		Std. Pkg. Qty.
			Wood Handles	Fiberglass Handles	
GENERAL PURPOSE PICK HAMMER		Medium size point and reach for general work. Low crown strawberry point for perfect balance. Face, 1¹/₁₆" round point, 3¹/₃₂" radius. Length of pick end, 3³/₄". Weight .91 lbs.	158G	158FG	6
ROUND POINT FINISHING HAMMER		Blunt point — long reach. For low spots on high crown panels and other work with long reach. Will not pick holes in the metal. Round face — 1¹/₁₆" diameter. Blunt point 3" long. Weight .81 lbs.	158GM	158FGM	6
SHARP POINT FINISHING HAMMER		Sharp point — long reach. For low spots on high crown panels and other work with long reach. Round face — 1¹/₁₆" diameter. Sharp point 3" long. Weight .79 lbs.	158GMS	—	6
HEAVY DUTY BUMPING HAMMER		For heavy gauge truck fenders and panels. Also used in straightening reinforcements, braces, etc. Faces, 1¹/₄" round and 1¹/₁₆" square head, 4" overall. Weight 1.1 lbs.	160G	160FG	6
DINGING HAMMER		Short-reach, lightweight. One low-crown, square face. Lightest dinging hammer in line. Faces, 1¹/₄" round and 1¹/₁₆" square. Head, 4" overall. Weight .83 lbs.	161G	161FG	6
SHRINKING HAMMER		For work in close quarters. Expertly machined serrations on the round face. Plain square face, 1¹/₄" round serrated face, 1¹/₄" diameter. 4" overall. Weight .78 lbs.	162G	162FG	6
UTILITY PICK HAMMER		Blunt point, short reach. For low spots in high-crown panels and other work with small clearance. Face, 1¹/₁₆" round point, 3¹/₃₂" radius. Length of pointed end, 2" head, 4" overall. Weight .75 lbs.	164G	164FG	6
PICK HAMMER		Lightweight. Provides stubby pick point and high-crown peen-type faces. Will ding out small dents in high fins. No need to remove panels. Long reach, 18" handle. Weight 5 oz.	165G	—	6
PICK HAMMER		Lightweight. Provides stubby pick point and high-crown peen-type faces. Will ding out small dents in high fins. No need to remove panels. 12" handle. Weight 4 oz.	166G	—	6
CROSS PEEN FINISHING HAMMER		Used to bump odd fender or bumper contours. Round face — 1¹/₁₆" diameter peen end 3¹/₁₆" x 7¹/₈". 5" overall head length. 12" handle. Weight .91 lbs.	168G	168FG	6
HIGH CROWN CROSS PEEN FINISHING HAMMER		Ideal for forming radiuses, contours and curves-restoration, bike tanks. High Crown face — 1¹/₁₆" diameter. 2¹/₄" radius. Peen end 3¹/₁₆" x 1". 5" overall head length. 12" handle. Weight 1.0 lbs.	168HC	168HCFG	6
LARGE FACE PICK FINISHING HAMMER		For finishing and caulking. Round face — 1¹/₁₆" diameter. 4¹/₂" overall head length. 13" handle. Weight 1.0 lbs.	169G	169FG	6
DOOR SKIN HAMMER		Rectangular heads fit in door flanges. Bent Head - medium crown - starts door skin fold. Straight head - high crown - for finishing. 12" overall length. Weight .94 lbs.	170G	170FG	6

Type		Description	Part No.	Std. Pkg. Qty.
LIGHT WEIGHT TOE DOLLY		Designed for flat surfaces. All the features of a toe dolly. Sizes 4$\frac{3}{4}$" x 2$\frac{1}{4}$" x 1$\frac{1}{16}$". Weight 1.8 lbs.	1057	1
TOE DOLLY		Thinness and length provide easy accessibility to narrow pockets. Large, flat face is frequently used in shrinking and dinging flat panels. The flat sides furnish a convenient anvil for repairing flanges. Sizes 4$\frac{3}{4}$" x 2$\frac{3}{8}$" x 1$\frac{1}{8}$". Weight 3.0 lbs.	1058	1
SHRINKING DOLLY (SERRATED)		Shaped like a toe dolly but has one face covered with raised serrations for shrinking metal stretched by dents. Weight 3.4 lbs.	1058S	1
HEEL DOLLY		Design makes it possible to reach easily into sharp corners and wide radii. These features are exclusive to the Heel Dolly and continue its high demand. Sizes 3$\frac{1}{4}$" x 2$\frac{1}{2}$" x 1$\frac{1}{16}$". Weight 2.7 lbs.	1059	1
GENERAL PURPOSE DOLLY		Provides convenient and comfortable hand hold during heaviest blows. Weight, balance and several differently crowned working faces, together with two beading and flange lips, give this dolly broad general use. Sizes 2$\frac{7}{8}$" x 2$\frac{1}{2}$" x 2$\frac{1}{4}$". Weight 3 lbs.	1060	1
UTILITY DOLLY		High-crown dolly with one narrow beading edge. Thick rounded sides are useful in short radii curves. Wide application of uses in high-crown portions of hoods, fenders and body panels. Sizes 3$\frac{1}{2}$" x 3" x 1$\frac{1}{8}$". Weight 2.9 lbs.	1061	1
EGG SHAPED DOLLY		This unique shape with high crown design is a very popular shape, with many different curves and angles. Sizes 1$\frac{1}{2}$" x 2$\frac{1}{2}$" x 3$\frac{3}{4}$". Weight 3.1 lbs.	1064	1
LIGHT WEIGHT WEDGE DOLLY		Short, slender general purpose Dolly. Good hand grip. Also used for beads or flanges on fenders. Thin edge is useful for corners and beading. Flat side works under long curve of fender Size 2$\frac{3}{4}$" x 2$\frac{1}{2}$" x 4$\frac{27}{64}$". Weight 2.7 lbs.	1065	1
WEDGE DOLLY		Long, slender general purpose dolly. Widely favored by many body repair men for all-around use. The long, thin lip is very useful in working behind reinforcements. Sizes 5$\frac{3}{4}$" x 2$\frac{3}{8}$" x 2$\frac{3}{16}$". Weight 4 lbs.	1067	1
LOW CROWN DOLLY		Specially designed for use on low-crown panels where medium and high-crown dollies would stretch the metal. Angle between the sides and large face is less than 90°, which permits this dolly to reach into the corner of a flanged edge. Size 3$\frac{3}{8}$" x 2$\frac{3}{4}$" x 1$\frac{1}{8}$". Weight 3.3 lbs.	1068	1
"CHAMPION" HEAVYWEIGHT DOLLY		Heavy duty, general purpose fender dolly. A necessity on heavy gauge fenders which resist the blows of lighter dollies. Brings out the toughest damage. Seats comfortably in the hand and protects fingers from a swinging blow. Sizes 3$\frac{3}{8}$" x 3$\frac{3}{8}$" x 2$\frac{1}{16}$". Weight 4.6 lbs.	1070	1

Body and Fender Repair Tools





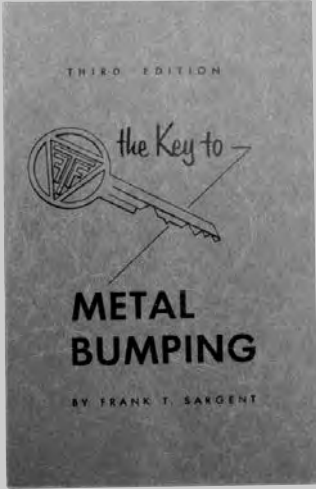
Body Spoons

Type		Description	Part No.	Std. Pkg. Qty.
LIGHT DINGING SPOON		To ding ridges smooth and level. When held against ridge and struck with hammer, spreads blow over large area making smooth job and preventing damage to metal or finish. Not made for prying. Length 10" overall. Face 2" x 4¹/₁₆". Weight .50 lbs.	1036	6
COMBINATION SPOON		General purpose fender spoon. Used as dolly behind brackets, inner panels and similar places. Handle offset to give balance when dinging and for long reach. Has high-crown working surface. Face 1¹/₄" x 5¹/₂". Handle 1" octagon 4³/₄" long. Weight 3.0 lbs.	1050	4
SPOON DOLLY		Long handle permits many uses in places otherwise inaccessible. Can be driven between reinforcements and outer panel, then used to pry outward as the metal is dinged. Excellent forming and caulking tool for the deep pockets of doors, quarter-panels, rear fenders and lower trunk panels. Size 2¹/₂" x 1" x 3". Weight 4.2 lbs.	1052	1
LONG CURVED SPOON		Long, thin, curved blade is handy for prying up dents behind curved reinforcements in header panels, hinge anchors in doors, body pillars and reinforcements in hoods and radiator shells. Length 10¹/₂" overall. Face 2" x 7". Weight 1.5 lbs.	1054	6
WING-DING SPOON DOLLY		The answer to repair problems on high fins. A dolly, a spoon, a pry. Long handle and special contours for working up inside cramped fins. Wide spoon transmits hammer blows over wide area without damaging finish. 1" handle diameter, 19" overall length. Weight 4.5 lbs.	1056	1
HEAVY DUTY DRIVING AND FENDER BENDING TOOL		Useful for restoration of turned under, non-wired flanged edges. Also handy for alignment of inner construction and flanges on alligator hoods. Heavy formed striking pads. Length 14¹/₈". Weight 3.2 lbs.	1091	1
CAULKING IRON		Excellent precision made wire caulking iron. Polished working surfaces are rounded for use on inside moldings. Face 1¹/₄" x 1". Overall length 11". Weight 1.4 lbs.	1096C	6
SURFACING SPOON		Excellent spoon for fender spring hammering, finishing and shaping. Curve gets behind inner construction between panels that are close for removal of dents. Molds panels. Blade fully polished. 9" Blade Length. 2¹/₈" Width. Overall Length 15¹/₄". Weight 2.5 lbs.	1024	1
MEDIUM CROWN SPOON		Long slender shape just like the 1024 surfacing spoon. Inside with medium crown, for high ridges or prying. For slapping and surface finishing on fenders, panels and trunk lids. Blade fully polished. 9" Blade Length. 2¹/₈" Width. Overall Length 14¹/₈". Weight 1.5 lbs.	1026	1
HEAVY DUTY DOUBLE END S-SPOON		General purpose fender and frame spoon. Designed to provide further reach on panels and behind reinforcements. Prying, heavy duty design for use on SUV frames. 12³/₁₆" Length. 1" X 5¹/₄" Face. Weight 3.0 lbs.	1044	1

Type		Description	Part No.	Std. Pkg. Qty.
MEDIUM CURVED PICK		Medium length. Curved and pointed. Use twisting or prying action. Length 26½" . Weight 2.2 lbs.	1106	1
LONG CURVED PICK		Long length. Curved and pointed. Use twisting or prying action. Length 31" . Weight 2.5 lbs.	1107	1
LONG CHISEL BIT PICK		Heavy duty. Employ twisting action. Chisel bit 1" . Length 20" . Weight 1.9 lbs.	1109	1
SHORT CURVED PICK		Extremely short length. Curved and pointed. Use twisting or prying action. Length 12" . Weight .5 lbs.	1110	1
MEDIUM SHORT CURVED PICK		Short length. Curved and pointed. Use twisting or prying action. Length 18" . Weight .7 lbs.	1111	1
LIGHT CHISEL BIT PICK		Light duty. Employ twisting action. Chisel bit 1/8" . Length 16" . Weight .7 lbs.	1112	1
LIGHT CHISEL BIT PICK SET		Body Pick Chisel set includes: 12" Pick, 18" Pick, 16" Pick. Weight 1.9 lbs.	1000PK	1

Body and Fender Repair Tools

Miscellaneous Tools

Type		Description	Part No.	Std. Pkg. Qty.
ADJUSTABLE AND FLEXIBLE FILE HOLDERS		Permits use of files to 14". Handle adjustable for both right and left hand use for working close to offset or panels. Permit flexing either way to maximum point of safety against breakage. Weight 1.7 lbs.	1150	1
STANDARD 14" BODY FILE		Vixen milled, curved tooth. Plain blade. Flexible, standard cut, 8 tooth. 14" long. Weight .66 lbs.	1158F	5
STRAIGHT SHELL BODY FILE		Vixen milled, curved tooth. Plain blade. Half round shell, 8 tooth. Concave for shallow concave work. 14" long. Weight .66 lbs.	1163F	5
BODY DENT PULLER TOOL		Slide hammer activated. This tool provides a remarkably simple and easy method of removing a dent in a door or panel. Merely punch or drill a hole in the deepest part of the damage and insert a self-threading screw or hook. A few light impacts with the slide hammer will return the metal to original position. Shaft is 1/2" x 13" with locking device to keep screw from turning. Cadmium and black oxide rust-proof finish. Weight 3.9 lbs.	DP38	1
THE KEY TO METAL BUMPING		This book, entitled "The Key to Metal Bumping," is an excellent instruction manual and guide for every body man or student. It provides authoritative reference for techniques and methods for all phases of body and fender work. Its 126 pages cover most approaches to body repair problems. Visual assistance is rendered by more than 100 illustrations. It includes explanations of many time-saving short-cut methods to make the job easier and better. Among other features is a glossary of terms used in the trade. This is the third edition. The first was published in the late thirties and over the years has enjoyed widespread acceptance and usage as a guide and text by many public, private and trade schools. It is a perfect "tool of the trade" for the student and journeyman alike.	BFB	1

Body and Fender Repair Tool Sets


PART NO.	659 K	10 TOOLS
153G.....	Cross Chisel Straight Hammer	
158G.....	General Purpose Pick Hammer	
160G.....	Heavy Duty Bumping Hammer	
164G.....	Utility Pick Hammer	
1058.....	Toe Dolly Block	
1059.....	Heel Dolly Block	
1060.....	General Purpose Dolly Block	
1036.....	Light Dinging Spoon	
1150.....	Adjustable File Holder	
1158F.....	Body File Standard 14"	
BFB.....	Instruction Manual	
BX18.....	Tool Box	
PART NO.	691 K	
153G.....	Cross Chisel Straight Hammer	
156G.....	Pick Hammer	
158G.....	General Purpose Pick Hammer	
160G.....	Heavy Duty Bumping Hammer	
161G.....	Dinging Hammer	
164G.....	Utility Pick Hammer	
1058.....	Toe Dolly Block	
1059.....	Heel Dolly Block	
1060.....	General Purpose Dolly Block	
1036.....	Light Dinging Spoon	
1052.....	Spoon Dolly	
1050.....	Combination Spoon	
1150.....	Adjustable File Holder	
1158F.....	Body File Standard 14"	
162G.....	Shrinking Hammer	
BFB.....	Instruction Manual	
BX18.....	Tool Box	
PART NO.	692 K	25 TOOLS
150G.....	Dinging Hammer	
153G.....	Cross Chisel Straight Hammer	
153GB.....	Cross Chisel Curved Hammer	
155G.....	Fender Bumper	
156G.....	Pick Hammer	
156GB.....	Curved Pick Hammer	
158G.....	General Purpose Pick Hammer	
160G.....	Heavy Duty Bumping Hammer	
161G.....	Dinging Hammer	
162G.....	Shrinking Hammer	
164G.....	Utility Pick Hammer	
168G.....	Cross Peen Finishing Hammer	
169G.....	Large Face Pick Finishing Hammer	
1036.....	Light Dinging Spoon	
1050.....	Combination Spoon	
1052.....	Spoon Dolly	
1054.....	Long Curved Spoon	
1058.....	Toe Dolly Block	
1059.....	Heel Dolly Block	
1060.....	General Purpose Dolly Block	
1061.....	Utility Dolly Block	
1068.....	Low Crown Dolly Block	
1091.....	Heavy Duty Driving Spoon	
1150.....	Adjustable File Holder	
1158F.....	Body File Standard 14"	
BFB.....	Instruction Manual	
BX17.....	Tool Box	

Body and Fender Repair Tools Tool Sets

<p>4 TOOLS</p>	<p>Part No. 644K WOOD HANDLES</p> <p>158G General Purpose Pick Hammer 153GB Cross Chisel Curved Hammer 1036 Light Dinging Spoon 1058 Toe Dolly Block</p>
	<p>Part No. 644KFG FIBERGLASS HANDLES</p> <p>158FG General Purpose Pick Hammer 153FGB Cross Chisel Curved Hammer 1036 Light Dinging Spoon 1058 Toe Dolly Block</p>
<p>7 TOOLS</p>	<p>Part No. 647K WOOD HANDLES</p> <p>153GB Cross Chisel Curved Hammer 1058..... Toe Dolly Block 162G..... Shrinking Hammer 1059..... Heel Dolly Block 164G..... Utility Pick Hammer 1060..... General Purpose Dolly Block 1036..... Light Dinging Spoon</p>
	<p>Part No. 647KFG FIBERGLASS HANDLES</p> <p>153FGB ... Cross Chisel Curved Hammer 1058.. Toe Dolly Block 162FG..... Shrinking Hammer 1059.. Heel Dolly Block 164FG..... Utility Pick Hammer 1060.. General Purpose Dolly Block 1036..... Light Dinging Spoon</p>
<p>4 TOOLS</p>	<p>Part No. 694K WOOD HANDLES</p> <p>158G..... General Purpose Pick Hammer 153GB Cross Chisel Curved Hammer 164G..... Utility Pick Hammer 170G..... Door Skin Hammer</p>
	<p>Part No. 694KFG FIBERGLASS HANDLES</p> <p>158FG..... General Purpose Pick Hammer 153FGB ... Cross Chisel Curved Hammer 164FG..... Utility Pick Hammer 170FG..... Door Skin Hammer</p>
<p>4 TOOLS</p>	<p>Part No. 645K</p> <p>1059..... Heel Dolly 1060..... General Purpose Dolly 1036..... Light Dinging Spoon 1057..... Light Weight Toe Dolly</p>


Combination Wrenches

BD1		QTY.
1158	1/4 Combination Wrench	1
1159	5/16 Combination Wrench	1
1159A	11/32 Combination Wrench	1
1160	3/8 Combination Wrench	1
1161	7/16 Combination Wrench	1
1162	1/2 Combination Wrench	1
1163	9/16 Combination Wrench	1
1164	5/8 Combination Wrench	1
1165	11/16 Combination Wrench	1
1166	3/4 Combination Wrench	1
1167A	13/16 Combination Wrench	1
1167	7/8 Combination Wrench	1
1168	15/16 Combination Wrench	1
1170	1 Combination Wrench	1
1171	1 1/16 Combination Wrench	1
1172	1 1/8 Combination Wrench	1
1173	1 1/4 Combination Wrench	1
1174	1 5/16 Combination Wrench	1
1175	1 3/8 Combination Wrench	1
1176	1 7/16 Combination Wrench	1



Combination Wrenches - Metric

BD2		QTY.
1106MM	6 MM Combination Wrench	1
1107MM	7 MM Combination Wrench	1
1108MM	8 MM Combination Wrench	1
1109MM	9 MM Combination Wrench	1
1110MM	10 MM Combination Wrench	1
1111MM	11 MM Combination Wrench	1
1112MM	12 MM Combination Wrench	1
1113MM	13 MM Combination Wrench	1
1114MM	14 MM Combination Wrench	1
1115MM	15 MM Combination Wrench	1
1116MM	16 MM Combination Wrench	1
1117MM	17 MM Combination Wrench	1
1118MM	18 MM Combination Wrench	1
1119MM	19 MM Combination Wrench	1
1120MM	20 MM Combination Wrench	1
1121MM	21 MM Combination Wrench	1
1122MM	22 MM Combination Wrench	1
1123MM	23 MM Combination Wrench	1
1124MM	24 MM Combination Wrench	1
1125MM	25 MM Combination Wrench	1
1126MM	26 MM Combination Wrench	1
1127MM	27 MM Combination Wrench	1
1128MM	28 MM Combination Wrench	1
1129MM	29 MM Combination Wrench	1
1130MM	30 MM Combination Wrench	1
1132MM	32 MM Combination Wrench	1
1134MM	34 MM Combination Wrench	1



Tool Display Boards

Hydraulic Wrenches



BD3		QTY.
3710A	11/32x11/32 Hydraulic Wrench	1
3710	3/8x3/8 Hydraulic Wrench	1
3711	7/16x7/16 Hydraulic Wrench	1
3712	1/2x1/2 Hydraulic Wrench	1
3713	9/16x9/16 Hydraulic Wrench	1
3714	5/8x5/8 Hydraulic Wrench	1
3715	11/16x11/16 Hydraulic Wrench	1
3716	3/4x3/4 Hydraulic Wrench	1
3717	13/16x13/16 Hydraulic Wrench	1
3718	7/8x7/8 Hydraulic Wrench	1
3719	15/16x15/16 Hydraulic Wrench	1
3720	1x1 Hydraulic Wrench	1
3721	1 1/16x 1 1/16 Hydraulic Wrench	1
3722	1 1/8x1 1/8 Hydraulic Wrench	1
3722A	1 3/16x1 3/16 Hydraulic Wrench	1
3723	1 1/4x1 1/4 Hydraulic Wrench	1
3724	1 3/8x1 3/8 Hydraulic Wrench	1
3725	1 7/16x1 7/16 Hydraulic Wrench	1
3726	1 1/2x 1 1/2 Hydraulic Wrench	1


Hydraulic Wrenches — Metric



BD4		QTY.
3709mm	9 mm Hydraulic Wrench	1
3710mm	10 mm Hydraulic Wrench	1
3711mm	11 mm Hydraulic Wrench	1
3712mm	12 mm Hydraulic Wrench	1
3713mm	13 mm Hydraulic Wrench	1
3714mm	14 mm Hydraulic Wrench	1
3715mm	15 mm Hydraulic Wrench	1
3716mm	16 mm Hydraulic Wrench	1
3717mm	17 mm Hydraulic Wrench	1
3718mm	18 mm Hydraulic Wrench	1
3719mm	19 mm Hydraulic Wrench	1
3720mm	20 mm Hydraulic Wrench	1
3721mm	21 mm Hydraulic Wrench	1
3722mm	22 mm Hydraulic Wrench	1
3723mm	23 mm Hydraulic Wrench	1
3724mm	24 mm Hydraulic Wrench	1
3727mm	27 mm Hydraulic Wrench	1
3730mm	30 mm Hydraulic Wrench	1
3732mm	32 mm Hydraulic Wrench	1
3734mm	34 mm Hydraulic Wrench	1
3736mm	36 mm Hydraulic Wrench	1

Service Wrenches

BD5		QTY.
1224	3/4 Service Wrench	1
1226	13/16 Service Wrench	1
1228	7/8 Service Wrench	1
1230	15/16 Service Wrench	1
1232	1 Service Wrench	1
1234	1 1/16 Service Wrench	1
1236	1 1/8 Service Wrench	1
1238	1 3/16 Service Wrench	1
1240	1 1/4 Service Wrench	1
1242	1 5/16 Service Wrench	1
1244	1 3/8 Service Wrench	1
1246	1 7/16 Service Wrench	1
1248	1 1/2 Service Wrench	1
1250	1 9/16 Service Wrench	1
1252	1 5/8 Service Wrench	1
1254	1 11/16 Service Wrench	1
1256	1 3/4 Service Wrench	1
1258	1 13/16 Service Wrench	1
1260	1 7/8 Service Wrench	1
1262	1 15/16 Service Wrench	1
1264	2 Service Wrench	1
1268	2 1/8 Service Wrench	1
1272	2 1/4 Service Wrench	1




Service Wrenches — Metric

BD6		QTY.
1219mm	19mm Service Wrench	1
1221mm	21 mm Service Wrench	1
1222mm	22 mm Service Wrench	1
1224mm	24 mm Service Wrench	1
1227mm	27 mm Service Wrench	1
1230mm	30 mm Service Wrench	1
1232mm	32 mm Service Wrench	1
1236mm	36 mm Service Wrench	1
1237mm	37 mm Service Wrench	1
1238mm	38 mm Service Wrench	1
1240mm	40 mm Service Wrench	1
1241mm	41 mm Service Wrench	1
1242mm	42 mm Service Wrench	1
1244mm	44 mm Service Wrench	1
1246mm	46 mm Service Wrench	1
1248mm	48 mm Service Wrench	1
1250mm	50 mm Service Wrench	1
1255mm	55 mm Service Wrench	1
1260mm	60 mm Service Wrench	1
1265mm	65 mm Service Wrench	1



Tool Display Boards

Double Open End / Box Wrenches



BD7		QTY.
1020	1/4x5/16 Open End Wrench	1
1721	5/16x3/8 Open End Wrench	1
1723	3/8x7/16 Open End Wrench	1
1725	7/16x1/2 Open End Wrench	1
1725A	7/16x9/16 Open End Wrench	1
1725B	1/2x9/16 Open End Wrench	1
1727	9/16x5/8 Open End Wrench	1
1027B	5/8x11/16 Open End Wrench	1
1729	5/8x3/4 Open End Wrench	1
1731	3/4x13/16 Open End Wrench	1
1033A	7/8x15/16 Open End Wrench	1
1733	7/8x1 Open End Wrench	1
1034A	15/16x1 1/16 Open End Wrench	1
1735	1x1 1/8 Open End Wrench	1
8723	3/8x7/16 Long Box Wrench	1
8725B	1/2x9/16 Long Box Wrench	1
8729	5/8x3/4 Long Box Wrench	1
8029B	11/16x3/4 Long Box Wrench	1
8033A	7/8x15/16 Long Box Wrench	1
8033C	15/16x1 Long Box Wrench	1
8735	1x1 1/8 Long Box Wrench	1
8037	1 1/16x1 1/4 Long Box Wrench	1
8039B	1 1/4x1 7/16 Long Box Wrench	1
9721	5/16x3/8 Dbl. Offset Box Wrench	1
9723	3/8x7/16 Dbl. Offset Box Wrench	1
9725B	1/2x9/16 Dbl. Offset Box Wrench	1
9727	9/16x5/8 Dbl. Offset Box Wrench	1
9729	5/8x3/4 Dbl. Offset Box Wrench	1

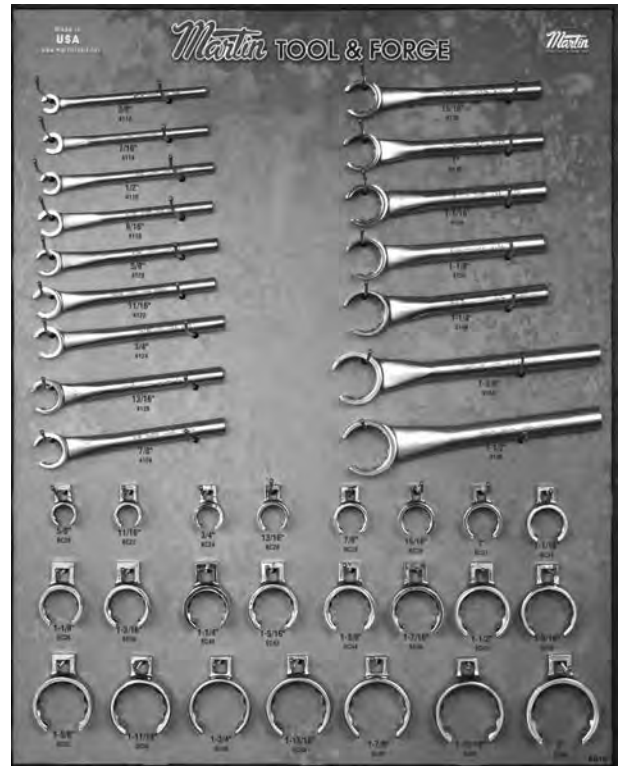
Check Nut Wrenches



BD9		QTY.
601A	7/16 CHECKNUT	1
601	1/2 CHECKNUT	1
602A	9/16 CHECKNUT	1
602	19/32 CHECKNUT	1
603A	5/8 CHECKNUT	1
603	11/16 CHECKNUT	1
604A	3/4 CHECKNUT	1
605A	13/16 CHECKNUT	1
605	7/8 CHECKNUT	1
606A	15/16 CHECKNUT	1
606B	1 CHECKNUT	1
607	1 1/16 CHECKNUT	1
607A	1 1/8 CHECKNUT	1
608	1 1/4 CHECKNUT	1
610MM	10mm CHECKNUT	1
611MM	1mm CHECKNUT	1
612MM	12mm CHECKNUT	1
613MM	13mm CHECKNUT	1
614MM	14mm CHECKNUT	1
615MM	15mm CHECKNUT	1
616MM	16mm CHECKNUT	1
617MM	17mm CHECKNUT	1
618MM	18mm CHECKNUT	1
619MM	19mm CHECKNUT	1
621MM	21mm CHECKNUT	1
622MM	22mm CHECKNUT	1
624MM	24mm CHECKNUT	1
627MM	27mm CHECKNUT	1
630MM	30mm CHECKNUT	1
632MM	32mm CHECKNUT	1

Crowfoot Wrenches

BD10		QTY.
4112	3/8 Crowfoot Wrench	1
4114	7/16 Crowfoot Wrench	1
4116	1/2 Crowfoot Wrench	1
4118	9/16 Crowfoot Wrench	1
4120	5/8 Crowfoot Wrench	1
4122	11/16 Crowfoot Wrench	1
4124	3/4 Crowfoot Wrench	1
4126	13/16 Crowfoot Wrench	1
4128	7/8 Crowfoot Wrench	1
4130	15/16 Crowfoot Wrench	1
4132	1 Crowfoot Wrench	1
4134	1 1/16 Crowfoot Wrench	1
4136	1 1/8 Crowfoot Wrench	1
4140	1 1/4 Crowfoot Wrench	1
4144	1 3/8 Crowfoot Wrench	1
4148	1 1/2 Crowfoot Wrench	1
BC20	5/8 Drive Crowfoot	1
BC22	11/16 Drive Crowfoot	1
BC24	3/4 Drive Crowfoot	1
BC26	13/16 Drive Crowfoot	1
BC28	7/8 Drive Crowfoot	1
BC30	15/16 Drive Crowfoot	1
BC32	1 Drive Crowfoot	1
BC34	1 1/16 Drive Crowfoot	1
SC36	1 1/8 Drive Crowfoot	1
SC38	1 3/16 Drive Crowfoot	1
SC40	1 1/4 Drive Crowfoot	1
SC42	1 5/16 Drive Crowfoot	1
SC44	1 3/8 Drive Crowfoot	1
SC46	1 7/16 Drive Crowfoot	1
SC50	1 9/16 Drive Crowfoot	1
SC52	1 5/8 Drive Crowfoot	1
SC54	1 11/16 Drive Crowfoot	1
SC56	1 3/4 Drive Crowfoot	1
SC58	1 13/16 Drive Crowfoot	1
SC60	1 7/8 Drive Crowfoot	1
SC62	1 15/16 Drive Crowfoot	1
SC64	2 Drive Crowfoot	1




Spanner Wrenches

BD11		QTY.
O471	3/4 to 2 Adjustable Pin Spanner	1
O471A	3/4 to 2 Adjustable Pin Spanner	1
O472	1 1/4 to 3 Adjustable Pin Spanner	1
O472A	1 1/4 to 3 Adjustable Pin Spanner	1
O474	2 to 4 3/4 Adjustable Pin Spanner	1
O474A	4 1/2 to 6 1/4 Adjustable Pin Spanner	1
471	3/4 to 2 Adjustable Hook Spanner	1
472	1 1/4 to 3 Adjustable Hook Spanner	1
474	2 to 4 3/4 Adjustable Hook Spanner	1
474A	4 1/2 to 6 1/4 Adjustable Hook Spanner	1
474B	6 1/8 to 8 3/4 Adjustable Hook Spanner	1
482	2 Adjustable Face Spanner	1
483	3 Adjustable Face Spanner	1
484	4 Adjustable Face Spanner	1



Tool Display Boards

Adjustable Wrenches



BD12		QTY.
A6	6 Adjustable Wrench	1
A6T	6 Adjustable Wrench Black	1
A8	8 Adjustable Wrench	1
A8T	8 Adjustable Wrench Black	1
A10	10 Adjustable Wrench	1
A10T	10 Adjustable Wrench Black	1
A12	12 Adjustable Wrench	1
A12T	12 Adjustable Wrench Black	1
A15	15 Adjustable Wrench	1
A15T	15 Adjustable Wrench Black	1
A18	18 Adjustable Wrench	1
A18T	18 Adjustable Wrench Black	1
89311	11 Adjustable Auto Wrench	1


Pliers



BD13		QTY.
P206	6 Diagonal Cutting	1
P208	8 Combination Slip Joint	1
P210	10 Combination Slip Joint	1
P307	7 Lineman's	1
P308	8 1/2 Lineman's	1
P309	9 1/4 New England Pattern Lineman's	1
P407	7 Tongue and Groove	1
P506	6 1/2 Long Chain Side Cutting	1
P507	8 Long Chain Side Cutting	1
P510	10 Tongue and Groove	1
P2065	6 3/4 Combination Slip Joint	1
P2075	7 Diagonal Cutting	1
P71275	13 Tongue and Groove	1
P75	10" Retaining Ring Plier 1 1/2" - 4"	1
P1421	6" Retaining Ring Plier 1/8" - 1"	1
P1434	8" Retaining Ring Plier 1/4" - 2"	1

Dollies

BD14		QTY.
1024	Surfacing Spoon	1
1036	Light Dinging Spoon	1
1052	Spoon Dolly	1
1056	Wing-Ding Spoon Dolly	1
1057	Light Weight Toe Dolly	1
1058	Toe Dolly	1
1058S	Shrinking Dolly (Serrated)	1
1059	Heel Dolly	1
1060	General Purpose Dolly	1
1065	Light Weight Wedge Dolly	1



Wood Handle Hammers

BD15WD		QTY.
150G	Dinging Hmr.	1
153G	Cross Chisel Hmr.	1
153GB	Cross Chisel Curved Hmr.	1
153S	Cross Chisel Shrinking Hmr.	1
156GB	Curved Pick Hmr.	1
158G	General Purpose Pick Hmr.	1
160G	Heavy Duty Bumping Hmr.	1
162G	Shrinking Hmr.	1
164G	Utility Pick Hmr.	1
168G	Cross Peen Finishing Hmr.	1
170G	Door Skin Hmr.	1




Tool Display Boards

Fiberglass Handle Hammers



BD15FG		QTY.
150FG	Dinging Hmr.	1
153FG	Cross Chisel Hmr.	1
153FGB	Cross Chisel Curved Hmr.	1
153SFG	Cross Chisel Shrinking Hmr.	1
156FG	Curved Pick Hmr.	1
158FG	General Purpose Pick Hmr.	1
160FG	Heavy Duty Bumping Hmr.	1
162FG	Shrinking Hmr.	1
164FG	Utility Pick Hmr.	1
168FG	Cross Peen Finishing Hmr.	1
170FG	Door Skin Hmr.	1

1/4" & 3/8" Sockets




BD16	QTY.	BD16	QTY.	BD16	QTY.
M52	1	BA10	1	BD624	1
M103	1	BA12	1	BD626	1
M106	1	BU612	1	BD628	1
M605	1	BU614	1	BD630	1
M606	1	BU616	1	BD632	1
M607	1	BU618	1	BD620P	1
M608	1	BU620	1	BD626P	1
M609	1	BU622	1	SKT, 3/8, 6PT, DP, 3/4	1
M610	1	BU624	1	SKT, 3/8, 12PT, DP, 3/8	1
M611	1	B40A	1	SKT, 3/8, 12PT, DP, 7/16	1
M612	1	B52	1	SKT, 3/8, 12PT, DP, 1/2	1
M614	1	B54	1	SKT, 3/8, 12PT, DP, 9/16	1
M616	1	B103	1	SKT, 3/8, 12PT, DP, 5/8	1
M1206	1	B105	1	SKT, 3/8, 12PT, DP, 11/16	1
M1207	1	B112	1	SKT, 3/8, 12PT, DP, 7/8	1
M1208	1	B608	1	SKT, 3/8, 12PT, DP, 13/16	1
M1209	1	B610	1	SKT, 3/8, 12PT, DP, 7/8	1
M1210	1	B612	1	SKT, 3/8, 12PT, DP, 13/16	1
M1211	1	B614	1	SKT, 3/8, 12PT, DP, 7/8	1
M1212	1	B616	1	SKT, 3/8, 12PT, DP, 13/16	1
M1214	1	B618	1	SKT, 3/8, 12PT, DP, 7/8	1
M1216	1	B620	1	SKT, 3/8, 12PT, DP, 13/16	1
MD606	1	B622	1	SKT, 3/8, 12PT, DP, 7/8	1
MD607	1	B624	1	SKT, 3/8, 12PT, DP, 13/16	1
MD608	1	B626	1	SKT, 3/8, 12PT, DP, 7/8	1
MD609	1	B628	1	SKT, 3/8, 12PT, DP, 13/16	1
MD610	1	B630	1	SKT, 3/8, 12PT, DP, 7/8	1
MD611	1	B632	1	SKT, 3/8, 12PT, DP, 13/16	1
MD612	1	B1208	1	SKT, 3/8, 12PT, STD, 1/4	1
MD614	1	B1210	1	SKT, 3/8, 12PT, STD, 5/16	1
MD616	1	B1212	1	SKT, 3/8, 12PT, STD, 3/8	1
MM604	1	B1214	1	SKT, 3/8, 12PT, STD, 7/16	1
MM605	1	B1216	1	SKT, 3/8, 12PT, STD, 1/2	1
MM606	1	B1218	1	SKT, 3/8, 12PT, STD, 9/16	1
MM607	1	B1220	1	SKT, 3/8, 12PT, STD, 5/8	1
MM608	1	B1222	1	SKT, 3/8, 12PT, STD, 11/16	1
MM609	1	B1224	1	SKT, 3/8, 12PT, STD, 3/4	1
MM610	1	B1226	1	SKT, 3/8, 12PT, STD, 13/16	1
MM611	1	B1228	1	SKT, 3/8, 12PT, STD, 7/8	1
MM612	1	B1230	1	SKT, 3/8, 12PT, STD, 15/16	1
MM613	1	B1232	1	SKT, 3/8, 12PT, STD, 1	1
BS129	1	B0608	1	SKT, 3/8, 6PT, DP, 1/4	1
BS130	1	B0610	1	SKT, 3/8, 6PT, DP, 5/16	1
B140A	1	BD612	1	SKT, 3/8, 6PT, DP, 3/8	1
BA4	1	BD614	1	SKT, 3/8, 6PT, DP, 7/16	1
BA5	1	BD616	1	SKT, 3/8, 6PT, DP, 1/2	1
BA6	1	BD618	1	SKT, 3/8, 6PT, DP, 9/16	1
BA7	1	BD620	1	SKT, 3/8, 6PT, DP, 5/8	1
BA8	1	BD622	1	SKT, 3/8, 6PT, DP, 11/16	1
				SKT, 3/8, 6PT, DP, 3/4	1
				SKT, 3/8, 6PT, DP, 13/16	1
				SKT, 3/8, 6PT, DP, 7/8	1
				SKT, 3/8, 6PT, DP, 15/16	1
				SKT, 3/8, 6PT, DP, 1	1
				SKT, 3/8, 6PT, SPK, PLG, 5/8	1
				SKT, 3/8, 6PT, PLG, 13/16	1
				SKT, 3/8, 12PT, DP, 3/8	1
				SKT, 3/8, 12PT, DP, 7/16	1
				SKT, 3/8, 12PT, DP, 1/2	1
				SKT, 3/8, 12PT, DP, 9/16	1
				SKT, 3/8, 12PT, DP, 5/8	1
				SKT, 3/8, 12PT, DP, 11/16	1
				SKT, 3/8, 12PT, DP, 7/8	1
				SKT, 3/8, 12PT, DP, 13/16	1
				SKT, 3/8, 12PT, DP, 7/8	1
				SKT, 3/8, 6PT, STD, 6MM	1
				SKT, 3/8, 6PT, STD, 7MM	1
				SKT, 3/8, 6PT, STD, 8MM	1
				SKT, 3/8, 6PT, STD, 9MM	1
				SKT, 3/8, 6PT, STD, 10MM	1
				SKT, 3/8, 6PT, STD, 11MM	1
				SKT, 3/8, 6PT, STD, 12MM	1
				SKT, 3/8, 6PT, STD, 13MM	1
				SKT, 3/8, 6PT, STD, 14MM	1
				SKT, 3/8, 6PT, STD, 15MM	1
				SKT, 3/8, 6PT, STD, 16MM	1
				SKT, 3/8, 6PT, STD, 17MM	1
				SKT, 3/8, 6PT, STD, 18MM	1
				SKT, 3/8, 6PT, STD, 19MM	1
				SKT, 3/8, 6PT, DP, 6MM	1
				SKT, 3/8, 6PT, DP, 7MM	1
				SKT, 3/8, 6PT, DP, 8MM	1
				SKT, 3/8, 6PT, DP, 9MM	1
				SKT, 3/8, 6PT, DP, 10MM	1
				SKT, 3/8, 6PT, DP, 11MM	1
				SKT, 3/8, 6PT, DP, 12MM	1
				SKT, 3/8, 6PT, DP, 13MM	1
				SKT, 3/8, 6PT, DP, 14MM	1
				SKT, 3/8, 6PT, DP, 15MM	1
				SKT, 3/8, 6PT, DP, 16MM	1
				SKT, 3/8, 6PT, DP, 17MM	1
				SKT, 3/8, 6PT, DP, 18MM	1
				SKT, 3/8, 6PT, DP, 19MM	1

1/2" Chrome

BD17

QTY.

S15	ATTACH,1/2,SPEEDER,18	1	ST1232	SKT,1/2,12P,STD,1	1
S102P	ATTACH,1/2,EXT,2	1	ST1234	SKT,1/2,12P,STD,1-1/16	1
S110P	ATTACH,1/2,EXT,5	1	ST1236	SKT,1/2,12P,STD,1-1/8	1
S115P	ATTACH,1/2,EXT,10	1	ST1238	SKT,1/2,12P,STD,1-3/16	1
S121P	ATTACH,1/2,EXT,18	1	ST1240	SKT,1/2,12P,STD,1-1/4	1
S140	ATTACH,1/2,UNIVERSAL	1	ST1242	SKT,1/2,12PT,STD,1-5/16	1
SA8	SKT,1/2,HEX,BIT,1/4	1	ST1244	SKT,1/2,12P,STD,1-3/8	1
SA10	SKT,1/2,HEX,BIT,5/16	1	ST1246	SKT,1/2,12PT,STD,1-7/16	1
SA12	SKT,1/2,HEX,BIT,3/8	1	ST1248	SKT,1/2,12P,STD,1-1/2	1
SA14	SKT,1/2,HEX,BIT,7/16	1	ST612	SKT,1/2,6P,STD,3/8	1
SA16	SKT,1/2,HEX,BIT,1/2	1	ST614	SKT,1/2,6P,STD,7/16	1
SA18	SKT,1/2,HEX,BIT,9/16	1	ST616	SKT,1/2,6P,STD,1/2	1
SA20	SKT,1/2,HEX,BIT,5/8	1	ST618	SKT,1/2,6P,STD,9/16	1
SF41	ATTACH,1/2,F-HDL,17	1	ST620	SKT,1/2,6P,STD,5/8	1
SF51	RACTH,1/2,,REV,10	1	ST622	SKT,1/2,6P,STD,11/16	1
SF55	1/2" RATCHET 15"	1	ST624	SKT,1/2,6P,STD,3/4	1
SH129	ADAPT,1/2F X 3/8M	1	ST626	SKT,1/2,6P,STD,13/16	1
SH130	ADAPT,1/2 F X 3/4M	1	ST628	SKT,1/2,6P,STD,7/8	1
ST1212	SKT,1/2,12P,STD,3/8	1	ST630	SKT,1/2,6P,STD,15/16	1
ST1214	SKT,1/2,12P,STD,7/16	1	ST632	SKT,1/2,6P,STD,1	1
ST1216	SKT,1/2,12PTSTD,1/2	1	ST634	SKT,1/2,6P,STD,1-1/16	1
ST1218	SKT,1/2,12P,STD,9/16	1	ST636	SKT,1/2,6P,STD,1-1/8	1
ST1220	SKT,1/2,12P,STD,5/8	1	ST638	SKT,1/2,6P,STD,1-3/16	1
ST1222	SKT,1/2,12P,STD,11/16	1	ST640	SKT,1/2,6P,STD,1-1/4	1
ST1224	SKT,1/2,12P,STD,3/4	1			
ST1226	SKT,1/2,12P,STD,13/16	1			
ST1228	SKT,1/2,12P,STD,7/8	1			
ST1230	SKT,1/2,12P,STD,15/16	1			



1/2" Chrome Sockets

BD18

QTY.

BD16

QTY.

SD1212	SKT,1/2,12P,DP,3/8	1	STM1215	SKT,1/2,12P,STD,15MM	1
SD1214	SKT,1/2,12P,DP,7/16	1	STM1216	SKT,1/2,12P,STD,16MM	1
SD1216	SKT,1/2,12P,DP,1/2	1	STM1217	SKT,1/2,12P,STD,17MM	1
SD1218	SKT,1/2,12P,DP,9/16	1	STM1218	SKT,1/2,12P,STD,18MM	1
SD1220	SKT,1/2,12P,DP,5/8	1	STM1219	SKT,1/2,12P,STD,19MM	1
SD1222	SKT,1/2,12P,DP,11/16	1	STM1220	SKT,1/2,12P,STD,20MM	1
SD1224	SKT,1/2,12P,DP,3/4	1	STM1221	SKT,1/2,12P,STD,21MM	1
SD1226	SKT,1/2,12P,DP,13/16	1	STM1222	SKT,1/2,12P,STD,22MM	1
SD1228	SKT,1/2,12P,DP,7/8	1	STM1223	SKT,1/2,12P,STD,23MM	1
SD1230	SKT,1/2,12P,DP,15/16	1	STM1224	SKT,1/2,12P,STD,24MM	1
SD1232	SKT,1/2,12P,DP,1	1	STM1225	SKT,1/2,12P,STD,25MM	1
SD1234	SKT,1/2,12P,DP,1-1/16	1	STM1226	SKT,1/2,12P,STD,26MM	1
SD1236	SKT,1/2,12P,DP,1-1/8	1	STM1227	SKT,1/2,12P,STD,27MM	1
SD1238	SKT,1/2,12P,DP,1-3/16	1	STM1230	SKT,1/2,12P,STD,30MM	1
SD1240	SKT,1/2,12P,DP,1-1/4	1	STM1232	SKT,1/2,12P,STD,32MM	1
SD1242	SKT,1/2,12P,DP,1-5/16	1	STM1236	SKT,1/2,12P,STD,36MM	1
SD1244	SKT,1/2,12P,DP,1-3/8	1	SMD1210	SKT,1/2,12P,DP,10MM,	1
SD1246	SKT,1/2,12P,DP,1-7/16	1	SMD1211	SKT,1/2,12P,DP,11MM	1
SD1248	SKT,1/2,12P,DP,1-1/2	1	SMD1212	SKT,1/2,12P,DP,12MM	1
SD616	SKT,1/2,6P,DP,1/2	1	SMD1213	SKT,1/2,12P,DP,13MM	1
SD618	SKT,1/2,6P,DP,9/16	1	SMD1214	SKT,1/2,12P,DP,14MM	1
SD620	SKT,1/2,6P,DP,5/8	1	SMD1215	SKT,1/2,12P,DP,15MM	1
SD622	SKT,1/2,6P,DP,11/16	1	SMD1216	SKT,1/2,12P,DP,16MM	1
SD624	SKT,1/2,6P,DP,3/4	1	SMD1217	SKT,1/2,12P,DP,17MM	1
SD626	SKT,1/2,6P,DP,13/16	1	SMD1218	SKT,1/2,12P,DP,18MM	1
SD628	SKT,1/2,6P,DP,7/8	1	SMD1219	SKT,1/2,12P,DP,19MM	1
SD630	SKT,1/2,6P,DP,15/16	1	SMD1220	SKT,1/2,12P,DP,20MM	1
SD632	SKT,1/2,6P,DP,1	1	SMD1221	SKT,1/2,12P,DP,21MM	1
SD634	SKT,1/2,6P,DP,1-1/16	1	SMD1222	SKT,1/2,12P,DP,22MM	1
SD636	SKT,1/2,6P,DP,1-1/8	1	SMD1223	SKT,1/2,12P,DP,23MM	1
STM1209	SKT,1/2,12P,STD,9MM	1	SMD1224	SKT,1/2,12P,DP,24MM	1
STM1210	SKT,1/2,12P,STD,10MM	1	SMD1225	SKT,1/2,12P,DP,25MM	1
STM1211	SKT,1/2,12P,STD,11MM	1	SMD1226	SKT,1/2,12P,DP,26MM	1
STM1212	SKT,1/2,12P,STD,12MM	1	SMD1227	SKT,1/2,12P,DP,27MM	1
STM1213	SKT,1/2,12P,STD,13MM	1			
STM1214	SKT,1/2,12P,STD,14MM	1			



Tool Display Boards

3/4" Chrome



BD19		QTY.
H20A	ATTACH,3/4,T-SLIDE,	1
H41A	ATTACH,3/4,F-HDL,21-5/8	1
H51	RATCH,3/4,REV,24	1
H104	ATTACH,3/4,EXT,3-1/2	1
H110	ATTACH,3/4,EXT,8	1
H115	ATTACH,3/4,EXT,16	1
H140	ATTACH,3/4,UNIVERSAL	1
H1224	SKT,3/4,12PT,STD,3/4	1
H1226	SKT,3/4,12PT,STD,13/16	1
H1228	SKT,3/4,12PT,STD,7/8	1
H1230	SKT,3/4,12PT,STD,15/16	1
H1232	SKT,3/4,12PT,STD,1	1
H1234	SKT,3/4,12PT,STD,1-1/16	1
H1236	SKT,3/4,12PT,STD,1-1/8	1
H1238	SKT,3/4,12PT,STD,1 3/16	1
H1240	SKT,3/4,12PT,STD,1-1/4	1
H1242	SKT,3/4,12PT,STD,1-5/16	1
H1244	SKT,3/4,12PT,STD,1-3/8	1
H1246	SKT,3/4,12PT,STD,1-7/16	1
H1248	SKT,3/4,12PT,STD,1-1/2	1
H1250	SKT,3/4,12PT,STD,1-9/16	1
H1252	SKT,3/4,12PT,STD,1-5/8	1
H1254	SKT,3/4,12PT,STD,1-11/16	1
H1256	SKT,3/4,12PT,STD,1-3/4	1
H1258	SKT,3/4,12PT,STD,1-13/16	1
H1260	SKT,3/4,12PT,STD,1-7/8	1
H1264	SKT,3/4,12PT,STD,2	1
H1266	SKT,3/4,12PT,STD,2 1/16	1
H1268	SKT,3/4,12PT,STD,2 1/7	1
H1270	SKT,3/4,12PT,STD,2 3/16	1
H1272	SKT,3/4,12PT,STD,2 1/4	1
H1276	SKT,3/4,12PT,STD,2 3/8	1


3/4" Impact



BD20		QTY	BD20	QTY
6107	3/4,EXT,7	1	6660	SKT,3/4,6P,STD,IMP,1-7/8 1
6110	3/4,EXT,10	1	6662	SKT,3/4,6P,STD,IMP,1-15/16 1
64A	3/4,ADAP,3/4F-1/2M	1	6664	SKT,3/4,6P,STD,IMP,2 1
67	3/4,ADAP,3/4F-1M	1	16624	SKT,3/4,6P,DP,IMP,3/4 1
6140A	3/4,IMP,UNIVERSAL	1	16626	SKT,3/4,6P,DP,IMP,13/16 1
6620	SKT,3/4,6P,STD,IMP,5/8	1	16628	SKT,3/4,6P,DP,IMP,7/8 1
6622	SKT,3/4,6P,STD,IMP,11/16	1	16630	SKT,3/4,6P,DP,IMP,15/16 1
6624	SKT,3/4,6P,STD,IMP,3/4	1	16632	SKT,3/4,6P,DP,IMP,1 1
6626	SKT,3/4,6P,STD,IMP,13/16	1	16634	SKT,3/4,6P,DP,IMP,1-1/16 1
6628	SKT,3/4,6P,STD,IMP,7/8	1	16636	SKT,3/4,6P,DP,IMP,1-1/8 1
6630	SKT,3/4,6P,STD,IMP,15/16	1	16638	SKT,3/4,6P,DP,IMP,1-3/16 1
6632	SKT,3/4,6P,STD,IMP,1	1	16640	SKT,3/4,6P,DP,IMP,1-1/4 1
6634	SKT,3/4,6P,STD,IMP,1-1/16	1	16642	SKT,3/4,6P,DP,IMP,1-5/16 1
6636	SKT,3/4,6P,STD,IMP,1-1/8	1	16644	SKT,3/4,6P,DP,IMP,1-3/8 1
6638	SKT,3/4,6P,STD,IMP,1-3/16	1	16646	SKT,3/4,6P,DP,IMP,1-7/16 1
6640	SKT,3/4,6P,STD,IMP,1-1/4	1	16648	SKT,3/4,6P,DP,IMP,1-1/2 1
6642	SKT,3/4,6P,STD,IMP,1-5/16	1	16650	SKT,3/4,6P,DP,IMP,1-9/16 1
6644	SKT,3/4,6P,STD,IMP,1-3/8	1	16652	SKT,3/4,6P,DP,IMP,1-5/8 1
6646	SKT,3/4,6P,STD,IMP,1-7/16	1	16654	SKT,3/4,6P,DP,IMP,111/16 1
6648	SKT,3/4,6P,STD,IMP,1-1/2	1	16656	SKT,3/4,6P,DP,IMP,1-3/4 1
6650	SKT,3/4,6P,STD,IMP,1-9/16	1	16660	SKT,3/4,6P,DP,IMP,1-7/8 1
6652	SKT,3/4,6P,STD,IMP,1-5/8	1	16664	SKT,3/4,6P,DP,IMP,2 1
6654	SKT,3/4,6P,STD,IMP,1-11/16	1		
6656	SKT,3/4,6P,STD,IMP,1-3/4	1		
6658	SKT,3/4,6P,STD,IMP,1-13/16	1		

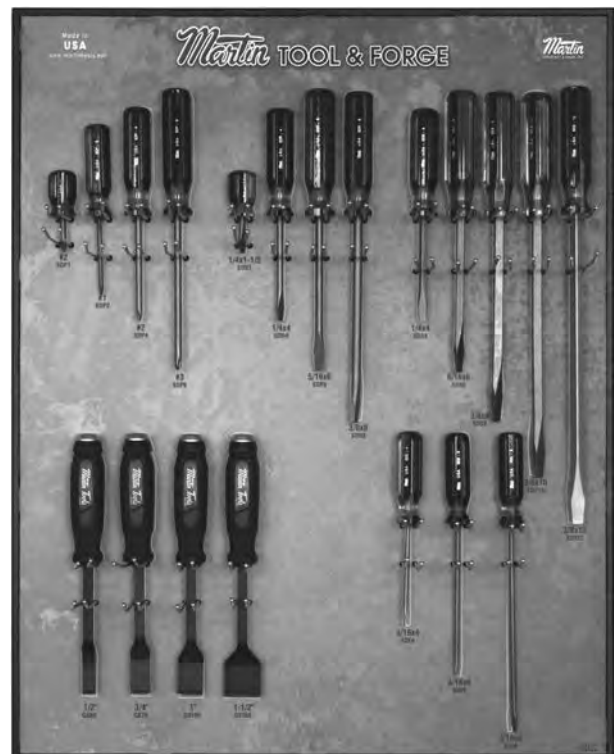
3/8" and 1/2" Impact

BD21		QTY	BD21		QTY
24A	3/8,IMP,ADAPT,3/8FX1/2M	1	4624	SKT,1/2,6P,STP,IMP,3/4	1
2140A	3/8,IMP,UNIVERSAL,JOINT	1	4626	SKT,1/2,6P,STD,IMP,13/16	1
2610	SKT,3/8,6P,STD,IMP,5/16	1	4628	SKT,1/2,6P,STD,IMP,7/8	1
2612	SKT,3/8,6P,STD,IMP,3/8	1	2630	SKT,1/2,6P,STD,IMP,15/16	1
2614	SKT,3/8,6P,STD,IMP,7/16	1	4632	SKT,1/2,6P,STD,IMP,1	1
2616	SKT,3/8,6P,STD,IMP,1/2	1	4634	SKT,1/2,6P,STD,IMP,1-1/16	1
2618	SKT,3/8,6P,STD,IMP,9/16	1	4636	SKT,1/2,6P,STD,IMP,1-1/8	1
2620	SKT,3/8,6P,STD,IMP,5/8	1	4638	SKT,1/2,6P,STD,IMP,1-3/16	1
2622	SKT,3/8,6P,STD,IMP,11/16	1	4640	SKT,1/2,6P,STD,IMP,1-1/4	1
2624	SKT,3/8,6P,STD,IMP,3/4	1	14612	SKT,1/2,6P,DP,IMP,3/8	1
12610	SKT,3/8,6P,DP,IMP,5/16	1	14614	SKT,1/2,6P,DP,IMP,7/16	1
12612	SKT,3/8,6P,DP,IMP,3/8	1	14616	SKT,1/2,6P,DP,IMP,1/2	1
12614	SKT,3/8,6P,DP,IMP,7/16	1	14618	SKT,1/2,6P,DP,IMP,9/16	1
12616	SKT,3/8,6P,DP,IMP,1/2	1	14620	SKT,1/2,6P,DP,IMP,5/8	1
12618	SKT,3/8,6P,DP,IMP,9/16	1	14622	SKT,1/2,6P,DP,IMP,11/16	1
12620	SKT,3/8,6P,DP,IMP,5/8	1	14624	SKT,1/2,6P,DP,IMP,3/4	1
12622	SKT,3/8,6P,DP,IMP,11/16	1	14626	SKT,1/2,6P,DP,IMP,13/16	1
12624	SKT,3/8,6P,DP,IMP,3/4	1	14628	SKT,1/2,6P,DP,IMP,7/8	1
2M610	SKT,3/8,6P,STD,IMP,10MM	1	14630	SKT,1/2,6P,DP,IMP,15/16	1
2M612	SKT,3/8,6P,STD,IMP,12MM	1	14632	SKT,1/2,6P,DP,IMP,1	1
2M613	SKT,3/8,6P,STD,IMP,13MM	1	14634	SKT,1/2,6P,DP,IMP,1-1/16	1
2M614	SKT,3/8,6P,STD,IMP,14MM	1	14636	SKT,1/2,6P,DP,IMP,1-1/8	1
2M615	SKT,3/8,6P,STD,IMP,15MM	1	14640	SKT,1/2,6P,DP,IMP,1-1/4	1
2M617	SKT,3/8,6P,STD,IMP,17MM	1	4M613	SKT,1/2,6P,STD,IMP,13MM	1
2M618	SKT,3/8,6P,STD,IMP,18MM	1	4M614	SKT,1/2,6P,STD,IMP,14MM	1
2M619	SKT,3/8,6P,STD,IMP,19MM	1	4M615	SKT,1/2,6P,STD,IMP,15MM	1
4105A	1/2,IMP,EXT,6	1	4M616	SKT,1/2,6P,STD,IMP,16MM	1
4140A	1/2,IMP,U-JOINT	1	4M617	SKT,1/2,6P,STD,IMP,17MM	1
42A	1/2,ADAP,1/2F X 3/8M	1	4M618	SKT,1/2,6P,STD,IMP,18MM	1
46	1/2,ADAP,1/2F X 3/4M	1	4M619	SKT,1/2,6P,STD,IMP,19MM	1
4612	SKT,1/2,6P,STD,IMP,3/8	1	4M621	SKT,1/2,6P,STD,IMP,21MM	1
4614	SKT,1/2,6P,STD,IMP,7/16	1	4M622	SKT,1/2,6P,STD,IMP,22MM	1
4616	SKT,1/2,6P,STD,IMP,1/2	1	4M624	SKT,1/2,6P,STD,IMP,24MM	1
4618	SKT,1/2,6P,STD,IMP,9/16	1	4M627	SKT,1/2,6P,STD,IMP,27MM	1
4620	SKT,1/2,6P,STD,IMP,5/8	1			
4622	SKT,1/2,6P,STD,IMP,11/16	1			



Screwdrivers

BD22		QTY.
GS50	GASKET SCRAPER 1/2"Blade	1
GS75	GASKET SCRAPER 3/4" Blade	1
GS100	GASKET SCRAPER 1" Blade	1
GS150	GASKET SCRAPER 1 1/2" Blade	1
SDE4	SCREWDRIVER, ELECTRICAL, 4"	1
SDE6	SCREWDRIVER, ELECTRICAL, 6"	1
SDE8	SCREWDRIVER, ELECTRICAL, 8"	1
SDP1	SCREWDRIVER, PHILLIP, 1-1/2"	1
SDP3	SCREWDRIVER, PHILLIP, 3"	1
SDP4	SCREWDRIVER, PHILLIP, 4"	1
SDP6	SCREWDRIVER, PHILLIP, 6"	1
SDR4	SCREWDRIVER,MECHANICS, 4"	1
SDR6	SCREWDRIVER,HEAVY,DUTY, 6"	1
SDR8	SCREWDRIVER,HEAVY,DUTY, 8"	1
SDS1	SCREWDRIVER,STUBBY, 1-1/2"	1
SDS4	SCREWDRIVER,SQ-BLADE, 4"	1
SDS6	SCREWDRIVER,SQ-BLADE, 6"	1
SDS8	SCREWDRIVER,SQ-BLADE, 8"	1
SDS10	SCREWDRIVER,SQ-BLADE, 10"	1
SDS12	SCREWDRIVER,SQ-BLADE, 12"	1



Tool Display Boards

Chisel Boards



BD23	QTY.	BD23	QTY.
C120	1	P4	1
C124	1	P5	1
C129	1	P6	1
C132	1	P7	1
C10	1	P8	1
C12	1	P10	1
C16	1	P23	1
C20	1	P24	1
C24	1	P25	1
C28	1	P26	1
C32	1	P26A	1
C39	1	P27	1
C40	1	P28	1
C42	1	P28A	1
P32	1	P29	1
P33	1	192	1
P38	1	ROLL 1/2X12	1
P39	1	193	1
P40	1	ROLL 1/2X15	1
P42	1	196	1
P43	1	STR 5/8X16	1
P2	1	197	1
P3	1	STR 3/4X24	1



HAMMER OPTION

BD23 with Optional Fiberglass Hammers	QTY.
BD23	SAME AS ABOVE PLUS HAMMERS
HPD2	HAMMER,DEAD,BLOW,1.5 LB
HPD3	HAMMER,DEAD,BLOW,2.2 LB
HPD4	HAMMER,DEAD,BLOW,2.9 LB
HSB15	HAMMER,SOLID,BRASS,1-1/2
HSB25	HAMMER,SOLID,BRASS,2-1/2

Chisel Boards



PRY BAR OPTION

BD23 with Pry Bar Option		QTY.
BD23	Same as BD23 plus hammers	
192	PRY,BAR,BLK,ROLL,1/2X12	1
193	PRY,BAR,BLK,ROLL,1/2X15	1
196	PRY,BAR,BLK,STR,5/8X16	1
197	PRY,BAR,BLK,STR,3/4X24	1



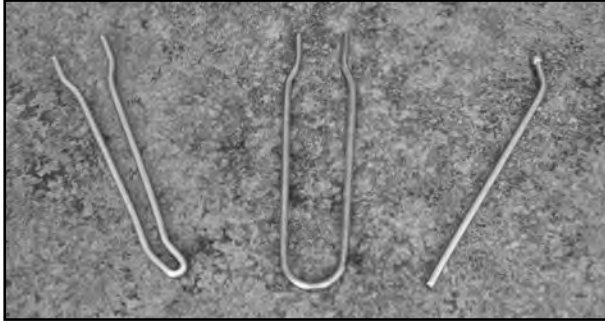
COUNTER TOP DISPLAY

BD24 Counter Top		QTY.	BD24 Counter Top		QTY.
C120	CHISEL,COLD,LNG,3/4	1	P4	PUNCH,PIN,1/8	1
C124	CHISEL,COLD,LNG,5/8	1	P5	PUNCH,PIN,5/32	1
C129	CHISEL,COLD,LNG,7/8	1	P6	PUNCH,PIN,3/16	1
C132	CHISEL,COLD,LNG,1	1	P7	PUNCH,PIN,7/32	1
C10	CHISEL,COLD,STD,5/16	1	P8	PUNCH,PIN,1/4	1
C12	CHISEL,COLD,STD,3/8	1	P10	PUNCH,PIN,5/16	1
C16	CHISEL,COLD,STD,1/2	1	P23	PUNCH,DRIFT,3/32	1
C20	CHISEL,COLD,STD,5/8	1	P24	PUNCH,DRIFT,1/8	1
C24	CHISEL,COLD,STD,3/4	1	P25	PUNCH,TAPER,5/32	1
C28	CHISEL,COLD,STD,7/8	1	P26	PUNCH,TAPER,3/16	1
C32	CHISEL,COLD,STD,1	1	P26A	PUNCH,DRIFT,7/32	1
C39	CHISEL,CAPE,STD,1/8	1	P27	PUNCH,TAPER,1/4	1
C40	CHISEL,CAPE,STD,3/16	1	P28	PUNCH,TAPER,5/16	1
C42	CHISEL,CAPE,STD,1/4	1	P28A	PUNCH,DRIFT,1/4	1
P32	PUNCH,PRICK,3/8	1	P29	PUNCH,DRIFT,5/16	1
P33	PUNCH,PRICK,1/2	1	192	PRY BAR,BLK,ROLL 1/2X12	1
P38	PUNCH,CENTER,1/4	1	193	PRY BAR,BLK,ROLL 1/2X15	1
P39	PUNCH,CENTER,5/16	1	196	PRY BAR,BLK,STR 5/8X16	1
P40	PUNCH,CENTER,3/8	1	197	PRY BAR,BLK,STR 3/4X24	1
P42	PUNCH,CENTER,1/2	1			
P43	PUNCH,CENTER,5/8	1			
P2	PUNCH,PIN,1/16	1			
P3	PUNCH,PIN,3/32	1			

Misc. Display Board Parts Part Number Interchange



Header, Hooks & Peg Boards



PART NO.		QTY.
BD-HEADER	Tool Board Header 23.5" x 3" Molded in Black, Raised Letter, w/2 Mounting Screws	1
1	STRAIGHT HOOK	10
2	HEAVY DUTY STRAIGHT HOOK	5
3	LOOP HOOK	5
BD8	UNIVERSAL PEG BOARD	1

Part Number Interchange

Combination Wrenches - Chrome						Combination Wrenches Ind. Black (cont)						Combination Wrenches — Chrome — Metric (cont)						Combination Wrenches — Ind. Black — Metric					
Part Number						Part Number						Part Number						Part Number					
Wrench Opening	Martin	Snap-On	Proto	Armstrong	Gray	Wrench Opening	Martin	Snap-On	Proto	Armstrong	Gray	Wrench Opening	Martin	Snap-On	Proto	Armstrong	Gray	Wrench Opening	Martin	Snap-On	Proto	Armstrong	Gray
1/4	1158	OEX8	1208A	25-208	3108	3/4	BLK1166	GOEX24A	1224BASD	30-224	3124B	24MM	1124MM	OEXM240A	1224M	52-224	MC24	36MM	BLK1136MM	—	N.A.	N.A.	—
5/16	1159	OEX10A	1210A	25-210	3110	13/16	BLK1167A	GOEX26A	1226BASD	30-226	3126B	25MM	1125MM	OEXM250A	1225M	52-225	MC25	41MM	BLK1141MM	—	N.A.	N.A.	—
11/32	1159A	OEX11A	1211A	25-211	3111	7/8	BLK1167	GOEX28A	1228BASD	30-228	3128B	26MM	1126MM	OEXM260A	1226M	52-226	MC26	46MM	BLK1146MM	—	N.A.	N.A.	—
3/8	1160	OEX12A	1212ASD	25-212	3112	15/16	BLK1168	GOEX30A	1230BASD	30-230	3130B	27MM	1127MM	OEXM270A	1227M	52-227	MC27	50MM	BLK1150MM	—	N.A.	N.A.	—
7/16	1161	OEX14A	1214ASD	25-214	3114	1	BLK1170	GOEX32A	1232BASD	30-232	3132B	28MM	1128MM	—	1228M	—	MC28	55MM	BLK1155MM	—	N.A.	N.A.	—
1/2	1162	OEX16A	1216ASD	25-216	3116	1-1/16	BLK1171	GOEX34A	1234BASD	30-234	3134B	29MM	1129MM	OEXM290A	1229M	—	MC29	60MM	BLK1160MM	—	N.A.	N.A.	—
9/16	1163	OEX18A	1218ASD	25-218	3118	1-1/8	BLK1172	GOEX36	1236BASD	30-236	3136B	30MM	1130MM	OEXM300A	1230M	52-230	MC30						
5/8	1164	OEX20A	1220ASD	25-220	3120	1-1/4	BLK1173	GOEX40	1240BASD	30-240	3140B	32MM	1132MM	OEXM320A	1232M	52-232	MC32						
11/16	1165	OEX22A	1222ASD	25-222	3122	1-5/16	BLK1174	GOEX42	1242B	30-242	3142B	34MM	1134MM	OEXM340	—	—	—						
3/4	1166	OEX24A	1224ASD	25-224	3124	1-3/8	BLK1175	GOEX44	1244B	30-244	3144B	36MM	1136MM	OEXM360	1236M	52-236	MC36						
13/16	1167A	OEX26A	1226ASD	25-226	3126	1-7/16	BLK1176	GOEX46A	1246B	30-246	3146B	41MM	1141MM	—	1241M	52-241	MC41						
7/8	1167	OEX28A	1228ASD	25-228	3128	1-1/2	BLK1177	GOEX48A	1248B	30-248	3148B	46MM	1146MM	—	1246M	52-246	MC46						
15/16	1168	OEX30A	1230ASD	25-230	3130	1-5/8	BLK1180	GOEX52A	1252B	30-252	3152B	50MM	1150MM	—	1250M	—	MC50						
1	1170	OEX32A	1232ASD	25-232	3132	1-11/16	BLK1182	GOEX54	1254B	30-254	3154B	55MM	1155MM	—	—	—	MC55						
1-1/16	1171	OEX34A	1234ASD	25-234	3134	1-3/4	BLK1184	GOEX56	1256B	30-256	3156B	60MM	1160MM	—	—	—	MC60						
1-1/8	1172	OEX36	1236ASD	25-236	3136	1-13/16	BLK1186	GOEX58	1258B	30-258	3158B												
1-1/4	1173	OEX40	1240	25-240	3140	1-7/8	BLK1188	GOEX60	1260B	30-260	3160B												
1-5/16	1174	OEX42	1242	25-242	3142	2	BLK1190	GOEX64	1264B	30-264	3164B												
1-3/8	1175	OEX44	1244	25-244	3144	2-1/16	BLK1191	—	—	30-266	—												
1-7/16	1176	OEX46A	1246	25-246	3146	2-1/8	BLK1192	—	—	30-268	—												
1-1/2	1177	OEX48A	1248	25-248	3148	2-3/16	BLK1193	—	—	30-270	—												
1-5/8	1180	OEX52A	1252	25-252	3152	2-1/4	BLK1194	—	—	30-272	—												
1-11/16	1182	OEX54	1254	25-254	3154	2-1/8	BLK1195	—	—	30-276	—												
1-3/4	1184	OEX56	1256	25-256	3156	2-3/2	BLK1196	—	—	30-280	—												
1-13/16	1186	OEX58	1258	25-258	3158																		
1-7/8	1188	OEX60	1260	25-260	3160																		
2	1190	OEX64	1264	25-264	3164																		
2-1/16	1191	—	1266	25-266	3166																		
2-1/8	1192	—	1268	25-268	3168																		
2-3/16	1193	—	1270	25-270	3170																		
2-1/4	1194	—	1272	25-272	3172																		
2-3/8	1195	—	1276	25-276	3176																		
2-1/2	1196	—	1280	25-280	3180																		



Part Number Interchange

Double Head Open End Wrenches - Chrome (cont)

Wrench		Part Number				
Opening	Martin	Snap-On	Proto	Armstrong	Gray	
1-3/8 x 1-7/16	1039C	V04446	3060	26-190	—	
1-1/4 x 1-5/8	1040	—	—	—	—	
1-7/16 x 1-5/8	1041	—	—	26-199	—	
1-1/2 x 1-5/8	1041B	V04852	3070	26-202	—	

Double Head Open End Wrenches - Ind. Black

Wrench		Part Number				
Opening	Martin	Snap-On	Proto	Armstrong	Gray	
1/4 x 5/16	BLK1020	GV0810	—	—	—	
5/16 x 1/32	BLK1720	—	—	—	—	
5/16 x 3/8	BLK1721	GV01012	3020B	30-374	E1012B	
5/16 x 1/2	BLK1021	—	—	—	—	
3/8 x 7/16	BLK1723	GV01214	3021B	30-743	E1214B	
3/8 x 1/2	BLK1723A	—	—	—	—	
7/16 x 1/2	BLK1725	GV01416	3025B	30-758	E1416B	
7/16 x 9/16	BLK1725A	—	—	—	—	
1/2 x 5/8	BLK1726	—	—	—	—	
9/16 x 5/8	BLK1727	GV01820	3030B	30-779	E1820B	
9/16 x 11/16	BLK1027C	—	—	—	—	
19/32 x 11/16	BLK1027	GV02022	3034B	30-794	E2022B	
5/8 x 11/16	BLK1027B	—	—	—	—	
9/16 x 3/4	BLK1728	—	—	—	—	
5/8 x 3/4	BLK1729	GV02024	3031B	30-797	E2024B	
11/16 x 3/4	BLK1029B	GV02224	3035B	30-806	E2224B	
11/16 x 25/32	BLK1029	—	—	—	—	
11/16 x 13/16	BLK1029C	—	—	—	—	
11/16 x 7/8	BLK1030	—	—	—	—	
3/4 x 13/16	BLK1731	GV02426	—	—	—	
3/4 x 7/8	BLK1731A	GV02428	3039B	30-824	E2428B	
13/16 x 7/8	BLK1731B	GV02628	3040B	—	E2628B	
7/8 x 15/16	BLK1033A	GV02830	—	—	—	
7/8 x 1	BLK1733	—	—	—	—	
15/16 x 1	BLK1033C	GV03032	3045B	30-851	E3032B	
7/8 x 1-1/16	BLK1034	—	—	—	—	
15/16 x 1-1/16	BLK1034A	—	—	—	—	
1 x 1-1/8	BLK1735	—	—	—	—	
1-1/16 x 1-1/8	BLK1036B	—	3050B	—	E3436B	
1-1/16 x 1-1/4	BLK1037	GV03440	3051B	30-869	E3440B	
1-1/8 x 1-1/4	BLK1737	—	—	30-872	—	
1-1/8 x 1-5/16	BLK1037A	—	—	—	—	
1-1/4 x 1-5/16	BLK1039B	GV04042	3055B	—	E4042B	
1-1/4 x 1-7/16	BLK1039	—	—	—	E4046B	
1-5/16 x 1-1/2	BLK1039A	—	—	—	—	
1-3/8 x 1-7/16	BLK1039C	GV04446	3060B	—	—	
1-1/4 x 1-5/8	BLK1040	—	—	—	—	
1-7/16 x 1-5/8	BLK1041	—	—	30-896	—	
1-1/2 x 1-5/8	BLK1041B	GV04852	3070B	30-902	—	
1-11/16 x 1-7/8	BLK44A	—	—	—	—	
1-13/16 x 2	BLK45	—	—	—	—	
2-3/16 x 2-3/8	BLK49	—	—	—	—	
2-1/4 x 2-7/16	BLK49A	—	—	—	—	

Double Offset Box Wrenches - Short Pattern - 45° - Chrome

Wrench		Part Number				
Opening	Martin	Snap-On	Proto	Armstrong	Gray	
5/16 x 3/8	9721	XS1012	N.A.	—	—	
3/8 x 7/16	9723	XS1214	8160	27-143	476	
7/16 x 1/2	9725	XS1416	8160	27-158	—	
1/2 x 9/16	9725B	XS1618	8161	27-167	277	
9/16 x 5/8	9727	XS1820	8161	27-179	—	
5/8 x 11/16	9727A	—	8162	27-194	278	
5/8 x 3/4	9729	XS2024	N.A.	—	—	

Double Offset Box Wrenches - Short Pattern - 45° - Ind. Black

Wrench		Part Number				
Opening	Martin	Snap-On	Proto	Armstrong	Gray	
5/16 x 3/8	BLK9721	GXS01012	N.A.	N.A.	N.A.	
3/8 x 7/16	BLK9723	GXS01214	N.A.	N.A.	N.A.	
7/16 x 1/2	BLK9725	GXS01416	N.A.	N.A.	N.A.	
1/2 x 9/16	BLK9725B	GXS01618	N.A.	N.A.	N.A.	
9/16 x 5/8	BLK9727	GXS01820	N.A.	N.A.	N.A.	
5/8 x 11/16	BLK9727A	—	N.A.	N.A.	N.A.	
5/8 x 3/4	BLK9729	GXS02024	N.A.	N.A.	N.A.	

Double Offset Box Wrenches - Long Pattern - 45° - Chrome

Wrench		Part Number				
Opening	Martin	Snap-On	Proto	Armstrong	Gray	
3/8 x 7/16	8723	XB1214	8180	27-343	2840	
7/16 x 1/2	8725	XB1416	N.A.	27-358	—	
1/2 x 9/16	8725B	XB1618	8181	27-367	2843	
9/16 x 5/8	8727	XB1820	N.A.	27-379	—	
5/8 x 11/16	8727A	XB2022	8182	27-394	2846	
5/8 x 3/4	8729	XB2024	N.A.	27-397	—	
11/16 x 3/4	8029B	XB2224	N.A.	27-406	—	
3/4 x 7/8	8731A	XB2428	8184	27-424	—	
13/16 x 7/8	8731B	XB2628	N.A.	2852	—	
7/8 x 15/16	8033A	XB2830	N.A.	27-439	—	
15/16 x 1	8033C	XB3032	8185	27-451	2855	
1 x 1-1/8	8735	—	—	—	—	
1-1/16 x 1-1/8	8735A	—	N.A.	27-466	2858	
1-1/16 x 1-1/4	8037	XB3440	N.A.	27-469	—	
1-1/8 x 1-5/16	8037A	—	N.A.	27-475	—	
1-1/4 x 1-5/16	8039B	XB4042	N.A.	—	—	
1-1/4 x 1-7/16	8039	—	N.A.	27-481	2864	
1-5/16 x 1-1/2	8040A	—	N.A.	—	—	
1-3/8 x 1-7/16	8040C	XB4446	N.A.	—	—	
1-3/8 x 1-1/2	8040	—	N.A.	—	—	
1-7/16 x 1-1/2	8040B	—	N.A.	—	—	

Double Offset Box Wrenches - Long Pattern - 45° - Ind. Black

Wrench		Part Number				
Opening	Martin	Snap-On	Proto	Armstrong	Gray	
3/8 x 7/16	BLK8723	GXB1214	N.A.	32-243	2840B	
7/16 x 1/2	BLK8725	GXB1416	N.A.	32-258	—	
1/2 x 9/16	BLK8725B	GXB1618	N.A.	32-267	2843B	
9/16 x 5/8	BLK8727	GXB1820	N.A.	32-279	—	
5/8 x 11/16	BLK8727A	GXB2022	N.A.	—	2846B	
5/8 x 3/4	BLK8729	GXB2024	N.A.	32-297	—	
11/16 x 3/4	BLK8029B	GXB2224	N.A.	32-306	—	
3/4 x 7/8	BLK8731A	—	N.A.	32-324	—	
13/16 x 7/8	BLK8731B	GXB2628	N.A.	32-333	2852B	
7/8 x 15/16	BLK8033A	GXB2830	N.A.	—	—	
15/16 x 1	BLK8033C	GXB3032	N.A.	32-351	2855B	
1 x 1-1/8	BLK8735	—	N.A.	—	—	
1-1/16 x 1-1/8	BLK8735A	—	N.A.	32-366	2858B	
1-1/16 x 1-1/4	BLK8037	GXB3440	N.A.	32-369	—	
1-1/8 x 1-5/16	BLK8037A	—	N.A.	—	—	
1-1/4 x 1-5/16	BLK8039B	GXB4042	N.A.	—	—	
1-1/4 x 1-7/16	BLK8039	—	N.A.	—	2864B	
1-5/16 x 1-1/2	BLK8040A	—	N.A.	—	—	
1-3/8 x 1-7/16	BLK8040C	GXB4446	N.A.	—	—	
1-3/8 x 1-1/2	BLK8040	—	N.A.	—	—	
1-7/16 x 1-1/2	BLK8040B	—	N.A.	—	—	

Hydraulic Wrenches - Angle Openings - 15°-60° - Chrome

Wrench		Part Number				
Opening	Martin	Snap-On	Proto	Armstrong	Gray	
11/32 x 11/32	3710A	VS11A	3322	N.A.	N.A.	
3/8 x 3/8	3710	VS12A	3324	27-812	N.A.	
7/16 x 7/16	3711	VS14A	3328	27-814	N.A.	
1/2 x 1/2	3712	VS16A	3332	27-816	N.A.	
9/16 x 9/16	3713	VS18A	3336	27-818	N.A.	
5/8 x 5/8	3714	VS20A	3340	27-820	N.A.	
11/16 x 11/16	3715	VS22A	—	27-822	N.A.	
3/4 x 3/4	3716	VS24A	—	27-824	N.A.	
13/16 x 13/16	3717	VS26A	—	27-826	N.A.	
7/8 x 7/8	3718	VS28A	—	27-828	N.A.	
15/16 x 15/16	3719	VS30A	—	27-830	N.A.	
1 x 1	3720	VS32A	—	27-832	N.A.	
1-1/16 x 1-1/16	3721	VS34A	—	27-834	N.A.	
1-1/8 x 1-1/8	3722	VS36A	—	27-836	N.A.	
1-3/16 x 1-3/16	3722A	—	N.A.	N.A.	N.A.	
1-1/4 x 1-1/4	3723	VS40A	—	27-840	N.A.	
1-3/8 x 1-3/8	3724	VS42A	—	27-842	N.A.	
1-7/16 x 1-7/16	3725	VS46A	—	27-846	N.A.	
1-1/2 x 1-1/2	3726	VS48A	—	27-848	N.A.	

Hydraulic Wrenches - Angle Openings - 15°-60° - Ind. Black

Wrench		Part Number				
Opening	Martin	Snap-On	Proto	Armstrong	Gray	
11/32 x 11/32	BLK3710A	—	N.A.	N.A.	N.A.	
3/8 x 3/8	BLK3710	GV512A	N.A.	N.A.	N.A.	
7/16 x 7/16	BLK3711	GV514A	N.A.	N.A.	N.A.	
1/2 x 1/2	BLK3712	GV516A	N.A.	N.A.	N.A.	
9/16 x 9/16	BLK3713	GV518A	N.A.	N.A.	N.A.	
5/8 x 5/8	BLK3714	GV520A	N.A.	N.A.	N.A.	
11/16 x 11/16	BLK3715	GV522A	N.A.	N.A.	N.A.	
3/4 x 3/4	BLK3716	GV524A	N.A.	N.A.	N.A.	
13/16 x 13/16	BLK3717	GV526A	N.A.	N.A.	N.A.	
7/8 x 7/8	BLK3718	GV528A	N.A.	N.A.	N.A.	
15/16 x 15/16	BLK3719	GV530A	N.A.	N.A.	N.A.	
1 x 1	BLK3720	GV532A	N.A.	N.A.	N.A.	
1-1/16 x 1-1/16	BLK3721	—	N.A.	N.A.	N.A.	
1-1/8 x 1-1/8	BLK3722	—	N.A.	N.A.	N.A.	
1-3/16 x 1-3/16	BLK3722A	—	N.A.	N.A.	N.A.	
1-1/4 x 1-1/4	BLK3723	—	N.A.	N.A.	N.A.	
1-3/8 x 1-3/8	BLK3724	—	N.A.	N.A.	N.A.	
1-7/16 x 1-7/16	BLK3725	—	N.A.	N.A.	N.A.	
1-1/2 x 1-1/2	BLK3726	—	N.A.	N.A.	N.A.	

Service Wrenches 30° - Chrome

Wrench		Part Number				
Opening	Martin	Snap-On	Proto	Armstrong	Gray	
3/4	1224	N.A.	3524	28-024	N.A.	
13/16	1226	N.A.	3526	—	N.A.	
7/8	1228	N.A.	3528	28-028	N.A.	
15/16	1230	N.A.	3530	28-030	N.A.	
1	1232	N.A.	3532	28-032	N.A.	
1-1/16	1234	N.A.	3534	28-034	N.A.	
1-1/8	1236	N.A.	3536	28-036	N.A.	
1-3/16	1238	N.A.	3538	28-038	N.A.	
1-1/4	1240	N.A.	3540	28-040	N.A.	
1-5/16	1236S	N.A.	—	—	N.A.	
1-5/16	1242	N.A.	3542	28-042	N.A.	
1-3/8	1244	N.A.	3544	28-044	N.A.	
1-7/16	1246	N.A.	3546	28-046	N.A.	

Part Number Interchange



Pin Spanner — Ind. Black					
For Circle Diameter	Part Number				
	Martin	Snap-On	Proto	Armstrong	Gray
1	452	N.A.	N.A.	34-201	N.A.
1-1/4	453	N.A.	N.A.	34-204	N.A.
1-1/2	454	N.A.	N.A.	34-207	N.A.
1-3/4	455	N.A.	N.A.	34-210	N.A.
2	456	N.A.	N.A.	34-213	N.A.
2-1/4	457	N.A.	N.A.	34-216	N.A.
2-1/2	458	N.A.	N.A.	34-219	N.A.
2-3/4	459	N.A.	N.A.	34-222	N.A.
3	460	N.A.	N.A.	34-225	N.A.
3-1/4	461	N.A.	N.A.	34-228	N.A.
3-1/2	462	N.A.	N.A.	34-231	N.A.
3-3/4	463	N.A.	N.A.	34-234	N.A.
4	464	N.A.	N.A.	34-237	N.A.
5	466	N.A.	N.A.	34-240	N.A.
6	468	N.A.	N.A.	34-243	N.A.

Face Spanner — Ind. Black					
Center Distance of Pins	Part Number				
	Martin	Snap-On	Proto	Armstrong	Gray
1	418	N.A.	N.A.	34-101	N.A.
1-1/4	420	N.A.	N.A.	34-104	N.A.
1-1/2	422	N.A.	N.A.	34-107	N.A.
1-3/4	424	N.A.	N.A.	34-110	N.A.
2	426	N.A.	N.A.	34-113	N.A.
2-1/4	428	N.A.	N.A.	34-116	N.A.
2-1/2	430	N.A.	N.A.	34-119	N.A.
2-3/4	432	N.A.	N.A.	34-122	N.A.
3	434	N.A.	N.A.	34-124	N.A.
3-1/4	436	N.A.	N.A.	34-127	N.A.
3-1/2	438	N.A.	N.A.	34-130	N.A.
3-3/4	440	N.A.	N.A.	34-133	N.A.
4	442	N.A.	N.A.	34-136	N.A.

Adjustable Hook Spanner — Ind. Black					
Capacity Range	Part Number				
	Martin	Snap-On	Proto	Armstrong	Gray
3/4 to 2	471	AHS300	C471	34-301	AHS2
1-1/4 to 3	472	AHS301	C472	34-304	AHS3
2 to 4-3/4	474	AHS304	C474	34-307	AHS4
4-1/2 to 6-1/4	474A	AHS307	C474A	34-310	AHS6
6-1/8 to 8-3/4	474B	—	—	34-313	AHS8

Adjustable Pin Spanner — Ind. Black					
Capacity Range	Part Number				
	Martin	Snap-On	Proto	Armstrong	Gray
3/4 to 2	471	APS351	N.A.	34-351	APS2
3/4 to 2	0471A	—	N.A.	34-354	APS21
1-1/4 to 3	472	—	N.A.	34-357	APS3
1-1/4 to 3	0472A	—	N.A.	34-360	APS31
2 to 4-3/4	474	APS363	N.A.	34-363	—
4-1/2 to 6-1/4	0474A	APS366	N.A.	34-366	APS6

Construction Wrench 15° Angle — Ind. Black					
Wrench Opening	Part Number				
	Martin	Snap-On	Proto	Armstrong	Gray
5/8	203A	N.A.	C203A	32-820	N.A.
11/16	203	N.A.	C203	32-822	N.A.
3/4	204A	N.A.	C204A	32-824	N.A.
7/8	205	N.A.	C205	32-828	N.A.
15/16	206	N.A.	C206C	32-830	N.A.
1	206B	N.A.	C206B	32-832	N.A.
1-1/16	207	N.A.	C207	32-834	N.A.
1-1/8	207A	N.A.	C207A	32-836	N.A.
1-1/4	208	N.A.	C208	32-840	N.A.
1-5/16	208A	N.A.	—	32-842	N.A.
1-7/16	209	N.A.	C209	32-846	N.A.
1-1/2	209A	N.A.	C209A	32-848	N.A.
1-5/8	210	N.A.	C210	32-852	N.A.
1-11/16	210A	N.A.	C210A	—	N.A.
1-13/16	211	N.A.	C211	32-858	N.A.
1-7/8	211A	N.A.	C211A	32-860	N.A.
2	212	N.A.	C212	32-864	N.A.

Structural Wrench Offset — Ind. Black					
Wrench Opening	Part Number				
	Martin	Snap-On	Proto	Armstrong	Gray
5/8	903A	N.A.	C903A	32-520	903A
11/16	903	N.A.	C903	—	903
3/4	904A	N.A.	C904A	32-524	904A
13/16	905A	N.A.	C905A	—	—
7/8	905	N.A.	C905	32-528	905
15/16	906C	N.A.	C905B	32-530	906
1	906B	N.A.	C906B	32-532	906B
1-1/16	907	N.A.	C907	32-534	907
1-1/8	907A	N.A.	C907A	32-536	907A
1-1/4	908	N.A.	C908	32-540	908
1-5/16	908A	N.A.	C908A	32-542	908A
1-7/16	909	N.A.	C909	32-546	909
1-1/2	909A	N.A.	C909A	32-548	909A
1-5/8	910	N.A.	C910	32-552	910
1-11/16	910A	N.A.	C910A	32-554	—
1-13/16	911	N.A.	C911	32-558	911
1-7/8	911A	N.A.	C911A	32-560	911A
2	912	N.A.	C912	32-564	912

Structural Box Wrenches — Ind. Black					
Wrench Opening	Part Number				
	Martin	Snap-On	Proto	Armstrong	Gray
13/16	8905A	N.A.	2613	—	N.A.
7/8	8905	N.A.	2614	32-728	N.A.
15/16	8906	N.A.	2615	32-730	N.A.
1	8906B	N.A.	2616	32-732	N.A.
1-1/16	8907	N.A.	2617	32-734	N.A.
1-1/8	8907A	N.A.	2618	32-736	N.A.
1-1/4	8908	N.A.	2620	32-740	N.A.
1-5/16	8908A	N.A.	2621	32-742	N.A.
1-7/16	8909	N.A.	2623	32-746	N.A.
1-1/2	8909A	N.A.	2624	32-748	N.A.
1-5/8	8910	N.A.	2626	32-752	N.A.
1-11/16	8910A	N.A.	2627	32-754	N.A.
1-13/16	8911	N.A.	2629	32-758	N.A.
1-7/8	8911A	N.A.	2630	32-760	N.A.
2	8912	N.A.	2632	32-764	N.A.
2-3/16	8913	N.A.	2635	32-770	N.A.
2-3/8	8914	N.A.	2638	32-776	N.A.
2-9/16	8915	N.A.	2641	32-782	N.A.
2-3/4	8916	N.A.	2644	32-788	N.A.

Striking Face Box Wrenches — Offset Pattern — Ind. Black					
Wrench Opening	Part Number				
	Martin	Snap-On	Proto	Armstrong	Gray
1-1/16	8807	X340B	2617SW	33-034	66834
1-1/8	8807A	X360B	2618SW	33-036	66836
1-1/4	8808	X400C	2620SW	33-040	66840
1-5/16	8808A	X420B	2621SW	33-042	66842
1-3/8	8809B	X440B	—	—	66844
1-7/16	8809	X460B	2623SW	33-046	66846
1-1/2	8809A	X480B	2624SW	33-048	66848
1-5/8	8810	X520B	2626SW	33-052	66852
1-11/16	8810A	X540B	2627SW	33-054	66854
1-3/4	8811B	X560B	2628SW	33-056	66856
1-13/16	8811	X580B	2629SW	33-058	66858
1-7/8	8811A	X600B	2630SW	33-060	66860
1-15/16	8812A	—	—	33-062	66862
2	8812	X640B	2632SW	33-064	66864
2-1/8	8813B	—	2634SW	33-068	66868
2-3/16	8813	X700B	2635SW	33-070	66870
2-1/4	8813A	X720B	2636SW	33-072	66872
2-5/16	8814	—	2637SW	33-074	66874
2-3/8	8814	X760B	2638SW	33-076	66876
2-1/2	8815B	—	2640SW	33-080	66880
2-9/16	8815	X820B	2641SW	33-082	66882
2-5/8	8815A	X840B	2642SW	33-084	66884
2-3/4	8816	X880B	2644SW	33-088	66888
2-15/16	8816B	X940B	2647SW	33-094	66894
3	8817	—	2648SW	33-096	66896
3-1/8	8817A	X1000B	2650SW	33-100	66898

Striking Face Box Wrenches Offset Pattern — Ind. Black — Metric					
Wrench Opening	Part Number				
	Martin	Snap-On	Proto	Armstrong	Gray
32MM	8832MM	N.A.	2632WM	59-032	66932
36MM	8836MM	N.A.	2636WM	59-036	66936
41MM	8841MM	N.A.	2641WM	59-041	66941
46MM	8846MM	N.A.	2646WM	59-046	66946
50MM	8850MM	N.A.	2650WM	59-050	66950
55MM	8855MM	N.A.	2655WM	59-055	66955
60MM	8860MM	N.A.	2660WM	59-060	66960
65MM	8865MM	N.A.	2665WM	59-065	66965
70MM	8870MM	N.A.	2670WM	59-070	66970
75MM	8875MM	N.A.	2675WM	59-075	66975
80MM	8880MM	N.A.	2680WM	59-080	66980

Striking Face 6 Pt. Box Wrenches Straight Pattern — Ind. Black					
Wrench Opening	Part Number				
	Martin	Snap-On	Proto	Armstrong	Gray
1-1/16	RN7063	N.A.	2717SW	33-354	N.A.
1-1/4	RN7075	N.A.	2720SW	33-340	N.A.
1-7/16	RN7088	N.A.	2723SW	33-346	N.A.
1-5/8	RN7100	N.A.	2726SW	33-352	N.A.
1-13/16	RN7113	N.A.	2729SW	33-358	N.A.
2	RN7125	N.A.	2732SW	33-364	N.A.
2-3/16	RN7138	N.A.	2735SW	33-370	N.A.
2-3/8	RN7150	N.A.	2738SW	33-376	N.A.
2-9/16	RN7163	N.A.	2741SW	33-382	N.A.
2-3/4	RN7175	N.A.	2744SW	33-388	N.A.
2-15/16	RN7188	N.A.	2747SW	33-394	N.A.
3-1/8	RN7200	N.A.	2750SW	33-600	N.A.
3-1/2	RN7225	N.A.	2756SW	33-612	N.A.
3-7/8	RN7250	N.A.	2762SW	33-624	N.A.

Striking Face Box Wrenches — Straight Pattern 12 Pt. — Ind. Black					
Wrench Opening	Part Number				
	Martin	Snap-On	Proto	Armstrong	Gray
1-1/16	1807	—	SN17	—	N.A.
1-3/16	1808B	—	SN19	—	N.A.
1-1/4	1808	DX140	SN20	33-340	N.A.
1-5/16	1808A	DX142	USN321	33-342	N.A.
1-3/8	1809B	DX144	USN322	33-344	N.A.
1-7/16	1809	DX146	USN323	33-346	N.A.
1-1/2	1809A	DX148	USN324	33-348	N.A.
1-5/8	1810	DX152	USN326	33-352	N.A.
1-11/16	1810A	DX154	USN327	33-354	N.A.
1-3/4	1811B	DX156	USN328	33-356	N.A.
1-13/16	1811	DX158	USN329	33-358	N.A.
1-7/8	1811A	DX160	USN330	33-360	N.A.
2	1812	DX164	USN332	33-364	N.A.
2-1/16	1812B	DX166	USN333	33-366	N.A.
2-1/8	1813B	—	USN334	33-368	N.A.
2-3/16	1813	DX170	USN335	33-370	N.A.

Striking Face Box Wrenches — Straight Pattern 12 Pt. — Ind. Black					
Wrench Opening	Part Number				
	Martin	Snap-On	Proto	Armstrong	Gray
2-1/4	1813A	DX172	USN336	33-372	N.A.
2-3/8	1814	DX176	USN338	33-376	N.A.
2-9/16	1815	DX182	USN341	33-382	N.A.
2-5/8	1815A	DX184	USN342	33-384	N.A.
2-3/4	1816	DX188	USN344	33-388	N.A.
2-15/16	1816B	DX194	USN347	33-394	N.A.
3	1817A	DX196	USN348	33-396	N.A.
3-1/8	1817	DX1100	USN350	33-400	N.A.
3-3/8	1818A	DX1108	USN354	33-408	N.A.
3-1/2	1818	DX1112	USN356	33-412	N.A.
3-3/4	1819B	DX1120	USN360	33-420	N.A.
3-7/8	1819	DX1124	USN362	33-424	N.A.
4-1/8	1820B	DX1132	USN366	33-432	N.A.
4-1/4	1820	DX1136	USN368	33-436	N.A.
4-1/2	1821B	DX1144	USN372	33-444	N.A.
4-5/8	1821	DX1148	USN374	33-458	N.A.

Machinist Wrench — 12 Pt. — Ind. Black					
Wrench Opening	Part Number				
	Martin	Snap-On	Proto	Armstrong	Gray
1/2	801	N.A.	N.A.	N.A.	N.A.
9/16	802A	N.A.	N.A.	N.A.	N.A.
5/8	803A	N.A.	N.A.	N.A.	N.A.

TERMS & CONDITIONS OF SALE

These **Terms and Conditions of Sale**, along with Seller's **Standard Limited Warranty**, the contents of Seller's written acknowledgment, if any, to a purchase order or any other writing submitted by Purchaser to Seller; Seller's written proposal, if any, submitted by Seller to Purchaser; and the contents of any invoice submitted by Seller to Purchaser shall establish the commercial terms of the contract (the "Order") under which Martin Sprocket & Gear, Inc. ("Seller") agrees to sell parts and equipment ("Products") to the purchaser (the "Purchaser") and Purchaser agrees to purchase Products from Seller.

1. AGREEMENT: Notwithstanding any additional, differing, or conflicting terms in a purchase order or any other writing submitted by Purchaser to Seller, the terms of the Order shall constitute the entire agreement between Seller and Purchaser. Writings transmitted from Purchaser to Seller, such as a purchase order, that contain additional, conflicting, or differing terms from the Order shall not apply or in any way modify or alter the terms and conditions of the Order. Furthermore, writings with terms and/or conditions different from, or in addition to, the terms and conditions appearing in the Order, including any additional or differing terms and conditions contained in any purchase order submitted by the Purchaser, are expressly rejected. Purchaser's submission to Seller of an offer to purchase Products or Purchaser's acceptance of Seller's offer to sell Products, by whatever means, constitutes Purchaser's agreement that the Order contains the entire agreement between Purchaser and Seller. Purchaser's acceptance of the Order is expressly limited to the terms and conditions of the Order. Purchaser understands and acknowledges that the price Seller quoted for the Products is based upon Purchaser's acceptance of the terms and conditions of the Order and that the price for the Products would be different if other terms and conditions of sale were to apply.

2. ACCEPTANCE: If Seller is making an offer to sell Products, Purchaser may accept Seller's offer only on the terms and conditions set forth in the Order. If the Purchaser is making an offer to purchase Products from Seller, Seller's acceptance of Purchaser's offer is expressly conditioned on Purchaser's assent to the terms and conditions of the Order, and any commencement of performance by Purchaser shall be deemed to constitute such assent. Any additional and/or different terms and conditions proposed by Purchaser and/or any attempt by Purchaser to vary any of the terms and conditions of the Order shall be deemed a material alteration and is hereby objected to and rejected. Seller's shipment of any Products in response to a writing that attempts to vary any of the terms and conditions of the Order or Seller's acceptance of any payment by Purchaser shall not be deemed to constitute such assent to any additional and/or different terms and conditions proposed by Purchaser.

3. RISK OF LOSS: Unless a specific term of the Order provides otherwise, all shipments shall be shipped F.O.B. Seller's facility and risk of loss as to such Products shall pass and remain with Purchaser once Products depart Seller's facility.

4. SPECIFICATIONS: Seller shall furnish all stock Products as specified in the Order. Made-To-Order Products shall be furnished in accordance with the specifications, details, requirements and/or drawings supplied by Purchaser, or prepared by Seller at Purchaser's direction. Any drawings, specifications, and calculations submitted by Seller to Purchaser shall be reviewed and approved by Purchaser. Seller warrants that all Products covered by the Order will conform to the specifications, drawings, samples or other descriptions furnished to Seller or adopted by the Purchaser. If it is determined that the Products delivered under the Order fail to meet the specifications, then Purchaser will contact Seller and Seller shall make corrections in accordance with Seller's Limited Warranty.

5. LIMITED WARRANTY: Seller's Standard Limited Warranty is attached hereto and incorporated herein for all purposes.

6. PRICING, PACKAGING, DELIVERY AND PAYMENT: All Products shall be sold on the terms, conditions and at the price quoted in the Order. All terms of pricing, packaging, shipment, delivery and payment are included in the Order.

7. INSPECTION: Purchaser shall have reasonable time after delivery to inspect the Products covered by the Order. Purchaser shall accept or reject the Products promptly after inspection. Payment by Purchaser prior to its inspection will not constitute acceptance of items covered by the Order.

8. INDEMNIFICATION:

8.1 Seller agrees to indemnify and hold harmless the Purchaser, its successors and assigns against any and all liabilities, loss and expense (including attorney's fees) arising out of a third party product liability claim that results in a judicially determined, final, and non-appealable order finding that the Products were defective provided that no indemnification shall be provided for any loss (or any portion of any loss) determined to have resulted from the acts or omissions of the party seeking indemnification. Seller agrees to carry adequate product liability insurance to support this obligation and agrees to provide certificate(s) of insurance showing such coverage, as requested by Purchaser.

8.2 Notwithstanding any of the other provisions in this Section 8., Seller's obligation to indemnify the Purchaser is limited to the extent of Seller's product liability insurance and the coverages and exclusions provided for thereunder. In the event Seller's product liability insurance will not cover any of the claims described in Section 8.1., then Seller shall have no obligation to indemnify Purchaser. Seller's obligation to pay any judgment, award, or settlement is likewise limited by the product liability insurance coverage amounts and policy limits provided for under Seller's liability insurance policies. Seller's obligation to indemnify Purchaser shall not apply to any Product which Purchaser (or Purchaser's employees, contractors, customers, or assigns) have altered, tampered with, misused or neglected, or for which Seller's operating instructions and warnings have been ignored or removed or to the extent of the negligence or legal fault of any party other than Seller. Indemnification provided herein is conditioned upon Purchaser providing Seller prompt notice of any claim and allowing Seller, or its insurance company, control over the defense and/or settlement of any such claim.

8.3 Seller shall defend any suit or proceeding brought against Purchaser to the extent such suit or proceeding is based on a claim that any Product or part thereof (not developed, proposed or specifically mandated by Purchaser), constitutes an infringement of any patent. In the event that the sale or use of such Product, or any part thereof, is enjoined, Seller shall, at its own expense and its option, either: (a) procure for Purchaser, the right to continue using said Product; (b) replace same with a non-infringing Product; or (c) modify same so that it becomes non-infringing.

8.4 The obligations of Seller with respect to indemnification for third party product liability claims and patent infringement are solely and exclusively as stated herein. **THE INDEMNITY OBLIGATIONS WRITEN ABOVE ARE IN LIEU OF ALL OTHER INDEMNITIES WHATSOEVER, WHETHER ORAL, WRITTEN, EXPRESS, OR IMPLIED.**

9. TERMINATION:

9.1 Termination for Convenience: Purchaser, by written notice, shall have the right to terminate the Order, in whole or in part, at any time for its convenience. Upon receipt of written notice, Seller and any subcontractors and suppliers shall immediately cease all work with respect to the Products. Within thirty (30) days of Seller's receipt of any termination notice, Seller shall submit its claim for its costs of performance to the date of termination. The termination charges shall consist of a percentage of the contract price of the Products reflecting the

percentage of the work performed prior to the date of termination, plus any additional direct costs reasonably incurred as a result of the termination. Percentage of work performed and other charges must be verifiable by Purchaser. Upon payment of the termination charges, title to all Products for which Seller has been paid shall be vested in Purchaser.

9.2 Termination for Default: The Purchaser may terminate the whole or any part of the Seller's performance under the Order in any one of the following circumstances: (1) if the Seller fails to make delivery of the Products or to perform within the time specified herein or any extension thereof; (2) if the Seller delivers Products which do not conform to the specifications; or (3) if the Seller fails to perform any of the other provisions of the Order in accordance with its terms or so fails to make progress as to endanger performance hereunder. In the event of any such failure, Purchaser will provide Seller with written notice of the nature of the failure and Purchaser's intention to terminate for default. Such notice shall provide Seller a commercially reasonable opportunity to cure such failure. In the event Seller does not cure such failure within a commercially reasonable time of such notice, Purchaser may provide Seller with a written Notice of Termination for Default. In the event the Purchaser terminates the Order for default, as provided in this clause, the Purchaser's exclusive remedy for such default is to (i) receive a refund of the price actually paid to Seller upon the return of the Products to Seller's facility from which the Products were originally shipped or (ii) accept the Product as delivered with a mutually agreed to adjustment to the price.

10. CONFIDENTIAL INFORMATION:

10.1 In the performance of its obligations under the Order, Seller may have access to trade secrets and other confidential information, including but not limited to, drawings, data, costs, operating procedures, customers and methods of doing business, which may be owned or controlled by Purchaser and its affiliates ("Confidential Information"). If Seller does in fact have access to any of the Purchaser's Confidential Information in connection with the Order, Seller agrees that any such Confidential Information shall at all times remain the exclusive property of Purchaser and shall be used by Seller and its authorized employees, agents or subcontractors solely for the purpose of performing its obligations hereunder. Seller agrees to keep such Confidential Information in confidence and not to copy or permit others to copy the Confidential Information or disclose the same to unauthorized persons for a period of three (3) years, or for any trade secret for the period of time during which such item is considered a trade secret under applicable law.

10.2 If Seller is required to disclose the Confidential Information pursuant to any legal proceeding, Seller shall notify Purchaser in writing and allow Purchaser to seek appropriate judicial relief.

10.3 Notwithstanding the foregoing, nothing herein shall limit the Seller's right to disclose any information which: (1) was in or enters the public domain without fault of the Seller; (2) is received by Seller from a third party without restriction or breach of any duty of confidentiality; (3) was known to Seller prior to receipt and such prior knowledge is demonstrated by competent evidence; or (4) is required to be disclosed pursuant to government process, law, order, rule or regulation.

11. FORCE MAJEURE: Neither Purchaser nor Seller shall be deemed to have breached the Order as a result of delays in performance where such delays result from acts of God, fires, strikes, or occurrences, beyond the control, and without the fault, of the party seeking excuse. Any party seeking excuse under Section 11 shall promptly notify the other party in writing and take all reasonable steps to mitigate the effect of such delay on the other party. The time for performance by Seller shall be extended by a period equal to the length of any such excused delay. If any event of delay as identified in Section 11 is encountered by Seller and continues for more than ninety (90) days, the Purchaser shall have the right, but not the obligation, to terminate the Agreement for its Convenience in accordance with Section 9.1 entitled, "Termination For Convenience."

12. COMPLIANCE WITH LAWS: Seller certifies that its operations are in compliance with all applicable laws, executive orders, rules and regulations relating to Equal Employment Opportunity.

13. INSURANCE: Seller shall not insure the Product's for Purchaser's account, unless otherwise indicated in the Order.

14. ASSIGNMENT: The Order may not be assigned by either party without the written consent of the other party.

15. GOVERNING LAW: All disputes relating to the execution, interpretation, construction, performance, or enforcement of the Order and the rights and obligations of the parties shall be governed by the laws of, and resolved in the State or Federal courts in, the State of Texas. Purchaser hereby consents to and waives any objection to venue and jurisdiction in such courts.

16. CUMULATIVE REMEDIES: SELLER SHALL IN NO EVENT BE LIABLE TO PURCHASER, ANY PERSON WHO SHALL PURCHASE FROM PURCHASER, OR ANY PERSON THAT USES ANY PRODUCTS SOLO PURSUANT TO THE ORDER FOR DAMAGES OF ANY KIND, INCLUDING, BUT NOT LIMITED TO, DIRECT, INDIRECT, SPECIAL OR CONSEQUENTIAL DAMAGES OR LOSS OF PRODUCTION OR LOSS OF PROFITS RESULTING FROM ANY CAUSE WHATSOEVER, INCLUDING, BUT NOT LIMITED TO, ANY DELAY, ACT, ERROR, OR OMISSION OF SELLER, OR ANY DEFECT, FAILURE, OR MALFUNCTION OF THE PRODUCTS, AND SELLER'S SOLE LIABILITY SHALL BE TO REPAIR OR REPLACE ANY PRODUCTS COVERED BY THE ORDER F.O.B. SELLER'S FACILITY, WHETHER THE CLAIM FOR SUCH DAMAGES IS BASED UPON WARRANTY, CONTRACT, NEGLIGENCE, OR OTHERWISE.

17. SEVERABILITY: The terms and conditions of the Order are subject to all applicable laws and regulations. The unenforceability or invalidity of any provision of any of the writings that collectively constitute the Order shall not affect the validity or enforceability of the remaining provisions thereof, but such remaining provisions shall be construed and interpreted in such a manner as to carry out fully the intent of the parties.

18. DISPUTE RESOLUTION: The parties agree to attempt to resolve disputes prior to submitting such disputes to determination by litigation by good-faith negotiations between knowledgeable, responsible representatives of each party who are fully authorized to settle any such dispute.

19. WAIVER: Seller's failure to insist on performance of any term, condition, or instruction, or failure to exercise any right or privilege, or its waiver of any breach, shall not thereafter waive any such term, condition, instruction, right, or privilege.

LIMITED WARRANTY

Subject to the limitation expressed in subsequent paragraphs, *Martin* Sprocket & Gear, Inc. and *Martin* Sprocket & Gear Canada Inc., and *Martin* Sprocket & Gear de Mexico, S.A. de C.V., make the following warranties: We warrant that each of our products of manufacture will be free from defects in material and workmanship under normal use and service for twelve months from the date of delivery to the original user. We will correct any such defects in material or workmanship by repair or replacement of the product F.O.B. our plant. Tools will carry the following lifetime warranty: If a *Martin* tool fails to satisfactorily perform its designated use, it may be returned to the *Martin* distributor from which such tool was purchased and will be repaired or replaced without cost

THE FOREGOING WARRANTIES ARE EXPRESSLY IN LIEU OF ANY AND ALL REPRESENTATIONS, WARRANTIES AND CONDITIONS EXPRESSED OR IMPLIED, INCLUDING ANY IMPLIED WARRANTY OF MERCHANTABILITY OR FITNESS FOR A PARTICULAR PURPOSE WHETHER ARISING FROM STATUTE, COMMON LAW, CUSTOM, OR OTHERWISE. THE REMEDY OF REPAIR OR REPLACEMENT OF THE DEFECTIVE PRODUCT OR TOOL SET FORTH IN THE FOREGOING WARRANTIES SHALL BE THE EXCLUSIVE REMEDY AVAILABLE TO ANY PERSON.

Charges for correcting defects will not be allowed, nor can we accept goods returned to us for repair or replacement, unless we are previously notified of the defect in writing and the return or correction is authorized by us in writing. All warranty claims alleging defects of materials or workmanship must be submitted in writing within thirty days of the discovery of a defect or such claim shall be considered waived. (This paragraph is subject to the provisions of the Consumer Protection laws of Mexico.)

The foregoing warranties shall not apply to any products or tools which have been subjected to misuse, neglect or accident, or have been altered or tampered with, or have been used beyond their normal useful or expected life, or which have had corrective work done thereon without our written consent. **WE SHALL NOT BE LIABLE FOR ANY LOSS, INJURY, EXPENSE, OR DAMAGE, WHETHER DIRECT, CONSEQUENTIAL, INCIDENTAL, OR OTHERWISE, RESULTING FROM THE USE OF OUR PRODUCTS OR TOOLS OR CAUSED BY ANY DEFECT, FAILURE, OR MALFUNCTION OF ANY PRODUCT OR TOOL, WHETHER A CLAIM FOR SUCH DAMAGES IS BASED UPON WARRANTY, CONTRACT, NEGLIGENCE, OR OTHERWISE.** Equipment manufactured by others, and included in our proposal, is not warranted in any way by us but carries only the manufacturer's warranty, if any. No person has the authority to bind us to any representation or warranty other than the foregoing limited warranties as disclaimed

Sale of *Martin* products and tools shall be governed by the laws of the State of Texas and of the United States of America. The provisions of the United Nations Convention on Contracts for the International Sale of Goods or any local statute declaring it to have the force of law in the jurisdiction of one of the parties shall not apply to products or tools supplied hereunder.

"YOU ARE HEREBY NOTIFIED THAT ANY ADDITIONAL OR DIFFERENT TERMS FROM THOSE CONTAINED IN THIS LIMITED WARRANTY ARE OBJECTIONABLE. NO ADDITIONS OR CHANGES ARE BINDING ON *Martin* UNLESS THEY ARE IN WRITING AND SIGNED BY AN AUTHORIZED OFFICER."

NOTE: All past due invoices shall be payable to *Martin* Sprocket & Gear, Inc., at P.O. Box 91588, Arlington, Tarrant County, Texas 76015-0088. All past due invoices of *Martin* Sprocket & Gear Canada Inc., shall be payable at 896 Meyerside Drive, Mississauga, Ontario, Canada L5T 1R9. All past due Invoices of *Martin* Sprocket & Gear de Mexico, S.A. de C.V., shall be payable at Km. 52 Carretera, Naucalpan-Toluca, Calle 3 Mz.7 Lt. 11, Parque Industrial, Toluca 2000, Toluca, Edo. de Mexico, C.P. 50200. Reasonable attorneys' fees will be added if collection is forced.

ADDITIONAL TERMS & CONDITIONS APPLICABLE TO ORDERS OF *Martin* STOCK PARTS

TAXES: Any sales, use, consumption, or other similar tax applicable to the sale, purchase, or use of any Product is not included in quoted price and shall be paid by the Purchaser.

RETURNED PRODUCT: When it is desired to return Product for credit or exchange, it is necessary that permission in writing first be obtained from the nearest *Martin* Sprocket & Gear sales office.

SHIPMENTS: If Seller is not able to meet Purchaser's shipment requirements and/or expected dates of shipment, Seller will not accept liability for delays beyond Seller's control, nor will Seller accept cancellations unless a settlement has been agreed upon between all parties.

FREIGHT ALLOWANCE: Freight allowances are shown on the different product discount sheets. In cases where a Purchaser's specified routing of any Order is more costly than the routing selected by Seller, the excess charges will be added to the net amount of the invoice. Weights shown in supplier's publications are approximate, and may not be used to determine qualifications for freight allowance.

CASH DISCOUNT: Unless modified in the Order or Invoice, payment shall be: A 1% cash discount will be allowed on invoices paid net 15 days. All invoices are due in 30 days. Cash discount does not apply to other charges such as freight, postage, or delivery charges.

PUBLISHED DIMENSIONAL DATA: Due to changes in engineering and manufacturing processes and procedures, it becomes necessary, from time to time, to make alterations to products. Such alterations may not be reflected in supplier's publications. Therefore, if dimensions, specifications or appearances represented by pictures or drawings or tables are critical in their applications, please consult the factory for clarification or certified drawings.



USA

Corporate Offices – Sales & Manufacturing

Arlington, TX
817-258-3000 (FAX 817-258-3333)

Regional Manufacturing Plants

Albemarle, NC
704-982-9555 (FAX 704-982-9599)

Atlanta, GA
404-292-8744 (FAX 404-292-7771)

Burleson, TX
817-295-7151 (FAX 817-447-3840)

Danielsville, PA
610-837-1841 (FAX 610-837-7337)

Ft. Worth, TX
817-258-3000 (FAX 817-258-3173)

Montpelier, OH
419-485-5515 (FAX 419-485-3565)

Sacramento, CA
916-441-7172 (FAX 916-441-4600)

Branch Manufacturing Plants

Boston, MA
508-634-3990 (FAX 508-634-3998)

Charlotte, NC
704-394-9111 (FAX 704-394-9122)

Chicago, IL
847-298-8844 (FAX 847-298-2967)

Denver, CO
303-371-8466 (FAX 303-371-7116)

Houston, TX
713-849-4330 (FAX 713-849-4807)

Kansas City, MO
816-231-5575 (FAX 816-231-1959)

Los Angeles, CA
323-728-8117 (FAX 323-722-7526)

Minneapolis, MN
952-829-0623 (FAX 952-944-9385)

Nashville, TN
615-871-4730 (FAX 615-871-4125)

Pittsburgh, PA
724-452-4555 (FAX 724-452-5794)

Portland, OR
503-223-7261 (FAX 503-221-0203)

Tampa, FL
813-623-1705 (FAX 813-626-8953)

Manufacturing Only

Abilene, TX

Clarksville, TX

Dallas, TX

Mansfield, TX

Paragould, AR

CANADA

Cambridge, Ontario
519-621-0546 (FAX 519-621-4413)

Edmonton, Alberta
780-450-0888 (FAX 780-465-0079)

Mississauga, Ontario
905-670-1991 (FAX 905-670-2110)

MEXICO

Guadalajara, JAL
+52 33-3283-1188
(FAX +52 33-3271-8450)

Monterrey, N.L.
+52 811 156 6830
(FAX +52 81-1156-6833)

Toluca, MEX
+52 722 276 0800
(FAX +52 722-276-0801)

BRAZIL

São Paulo, SP
+55 19 3877 9400
(FAX +55 19-3877-9429)



Call *Martin* for your made-to-order and altered item requirements.

Martin Industrial Hand Tools are made in North America. For more information, contact your nearest *Martin* Distributor or Service Center.

COPYRIGHT 2016 • *Martin* SPROCKET & GEAR, INC. • ALL RIGHTS RESERVED • IHTC-2015