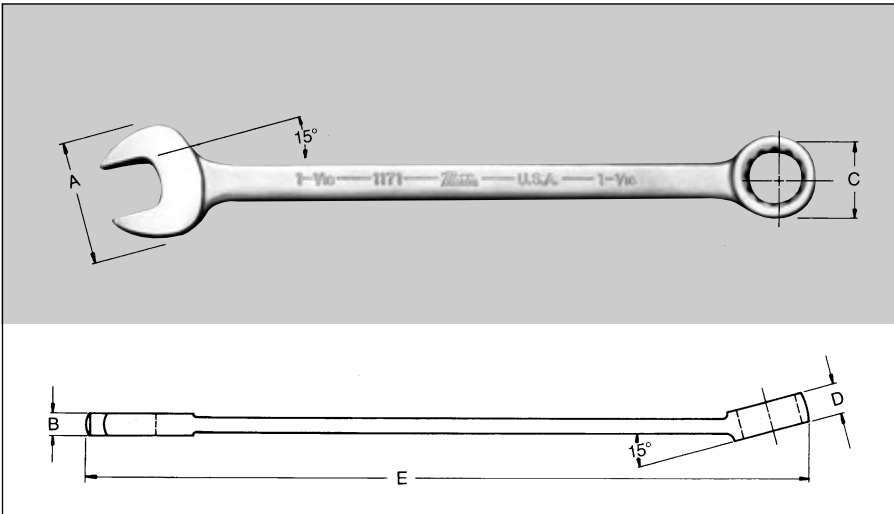


Combination Wrenches











American Alloy Steel

**Drop Forged
Long Pattern
15° Angle
12 Point Box**

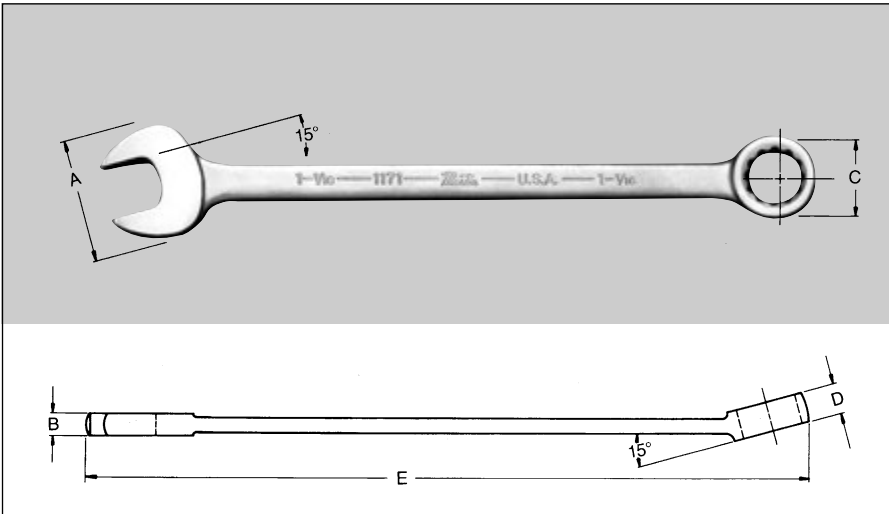
**Versatile, General
Purpose Wrench in a
Complete Range of
Openings, 1/4" through
2 1/2". Chrome and
Industrial Black Finish.**

Wrench Opening	Open End		Box End		Overall Length E	Weight Ea.-Lbs.	Chrome	Industrial Black	Std. Pkg. Qty.	Wrench Opening
	Diameter	Thickness	Diameter	Thickness			Part No.	Part No.		
	A	B	C	D						
1/4	19/32	11/64	7/16	7/32	5	.04	1158	BLK1158	6	1/4
5/16	5/16	11/16	33/64	1/4	5 1/2	.05	1159	BLK1159	6	5/16
11/32	11/16	3/16	33/64	1/4	5 1/2	.05	1159A	BLK1159A	6	11/32
3/8	13/16	3/16	17/32	9/32	6	.08	1160	BLK1160	6	3/8
7/16	15/16	7/32	11/16	9/16	6 1/2	.13	1161	BLK1161	6	7/16
1/2	1 1/16	1/4	25/32	11/32	7 1/8	.17	1162	BLK1162	6	1/2
9/16	1 3/16	9/32	27/32	3/8	7 3/4	.25	1163	BLK1163	6	9/16
5/8	1 5/16	9/32	15/16	13/32	8 1/2	.30	1164	BLK1164	6	5/8
11/16	1 7/16	5/16	1 1/32	7/16	9 1/4	.38	1165	BLK1165	6	11/16
3/4	1 9/16	11/32	1 1/8	15/32	10 1/8	.43	1166	BLK1166	6	3/4
13/16	1 11/16	23/64	1 13/64	1/2	11	.55	1167A	BLK1167A	6	13/16
7/8	1 13/16	3/8	1 1/32	17/32	12	.64	1167	BLK1167	6	7/8
15/16	1 15/16	13/32	1 3/8	9/16	13	.77	1168	BLK1168	6	15/16
1	2 1/16	13/32	1 15/32	19/32	14	.92	1170	BLK1170	6	1
1 1/16	2 3/16	7/16	1 9/16	5/8	15	1.07	1171	BLK1171	6	1 1/16
1 1/8	2 5/16	15/32	1 41/64	21/32	16 1/8	1.37	1172	BLK1172	6	1 1/8
1 3/16	2 7/16	1/2	1 13/16	23/32	17 3/16	1.37	1172A	BLK1172A	6	1 3/16
1 1/4	2 9/16	1/2	1 15/16	23/32	17 3/8	1.8	1173	BLK1173	1	1 1/4
1 3/16	2 11/16	17/32	1 7/8	3/4	18	2.1	1174	BLK1174	1	1 3/16
1 3/8	2 13/16	9/16	1 31/32	25/32	18 3/4	2.1	1175	BLK1175	1	1 3/8
1 1/2	2 15/16	19/32	2 1/16	19/16	19 1/2	3.6	1176	BLK1176	1	1 1/2
1 5/8	3 1/16	5/8	2 5/32	27/32	20 1/2	3.4	1177	BLK1177	1	1 5/8
1 7/8	3 3/16	21/32	2 11/32	7/8	21 1/2	3.4	1178A	BLK1178A	1	1 7/8
1 5/8	3 5/16	21/32	2 11/32	7/8	21 1/2	4.5	1180	BLK1180	1	1 5/8
1 11/16	3 7/16	11/16	2 7/16	29/32	22 1/2	4.5	1182	BLK1182	1	1 11/16
1 3/4	3 11/16	23/32	2 5/8	31/32	24	7.1	1184	BLK1184	1	1 3/4
1 13/16	3 13/16	23/32	2 5/8	31/32	24	7.0	1186	BLK1186	1	1 13/16
1 7/8	4 1/16	25/32	2 7/8	1 1/16	25 3/4	6.9	1188	BLK1188	1	1 7/8
1 15/16	4 3/16	25/32	2 7/8	1 1/16	25 3/4	6.8	1189	BLK1189	1	1 15/16
2	4 5/16	25/32	2 7/8	1 1/16	25 3/4	6.8	1190	BLK1190	1	2
2 1/16	4 3/32	13/16	3 1/16	1 5/16	27 1/2	8.3	1191	BLK1191	1	2 1/16
2 1/8	4 5/32	13/16	3 1/16	1 5/16	27 1/2	8.2	1192	BLK1192	1	2 1/8
2 3/16	4 17/32	7/8	3 3/32	1 9/16	29 1/4	7.9	1193	BLK1193	1	2 3/16
2 1/4	4 17/32	7/8	3 3/32	1 9/16	29 1/4	7.7	1194	BLK1194	1	2 1/4
2 3/8	5	31/32	3 17/32	1 9/16	31	12.1	1195	BLK1195	1	2 3/8
2 1/2	5	31/32	3 17/32	1 9/16	31	11.7	1196	BLK1196	1	2 1/2

Convenient Sets Provide Popular Wrench Sizes Ranging from 3/8" through 2" Openings. Sets are Available in 4 Sizes: 5, 7, 11 and 14 Wrenches, Packaged in a Handcrafted Fabric and Vinyl Roll Up Kit.

Chrome Sets							
C7K		C11K		C14K		HC5K	
							
OPENING	PART NO.	OPENING	PART NO.	OPENING	PART NO.	OPENING	PART NO.
3/8	1160	3/8	1160	3/8	1160	1 1/4	1173
7/16	1161	7/16	1161	7/16	1161	1 1/8	1176
1/2	1162	1/2	1162	1/2	1162	1 5/8	1180
9/16	1163	9/16	1163	9/16	1163	1 13/16	1186
5/8	1164	5/8	1164	5/8	1164	2	1190
11/16	1165	11/16	1165	11/16	1165	KIT BAG	C55
3/4	1166	3/4	1166	3/4	1166		
KIT BAG	C187	13/16	1167A	13/16	1167A		
		7/8	1167	7/8	1167		
		15/16	1168	15/16	1168		
		1	1170	1	1170		
		KIT BAG	C110	1 1/16	1171		
				1 1/8	1172		
				1 1/4	1173		
				KIT BAG	C140		
Industrial Black Sets							
CB7K		CB11K		CB14K		HCB5K	
							
OPENING	PART NO.	OPENING	PART NO.	OPENING	PART NO.	OPENING	PART NO.
3/8	BLK1160	3/8	BLK1160	3/8	BLK1160	1 1/4	BLK1173
7/16	BLK1161	7/16	BLK1161	7/16	BLK1161	1 1/8	BLK1176
1/2	BLK1162	1/2	BLK1162	1/2	BLK1162	1 5/8	BLK1180
9/16	BLK1163	9/16	BLK1163	9/16	BLK1163	1 13/16	BLK1186
5/8	BLK1164	5/8	BLK1164	5/8	BLK1164	2	BLK1190
11/16	BLK1165	11/16	BLK1165	11/16	BLK1165	KIT BAG	C55
3/4	BLK1166	3/4	BLK1166	3/4	BLK1166		
KIT BAG	C187	13/16	BLK1167A	13/16	BLK1167A		
		7/8	BLK1167	7/8	BLK1167		
		15/16	BLK1168	15/16	BLK1168		
		1	BLK1170	1	BLK1170		
		KIT BAG	C110	1 1/16	BLK1171		
				1 1/8	BLK1172		
				1 1/4	BLK1173		
				KIT BAG	C140		

Combination Wrenches – Metric



American Alloy Steel











**Drop Forged
Long Pattern**

**15° Angle
12 Point Box**

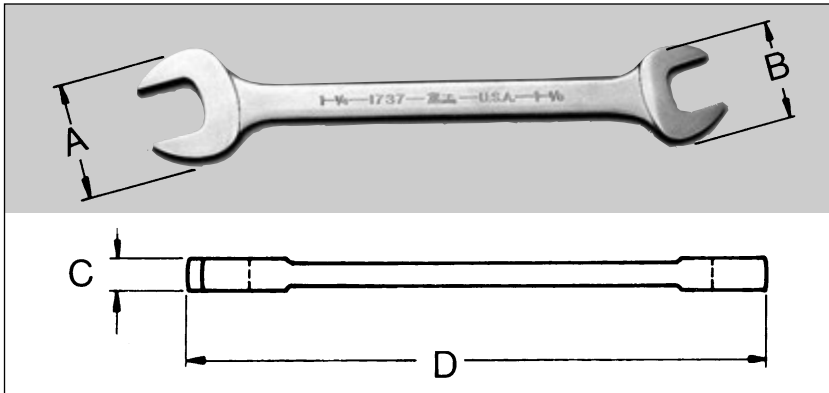
**Versatile, General
Purpose Wrench in a
Complete Range of
Openings, 6 mm through
60 mm. Chrome and
Industrial Black Finish.**

Wrench Opening	Open End		Box End		Overall Length E	Weight Ea.-Lbs.	Chrome	Industrial Black	Std. Pkg. Qty.	Wrench Opening
	Diameter	Thickness	Diameter	Thickness			Part No.	Part No.		
	A	B	C	D						
6 mm	15.0 mm	4.1 mm	11.2 mm	5.6 mm	127.0 mm	.04	1106MM	BLK1106MM	6	6 mm
7 mm	15.0 mm	4.1 mm	11.2 mm	5.6 mm	127.0 mm	.05	1107MM	BLK1107MM	6	7 mm
8 mm	17.5 mm	4.8 mm	13.2 mm	6.4 mm	139.7 mm	.05	1108MM	BLK1108MM	6	8 mm
9 mm	20.8 mm	5.6 mm	15.7 mm	7.4 mm	152.4 mm	.08	1109MM	BLK1109MM	6	9 mm
10 mm	24.1 mm	6.4 mm	17.8 mm	8.1 mm	165.1 mm	.13	1110MM	BLK1110MM	6	10 mm
11 mm	24.1 mm	6.4 mm	17.8 mm	8.1 mm	165.1 mm	.13	1111MM	BLK1111MM	6	11 mm
12 mm	26.9 mm	6.9 mm	20.3 mm	9.1 mm	180.8 mm	.17	1112MM	BLK1112MM	6	12 mm
13 mm	26.9 mm	6.9 mm	20.3 mm	9.1 mm	180.8 mm	.17	1113MM	BLK1113MM	6	13 mm
14 mm	30.2 mm	7.6 mm	22.1 mm	9.7 mm	196.9 mm	.25	1114MM	BLK1114MM	6	14 mm
15 mm	33.3 mm	8.1 mm	24.1 mm	10.9 mm	215.9 mm	.30	1115MM	BLK1115MM	6	15 mm
16 mm	33.3 mm	8.1 mm	24.1 mm	10.9 mm	215.9 mm	.30	1116MM	BLK1116MM	6	16 mm
17 mm	38.9 mm	8.9 mm	26.4 mm	11.7 mm	235.0 mm	.38	1117MM	BLK1117MM	6	17 mm
18 mm	38.9 mm	8.9 mm	26.4 mm	11.7 mm	235.0 mm	.38	1118MM	BLK1118MM	6	18 mm
19 mm	39.6 mm	9.4 mm	28.7 mm	12.7 mm	257.0 mm	.43	1119MM	BLK1119MM	6	19 mm
20 mm	42.9 mm	10.2 mm	31.0 mm	13.5 mm	279.4 mm	.55	1120MM	BLK1120MM	6	20 mm
21 mm	42.9 mm	10.2 mm	31.0 mm	13.5 mm	279.4 mm	.55	1121MM	BLK1121MM	6	21 mm
22 mm	46.0 mm	10.7 mm	33.0 mm	14.2 mm	304.8 mm	.64	1122MM	BLK1122MM	6	22 mm
23 mm	49.3 mm	11.4 mm	35.1 mm	15.0 mm	330.2 mm	.77	1123MM	BLK1123MM	6	23 mm
24 mm	49.3 mm	11.4 mm	35.1 mm	15.0 mm	330.2 mm	.77	1124MM	BLK1124MM	6	24 mm
25 mm	52.3 mm	10.4 mm	37.3 mm	15.0 mm	355.6 mm	.92	1125MM	BLK1125MM	6	25 mm
26 mm	55.6 mm	11.2 mm	39.6 mm	15.7 mm	381.0 mm	1.07	1126MM	BLK1126MM	6	26 mm
27 mm	55.6 mm	11.2 mm	39.6 mm	15.7 mm	381.0 mm	1.07	1127MM	BLK1127MM	1	27 mm
28 mm	58.9 mm	13.5 mm	41.7 mm	17.5 mm	409.4 mm	1.40	1128MM	BLK1128MM	1	28 mm
29 mm	58.9 mm	13.5 mm	41.7 mm	17.5 mm	409.4 mm	1.34	1129MM	BLK1129MM	1	29 mm
30 mm	65.5 mm	14.7 mm	46.0 mm	19.1 mm	436.6 mm	1.80	1130MM	BLK1130MM	1	30 mm
32 mm	68.3 mm	13.5 mm	47.8 mm	19.1 mm	457.2 mm	1.80	1132MM	BLK1132MM	1	32 mm
34 mm	71.4 mm	14.2 mm	50.0 mm	19.8 mm	476.3 mm	2.10	1134MM	BLK1134MM	1	34 mm
36 mm	74.7 mm	15.0 mm	52.3 mm	20.6 mm	495.3 mm	3.60	1136MM	BLK1136MM	1	36 mm
41 mm	84.1 mm	16.8 mm	59.4 mm	22.4 mm	546.1 mm	4.50	1141MM	BLK1141MM	1	41 mm
46 mm	93.7 mm	18.3 mm	66.5 mm	24.6 mm	609.6 mm	7.00	1146MM	BLK1146MM	1	46 mm
50 mm	103.1 mm	19.8 mm	73.2 mm	26.9 mm	654.1 mm	6.80	1150MM	BLK1150MM	1	50 mm
55 mm	115.1 mm	22.4 mm	81.8 mm	30.2 mm	743.0 mm	7.90	1155MM	BLK1155MM	1	55 mm
60 mm	127.0 mm	24.6 mm	89.7 mm	33.3 mm	787.4 mm	12.10	1160MM	BLK1160MM	1	60 mm

Convenient Sets Provide Popular Wrench Sizes Ranging from 7 mm through 32 mm Openings. Sets are Available in 5 Sizes: 7, 9, 11, 15 and 18 Wrenches, Packaged in a Handcrafted Fabric and Vinyl Roll Up Kit.

Chrome Sets				
C7KM	C9KM	C11KM	C15KM	C18KM
				
11 mm1111MM 12 mm1112MM 13 mm1113MM 14 mm1114MM 16 mm1116MM 17 mm1117MM 19 mm1119MM Kit BagC187	7 mm1107MM 8 mm1108MM 9 mm1109MM 10 mm1110MM 11 mm1111MM 12 mm1112MM 13 mm1113MM 14 mm1114MM 15 mm1115MM Kit BagC90	7 mm1107MM 8 mm1108MM 9 mm1109MM 10 mm1110MM 11 mm1111MM 12 mm1112MM 13 mm1113MM 14 mm1114MM 15 mm1115MM 16 mm1116MM 17 mm1117MM Kit BagC111	7 mm1107MM 8 mm1108MM 10 mm1110MM 12 mm1112MM 14 mm1114MM 16 mm1116MM 18 mm1118MM 20 mm1120MM 22 mm1122MM 24 mm1124MM 26 mm1126MM 28 mm1128MM 29 mm1129MM 30 mm1130MM 32 mm1132MM Kit BagC150	7 mm1107MM 8 mm1108MM 9 mm1109MM 10 mm1110MM 11 mm1111MM 12 mm1112MM 13 mm1113MM 14 mm1114MM 15 mm1115MM 16 mm1116MM 17 mm1117MM 18 mm1118MM 19 mm1119MM 20 mm1120MM 21 mm1121MM 22 mm1122MM 23 mm1123MM 24 mm1124MM Kit BagC180
Industrial Black Sets				
CB7KM	CB9KM	CB11KM	CB15KM	CB18KM
				
11 mmBLK1111MM 12 mmBLK1112MM 13 mmBLK1113MM 14 mmBLK1114MM 16 mmBLK1116MM 17 mmBLK1117MM 19 mmBLK1119MM Kit BagC187	7 mmBLK1107MM 8 mmBLK1108MM 9 mmBLK1109MM 10 mmBLK1110MM 11 mmBLK1111MM 12 mmBLK1112MM 13 mmBLK1113MM 14 mmBLK1114MM 15 mmBLK1115MM Kit BagC90	7 mmBLK1107MM 8 mmBLK1108MM 9 mmBLK1109MM 10 mmBLK1110MM 11 mmBLK1111MM 12 mmBLK1112MM 13 mmBLK1113MM 14 mmBLK1114MM 15 mmBLK1115MM 16 mmBLK1116MM 17 mmBLK1117MM Kit BagC111	7 mmBLK1107MM 8 mmBLK1108MM 10 mmBLK1110MM 12 mmBLK1112MM 14 mmBLK1114MM 16 mmBLK1116MM 18 mmBLK1118MM 20 mmBLK1120MM 22 mmBLK1122MM 24 mmBLK1124MM 26 mmBLK1126MM 28 mmBLK1128MM 29 mmBLK1129MM 30 mmBLK1130MM 32 mmBLK1132MM Kit BagC150	7 mmBLK1107MM 8 mmBLK1108MM 9 mmBLK1109MM 10 mmBLK1110MM 11 mmBLK1111MM 12 mmBLK1112MM 13 mmBLK1113MM 14 mmBLK1114MM 15 mmBLK1115MM 16 mmBLK1116MM 17 mmBLK1117MM 18 mmBLK1118MM 19 mmBLK1119MM 20 mmBLK1120MM 21 mmBLK1121MM 22 mmBLK1122MM 23 mmBLK1123MM 24 mmBLK1124MM Kit BagC180

Double Head Open End Wrenches



**American Alloy Steel
Drop Forged**

15° Angle

Comfortable Grip

**Chrome and
Industrial Black**

Wrench Opening	Diameter of Head A × B	Thickness of Head C	Length D	Wt. Ea. Lbs.	Chrome	Std. Pkg. Qty.	Industrial Black	Std. Pkg. Qty.	Wrench Opening
					Part No.		Part No.		
1/4 × 5/16	19/32 × 3/4	3/16	4	.03	1020	6	BLK-1020	6	1/4 × 5/16
5/16 × 11/32	19/32 × 3/4	3/16	4	.04	1720	6	BLK1720	6	5/16 × 11/32
5/16 × 3/8	19/32 × 3/4	3/16	4	.04	1721	6	BLK1721	6	5/16 × 3/8
5/16 × 13/32	19/32 × 3/4	3/16	4	.04	1021	6	BLK1021	6	5/16 × 13/32
3/8 × 7/16	3/4 × 29/32	13/64	4 7/8	.06	1723	6	BLK1723	6	3/8 × 7/16
3/8 × 1/2	3/4 × 29/32	13/64	4 7/8	.06	1723A	6	BLK1723A	6	3/8 × 1/2
7/16 × 1/2	29/32 × 1 1/8	1/4	5 3/4	.13	1725	6	BLK1725	6	7/16 × 1/2
7/16 × 9/16	29/32 × 1 1/8	1/4	5 3/4	.13	1725A	6	BLK1725A	6	7/16 × 9/16
1/2 × 9/16	1 1/16 × 1 1/8	1/4	6 1/8	.19	1725B	6	BLK1725B	6	1/2 × 9/16
1/2 × 5/8	1 1/4 × 1 1/8	1/4	6 1/8	.19	1726	6	BLK1726	6	1/2 × 5/8
9/16 × 5/8	1 1/2 × 1 1/4	17/64	6 3/4	.20	1727	6	BLK1727	6	9/16 × 5/8
9/16 × 11/16	1 3/16 × 1 1/16	19/64	7 1/2	.27	1027C	6	BLK1027C	6	9/16 × 11/16
19/32 × 11/16	1 3/16 × 1 1/16	19/64	7 1/2	.27	1027	6	BLK1027	6	19/32 × 11/16
5/8 × 11/16	1 3/16 × 1 1/16	19/64	7 1/2	.27	1027B	6	BLK1027B	6	5/8 × 11/16
9/16 × 3/4	1 3/16 × 1 1/16	19/64	7 1/2	.27	1728	6	BLK1728	6	9/16 × 3/4
5/8 × 3/4	1 3/16 × 1 1/8	5/16	8 1/2	.41	1729	6	BLK1729	6	5/8 × 3/4
11/16 × 3/4	1 5/16 × 1 5/8	5/16	8 1/2	.41	1029B	6	BLK1029B	6	11/16 × 3/4
11/16 × 25/32	1 5/16 × 1 1/8	5/16	8 1/2	.41	1029	6	BLK1029	6	11/16 × 25/32
11/16 × 13/16	1 5/16 × 1 5/8	5/16	8 1/2	.40	1029C	6	BLK1029C	6	11/16 × 13/16
11/16 × 7/8	1 5/16 × 1 1/8	5/16	8 1/2	.40	1030	6	BLK-1030	6	11/16 × 7/8
3/4 × 13/16	1 5/8 × 1 3/4	11/32	9 5/8	.50	1731	6	BLK1731	6	3/4 × 13/16
3/4 × 7/8	1 5/8 × 1 3/4	11/32	9 5/8	.50	1731A	6	BLK1731A	6	3/4 × 7/8
13/16 × 7/8	1 5/8 × 1 3/4	11/32	9 5/8	.50	1731B	6	BLK1731B	6	13/16 × 7/8
7/8 × 15/16	1 11/16 × 1 15/16	3/8	10 5/8	.75	1033A	6	BLK1033A	6	7/8 × 15/16
7/8 × 1	1 11/16 × 1 15/16	3/8	10 5/8	.72	1733	6	BLK1733	6	7/8 × 1
15/16 × 1	1 1/8 × 2 1/8	7/16	11 1/2	1.05	1033C	6	BLK1033C	6	15/16 × 1
7/8 × 1 1/16	1 1/8 × 2 1/8	7/16	11 1/2	1.03	1034	6	BLK1034	6	7/8 × 1 1/16
15/16 × 1 1/16	1 1/8 × 2 1/8	7/16	11 1/2	1.01	1034A	6	BLK1034A	6	15/16 × 1 1/16
1 × 1 1/8	2 1/8 × 2 1/4	7/16	12 1/2	1.18	1735	6	BLK1735	6	1 × 1 1/8
1 1/16 × 1 1/8	2 1/8 × 2 1/4	7/16	12 1/2	1.16	1036B	6	BLK1036B	6	1 1/16 × 1 1/8
1 1/16 × 1 1/4	2 1/4 × 2 5/8	1/2	13 3/4	1.6	1037	6	BLK1037	6	1 1/16 × 1 1/4
1 1/8 × 1 1/4	2 1/4 × 2 5/8	1/2	13 3/4	1.6	1737	6	BLK1737	6	1 1/8 × 1 1/4
1 1/8 × 1 5/16	2 1/4 × 2 5/8	1/2	13 3/4	1.6	1037A	6	BLK1037A	6	1 1/8 × 1 5/16
1 1/4 × 1 5/16	2 3/4 × 2 5/8	9/16	15 1/2	2.1	1039B	6	BLK1039B	1	1 1/4 × 1 5/16
1 1/4 × 1 3/8	2 3/4 × 2 5/8	9/16	15 1/2	2.1	1039	6	BLK1039	1	1 1/4 × 1 3/8
1 5/16 × 1 1/2	2 3/4 × 2 5/8	9/16	15 1/2	2.1	1039A	6	BLK1039A	1	1 5/16 × 1 1/2
1 3/8 × 1 1/2	2 3/4 × 2 5/8	9/16	15 1/2	2.0	1039C	6	BLK1039C	1	1 3/8 × 1 1/2
1 1/4 × 1 5/8	2 3/4 × 2 5/8	9/16	15 1/2	2.0	1040	6	BLK1040	1	1 1/4 × 1 5/8
1 1/16 × 1 5/8	2 3/4 × 3 1/4	5/8	17	3.1	1041	1	BLK1041	1	1 1/16 × 1 5/8
1 1/2 × 1 5/8	2 3/4 × 3 1/4	5/8	17	3.1	1041B	1	BLK1041B	1	1 1/2 × 1 5/8
1 11/16 × 1 7/8	3 3/4 × 4 1/8	3/4	19 1/2	7.2	—	—	BLK44A	1	1 11/16 × 1 7/8
1 13/16 × 2	3 3/4 × 4 1/8	3/4	19 1/2	6.9	—	—	BLK45	1	1 13/16 × 2
2 3/16 × 2 3/8	4 13/16 × 4 7/8	1 1/8	23	11.8	—	—	BLK49	1	2 3/16 × 2 3/8
2 1/4 × 2 1/8	4 13/16 × 4 7/8	1 1/8	23	11.7	—	—	BLK49A	1	2 1/4 × 2 1/8



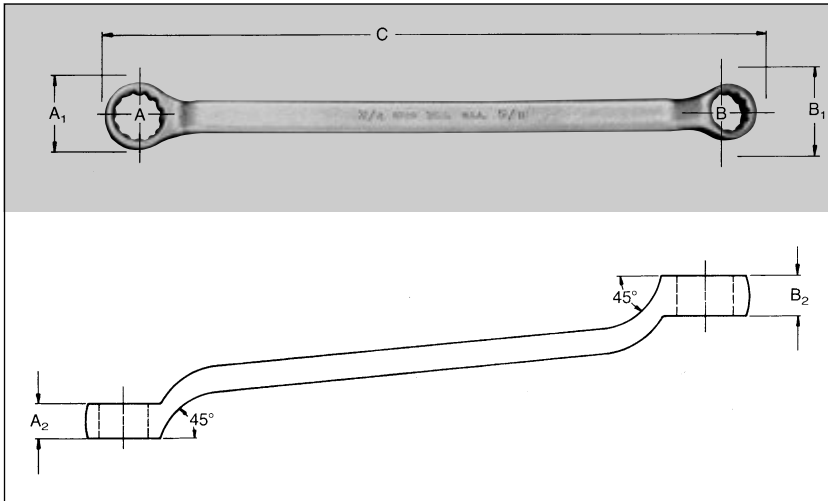
Double Head Open End Wrench Sets

6 Sets of Popular Sizes Provide a Wide Range of Openings in Chrome or Industrial Black Finish.

Chrome Sets					
OE6K		OE8K		OE11K	
OPENING	PART NO.	OPENING	PART NO.	OPENING	PART NO.
3/8 x 7/16	1723	1/4 x 5/16	1020	1/4 x 5/16	1020
1/2 x 9/16	1725B	3/8 x 7/16	1723	5/16 x 3/8	1721
5/8 x 11/16	1027B	1/2 x 9/16	1725B	3/8 x 7/16	1723
3/4 x 13/16	1731	5/8 x 11/16	1027B	7/16 x 1/2	1725
7/8 x 15/16	1033A	3/4 x 13/16	1731	1/2 x 9/16	1725B
1 x 1 1/8	1735	7/8 x 15/16	1033A	9/16 x 5/8	1727
Kit Bag	C60B	1 x 1 1/8	1735	5/8 x 11/16	1027B
		1 1/8 x 1 1/4	1037	3/4 x 13/16	1731
		Kit Bag	C81	7/8 x 15/16	1033A
				1 x 1 1/8	1735
				1 1/8 x 1 1/4	1037
				Kit Bag	C110
Industrial Black Sets					
BOE6K		BOE8K		BOE11K	
OPENING	PART NO.	OPENING	PART NO.	OPENING	PART NO.
3/8 x 7/16	BLK1723	1/4 x 5/16	BLK-1020	1/4 x 5/16	BLK-1020
1/2 x 9/16	BLK1725B	3/8 x 7/16	BLK1723	5/16 x 3/8	BLK1721
5/8 x 11/16	BLK1027B	1/2 x 9/16	BLK1725B	3/8 x 7/16	BLK1723
3/4 x 13/16	BLK1731	5/8 x 11/16	BLK1027B	7/16 x 1/2	BLK1725
7/8 x 15/16	BLK1033A	3/4 x 13/16	BLK1731	1/2 x 9/16	BLK1725B
1 x 1 1/8	BLK1735	7/8 x 15/16	BLK1033A	9/16 x 5/8	BLK1727
Kit Bag	C60B	1 x 1 1/8	BLK1735	5/8 x 11/16	BLK1027B
		1 1/8 x 1 1/4	BLK1037	3/4 x 13/16	BLK1731
		Kit Bag	C81	7/8 x 15/16	BLK1033A
				1 x 1 1/8	BLK1735
				1 1/8 x 1 1/4	BLK1037
				Kit Bag	C110

Double Offset Box Wrenches

Martin



American Alloy Steel

Drop Forged

12 Point Box

**Double Offset 45° for
Obstruction Clearance**

Different Opening in Each End.

Short Pattern

Wrench Opening	Diameter of Head		Thickness of Head		Length	Wt. Ea. Lbs.	Chrome	Industrial Black	Std. Pkg. Qty.	Wrench Opening
	A ₁	B ₁	A ₂	B ₂			Part No.	Part No.		A × B
A × B	A ₁	B ₁	A ₂	B ₂	C					A × B
5/16 × 3/8	15/32	35/64	7/32	1/4	4 1/4	.06	9721	BLK9721	6	5/16 × 3/8
3/8 × 7/16	17/32	5/8	17/64	5/16	4 5/8	.08	9723	BLK9723	6	3/8 × 7/16
7/16 × 1/2	5/8	23/32	5/16	11/32	5 1/16	.10	9725	BLK9725	6	7/16 × 1/2
1/2 × 9/16	23/32	13/16	11/32	3/8	5 1/2	.13	9725B	BLK9725B	6	1/2 × 9/16
9/16 × 5/8	13/16	7/8	3/8	7/16	5 15/16	.19	9727	BLK9727	6	9/16 × 5/8
5/8 × 11/16	7/8	1 1/32	7/16	15/32	6 1/2	.26	9727A	BLK9727A	6	5/8 × 11/16
5/8 × 3/4	7/8	1 1/32	7/16	15/32	6 1/2	.25	9729	BLK9729	6	5/8 × 3/4

Long Pattern

Wrench Opening	Diameter of Head		Thickness of Head		Length	Wt. Ea. Lbs.	Chrome	Industrial Black	Std. Pkg. Qty.	Wrench Opening
	A ₁	B ₁	A ₂	B ₂			Part No.	Part No.		A × B
A × B	A ₁	B ₁	A ₂	B ₂	C					A × B
3/8 × 7/16	17/32	19/32	9/32	9/32	6 15/32	.15	8723	BLK8723	6	3/8 × 7/16
7/16 × 1/2	5/8	11/16	5/16	5/16	7 3/4	.16	8725	BLK8725	6	7/16 × 1/2
1/2 × 9/16	11/16	13/16	3/8	3/8	8 5/8	.25	8725B	BLK8725B	6	1/2 × 9/16
9/16 × 5/8	25/32	7/8	3/8	3/8	9 1/2	.34	8727	BLK8727	6	9/16 × 5/8
5/8 × 11/16	7/8	31/32	13/32	13/32	10 5/16	.37	8727A	BLK8727A	6	5/8 × 11/16
5/8 × 3/4	7/8	1 1/32	29/64	29/64	11 13/16	.43	8729	BLK8729	6	5/8 × 3/4
11/16 × 3/4	1 1/32	1 5/32	15/32	15/32	11 7/8	.56	8029B	BLK8029B	6	11/16 × 3/4
3/4 × 7/8	1 1/32	1 1/8	1/2	1/2	12 3/16	.68	8731A	BLK8731A	6	3/4 × 7/8
13/16 × 7/8	1 5/32	1 1/32	17/32	17/32	13 1/16	.74	8731B	BLK8731B	6	13/16 × 7/8
7/8 × 15/16	1 1/16	1 13/32	9/16	9/16	14 1/16	1.0	8033A	BLK8033A	6	7/8 × 15/16
15/16 × 1	1 1/16	1 13/32	9/16	9/16	14 1/16	1.0	8033C	BLK8033C	6	15/16 × 1
1 × 1 1/8	1 13/32	1 17/32	21/32	21/32	15 1/16	1.4	8735	BLK8735	6	1 × 1 1/8
1 1/16 × 1 1/8	1 13/32	1 17/32	21/32	21/32	15 3/16	1.4	8735A	BLK8735A	6	1 1/16 × 1 1/8
1 1/16 × 1 1/4	1 1/16	1 13/16	1 1/16	1 1/16	17 3/16	1.8	8037	BLK8037	1	1 1/16 × 1 1/4
1 1/8 × 1 1/16	1 1/16	1 13/16	1 1/16	1 1/16	17 3/16	1.8	8037A	BLK8037A	1	1 1/8 × 1 1/16
1 1/4 × 1 1/16	1 7/8	2 1/16	3/4	3/4	18 3/8	2.4	8039B	BLK8039B	1	1 1/4 × 1 1/16
1 1/4 × 1 1/8	1 7/8	2 1/16	3/4	3/4	18 3/8	2.4	8039	BLK8039	1	1 1/4 × 1 1/8
1 5/16 × 1 1/2	2	2 1/16	25/32	13/16	20 1/16	2.8	8040A	BLK8040A	1	1 5/16 × 1 1/2
1 3/8 × 1 7/16	2	2 1/16	25/32	13/16	20 1/16	2.8	8040C	BLK8040C	1	1 3/8 × 1 7/16
1 3/8 × 1 1/2	2	2 1/16	25/32	13/16	20 1/16	2.8	8040	BLK8040	1	1 3/8 × 1 1/2
1 7/16 × 1 1/2	2	2 1/16	25/32	13/16	20 1/16	2.8	8040B	BLK8040B	1	1 7/16 × 1 1/2

Chrome Sets

BO6K



$\frac{3}{8} \times \frac{7}{16}$	8723
$\frac{7}{16} \times \frac{1}{2}$	8725
$\frac{1}{2} \times \frac{9}{16}$	8725B
$\frac{9}{16} \times \frac{5}{8}$	8727
$\frac{11}{16} \times \frac{3}{4}$	8029B
$\frac{13}{16} \times \frac{7}{8}$	8731B
Kit Bag	C60B

BO11K



$\frac{3}{8} \times \frac{7}{16}$	8723
$\frac{7}{16} \times \frac{1}{2}$	8725
$\frac{1}{2} \times \frac{9}{16}$	8725B
$\frac{9}{16} \times \frac{5}{8}$	8727
$\frac{5}{8} \times \frac{11}{16}$	8727A
$\frac{11}{16} \times \frac{3}{4}$	8029B
$\frac{13}{16} \times \frac{7}{8}$	8731B
$\frac{15}{16} \times 1$	8033C
$1\frac{1}{16} \times 1\frac{1}{8}$	8735A
$1\frac{1}{16} \times 1\frac{1}{4}$	8037
$1\frac{1}{4} \times 1\frac{1}{16}$	8039B
Kit Bag	C110

Industrial Black Sets

BBO6K



$\frac{3}{8} \times \frac{7}{16}$	BLK8723
$\frac{7}{16} \times \frac{1}{2}$	BLK8725
$\frac{1}{2} \times \frac{9}{16}$	BLK8725B
$\frac{9}{16} \times \frac{5}{8}$	BLK8727
$\frac{11}{16} \times \frac{3}{4}$	BLK8029B
$\frac{13}{16} \times \frac{7}{8}$	BLK8731B
Kit Bag	C60B

BBO11K

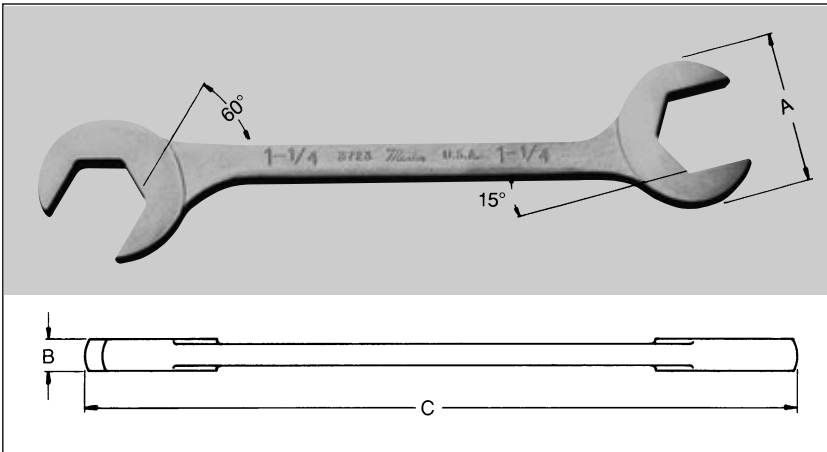


$\frac{3}{8} \times \frac{7}{16}$	BLK8723
$\frac{7}{16} \times \frac{1}{2}$	BLK8725
$\frac{1}{2} \times \frac{9}{16}$	BLK8725B
$\frac{9}{16} \times \frac{5}{8}$	BLK8727
$\frac{5}{8} \times \frac{11}{16}$	BLK8727A
$\frac{11}{16} \times \frac{3}{4}$	BLK8029B
$\frac{13}{16} \times \frac{7}{8}$	BLK8731B
$\frac{15}{16} \times 1$	BLK8033C
$1\frac{1}{16} \times 1\frac{1}{8}$	BLK8735A
$1\frac{1}{16} \times 1\frac{1}{4}$	BLK8037
$1\frac{1}{4} \times 1\frac{1}{16}$	BLK8039B
Kit Bag	C110

Hydraulic Wrenches

Angle Openings SAE & Metric

Martin



**American Alloy Steel
Drop Forged**

**Permits Work in Extremely
Tight Clearance**

Thin Head

Same Opening Each End

Wrench Openings	Diameter of Head		Length	Wt. Ea. Lbs.	Chrome	Industrial Black	Std. Pkg. Qty.	Wrench Openings
	A	B			Part No.	Part No.		
1/32 X 1/32	0.8	0.2	4.8	.07	3710A	BLK3710A	6	1/32 X 1/32
3/16 X 3/16	0.8	0.2	4.8	.07	3710	BLK3710	6	3/16 X 3/16
7/16 X 7/16	0.9	0.2	5.0	.08	3711	BLK3711	6	7/16 X 7/16
1/2 X 1/2	1.0	0.2	5.5	.10	3712	BLK3712	6	1/2 X 1/2
9/16 X 9/16	1.1	0.3	6.0	.12	3713	BLK3713	6	9/16 X 9/16
5/8 X 5/8	1.2	0.3	6.3	.18	3714	BLK3714	6	5/8 X 5/8
11/16 X 11/16	1.3	0.3	7.0	.22	3715	BLK3715	6	11/16 X 11/16
3/4 X 3/4	1.4	0.3	7.3	.24	3716	BLK3716	6	3/4 X 3/4
13/16 X 13/16	1.6	0.3	7.5	.29	3717	BLK3717	6	13/16 X 13/16
7/8 X 7/8	1.7	0.3	8.3	.35	3718	BLK3718	6	7/8 X 7/8
15/16 X 15/16	1.8	0.3	9.0	.38	3719	BLK3719	6	15/16 X 15/16
1 X 1	1.9	0.3	9.8	.52	3720	BLK3720	6	1 X 1
1 1/16 X 1 1/16	2.1	0.3	10.0	.60	3721	BLK3721	6	1 1/16 X 1 1/16
1 1/8 X 1 1/8	2.3	0.3	11.0	.75	3722	BLK3722	6	1 1/8 X 1 1/8
1 3/16 X 1 3/16	2.3	0.3	11.0	.74	3722A	BLK3722A	6	1 3/16 X 1 3/16
1 1/4 X 1 1/4	2.4	0.3	11.5	.83	3723	BLK3723	6	1 1/4 X 1 1/4
1 3/8 X 1 3/8	2.7	0.4	12.5	1.2	3724	BLK3724	6	1 3/8 X 1 3/8
1 7/16 X 1 7/16	2.7	0.4	12.5	1.2	3725	BLK3725	6	1 7/16 X 1 7/16
1 1/2 X 1 1/2	2.7	0.4	12.5	1.2	3726	BLK3726	6	1 1/2 X 1 1/2
1 5/8 X 1 5/8	3.2	0.5	15.8	3.0	3727	BLK3727	1	1 5/8 X 1 5/8
1 11/16 X 1 11/16	3.3	0.5	16.5	3.4	3728	BLK3728	1	1 11/16 X 1 11/16
1 3/4 X 1 3/4	3.4	0.5	17.0	3.8	3729	BLK3729	1	1 3/4 X 1 3/4
1 13/16 X 1 13/16	3.6	0.5	17.8	4.5	3730	BLK3730	1	1 13/16 X 1 13/16
1 7/8 X 1 7/8	3.7	0.6	18.5	5.2	3731	BLK3731	1	1 7/8 X 1 7/8
2 X 2	3.9	0.6	19.3	5.9	3732	BLK3732	1	2 X 2
Wrench Openings	Diameter of Head		Length	Wt. Ea. Lbs.	Chrome		Std. Pkg. Qty.	Wrench Openings
	A	B			Part No.			
9 mm	19.8	5.6	120.7	.07	3709 MM		6	9 mm
10 mm	19.8	5.6	120.7	.07	3710 MM		6	10 mm
11 mm	22.4	5.6	127.0	.08	3711 MM		6	11 mm
12 mm	22.4	5.6	127.0	.08	3712 MM		6	12 mm
13 mm	25.4	5.6	139.7	.10	3713 MM		6	13 mm
14 mm	28.4	6.4	152.4	.12	3714 MM		6	14 mm
15 mm	28.4	6.4	152.4	.12	3715 MM		6	15 mm
16 mm	30.2	7.1	158.8	.18	3716 MM		6	16 mm
17 mm	30.2	7.1	158.8	.18	3717 MM		6	17 mm
18 mm	33.3	7.1	177.8	.22	3718 MM		6	18 mm
19 mm	36.6	7.1	184.2	.24	3719 MM		6	19 mm
20 mm	36.6	7.1	184.2	.24	3720 MM		6	20 mm
21 mm	40.4	7.1	190.5	.29	3721 MM		6	21 mm
22 mm	40.4	7.1	190.5	.29	3722 MM		6	22 mm
23 mm	42.9	7.1	209.6	.35	3723 MM		6	23 mm
24 mm	46.0	7.1	228.6	.38	3724 MM		6	24 mm
27 mm	52.3	7.9	254.0	.52	3727 MM		6	27 mm
30 mm	57.2	7.9	279.4	.60	3730 MM		6	30 mm
32 mm	60.5	8.6	292.1	.83	3732 MM		6	32 mm
34 mm	67.6	10.4	317.5	1.2	3734 MM		6	34 mm
36 mm	67.6	10.4	317.5	1.2	3736 MM		6	36 mm



Hydraulic Wrench Sets Angle Openings SAE & Metric

Convenient Angle Wrench Sets Keep Popular Sizes in Handy, Easy to Carry Roll Bags. 8 Sets Provide the Full Range of Openings in Chrome or Industrial Black Finish.

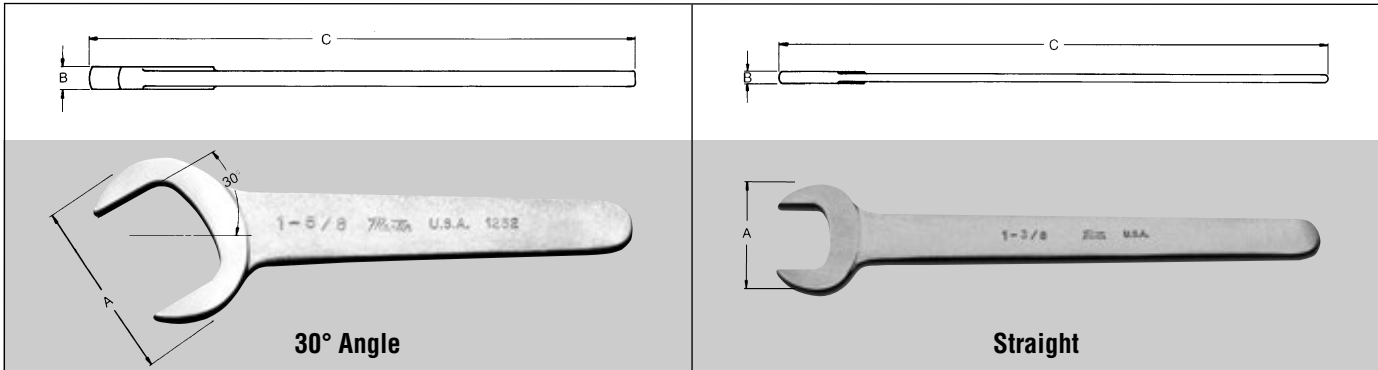
Chrome Sets SAE & Metric

OB7K		OB11K		OB15K		OB18K	
OPENING	PART NO.	OPENING	PART NO.	OPENING	PART NO.	OPENING	PART NO.
OB7K		OB11K		OB15K		OB15KM	
3/8 x 3/8	3710	3/8 x 3/8	3710	3/8 x 3/8	3710	10mm	3710MM
7/16 x 7/16	3711	7/16 x 7/16	3711	7/16 x 7/16	3711	11mm	3711MM
1/2 x 1/2	3712	1/2 x 1/2	3712	1/2 x 1/2	3712	12mm	3712MM
9/16 x 9/16	3713	9/16 x 9/16	3713	9/16 x 9/16	3713	13mm	3713MM
5/8 x 5/8	3714	5/8 x 5/8	3714	5/8 x 5/8	3714	14mm	3714MM
11/16 x 11/16	3715	11/16 x 11/16	3715	11/16 x 11/16	3715	15mm	3715MM
3/4 x 3/4	3716	3/4 x 3/4	3716	3/4 x 3/4	3716	16mm	3716MM
Roll Bag	C70	13/16 x 13/16	3717	13/16 x 13/16	3717	17mm	3717MM
OB7KM		7/8 x 7/8	3718	7/8 x 7/8	3718	18mm	3718MM
10mm	3710MM	15/16 x 15/16	3719	15/16 x 15/16	3719	19mm	3719MM
11mm	3711MM	1 x 1	3720	1 x 1	3720	21mm	3721MM
12mm	3712MM	Roll Bag	C111	1 1/8 x 1 1/8	3721	22mm	3722MM
13mm	3713MM			1 1/8 x 1 1/8	3722	24mm	3724MM
14mm	3714MM			1 3/8 x 1 3/8	3722	27mm	3727MM
15mm	3715MM			1 1/4 x 1 1/4	3723	30mm	3730MM
16mm	3716MM			Roll Bag	C180	Roll Bag	C180
Roll Bag	C70						

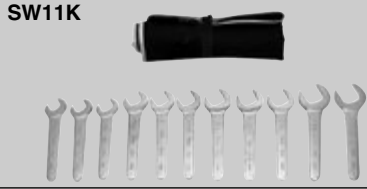
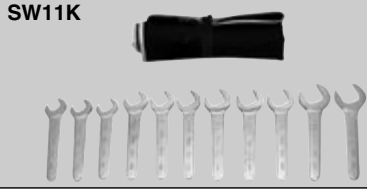

Industrial Black Sets

BOB7K		BOB11K		BOB15K		BOB18K	
OPENING	PART NO.	OPENING	PART NO.	OPENING	PART NO.	OPENING	PART NO.
BOB7K		BOB11K		BOB15K		BOB18K	
3/8 x 3/8	BLK3710	3/8 x 3/8	BLK3710	3/8 x 3/8	BLK3710	11/32 x 11/32	BLK3710A
7/16 x 7/16	BLK3711	7/16 x 7/16	BLK3711	7/16 x 7/16	BLK3711	3/8 x 3/8	BLK3710
1/2 x 1/2	BLK3712	1/2 x 1/2	BLK3712	1/2 x 1/2	BLK3712	7/16 x 7/16	BLK3711
9/16 x 9/16	BLK3713	9/16 x 9/16	BLK3713	9/16 x 9/16	BLK3713	1/2 x 1/2	BLK3712
5/8 x 5/8	BLK3714	5/8 x 5/8	BLK3714	5/8 x 5/8	BLK3714	9/16 x 9/16	BLK3713
11/16 x 11/16	BLK3715	11/16 x 11/16	BLK3715	11/16 x 11/16	BLK3715	5/8 x 5/8	BLK3714
3/4 x 3/4	BLK3716	3/4 x 3/4	BLK3716	3/4 x 3/4	BLK3716	13/16 x 13/16	BLK3715
Roll Bag	C70	13/16 x 13/16	BLK3717	13/16 x 13/16	BLK3717	3/4 x 3/4	BLK3716
		7/8 x 7/8	BLK3718	7/8 x 7/8	BLK3718	15/16 x 15/16	BLK3717
		15/16 x 15/16	BLK3719	15/16 x 15/16	BLK3719	7/8 x 7/8	BLK3718
		1 x 1	BLK3720	1 x 1	BLK3720	15/16 x 15/16	BLK3719
		Roll Bag	C111	1 1/8 x 1 1/8	BLK3721	1 1/2 x 1 1/2	BLK3726
				1 1/8 x 1 1/8	BLK3722	Roll Bag	C180
				1 1/8 x 1 1/8	BLK3722A		
				1 3/8 x 1 3/8	BLK3723		
				1 1/4 x 1 1/4	BLK3723		
				Roll Bag	C180		

Service Wrenches - SAE & Metric



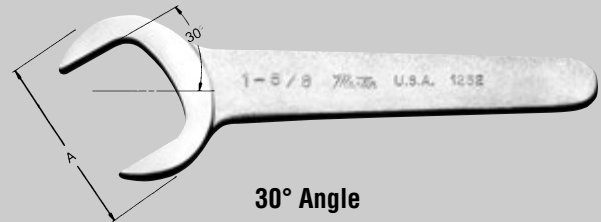
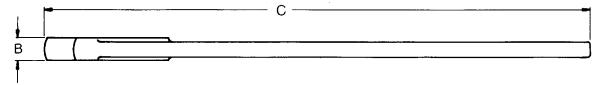
30° Angle Service Wrenches

Wrench Opening	Diameter of Head	Thickness of Head	Length C	Wt. Ea. Lbs.	Chrome	Industrial Black	Std. Pkg. Qty.	Wrench Opening																																																																	
	A	B			Part No.	Part No.																																																																			
3/4	1 1/16	1/4	6 5/16	.22	1224	BLK-1224	6	3/4																																																																	
13/16	1 1/16	1/4	6 5/16	.22	1226	BLK1226	6	13/16																																																																	
7/8	1 1/16	1/4	6 5/16	.22	1228	BLK1228	6	7/8																																																																	
15/16	1 1/8	1/4	6 5/8	.25	1230	BLK-1230	6	15/16																																																																	
1	1 7/8	1/4	6 7/8	.25	1232	BLK1232	6	1																																																																	
1 1/16	1 7/8	1/4	6 7/8	.25	1234	BLK1234	6	1 1/16																																																																	
1 1/8	2 1/16	1/4	7 1/16	.31	1236	BLK1236	6	1 1/8																																																																	
1 1/4	2 1/8	1/4	7 1/8	.31	1238	BLK1238	6	1 1/4																																																																	
1 1/4	2 1/8	1/4	7 3/16	.30	1240	BLK1240	6	1 1/4	<p style="text-align: center;">30° Angle Service Wrench Sets</p> <table border="1"> <thead> <tr> <th colspan="2">Chrome Set</th> <th colspan="2">Industrial Black Set</th> </tr> <tr> <th colspan="2">Part No.</th> <th colspan="2">Part No.</th> </tr> <tr> <th colspan="2">SW11K</th> <th colspan="2">BSW11K</th> </tr> <tr> <th>Opening</th> <th>Chrome Part No.</th> <th>Opening</th> <th>Industrial Black Part No.</th> </tr> </thead> <tbody> <tr> <td>3/4</td> <td>1224</td> <td>3/4</td> <td>BLK-1224</td> </tr> <tr> <td>13/16</td> <td>1226</td> <td>13/16</td> <td>BLK1226</td> </tr> <tr> <td>7/8</td> <td>1228</td> <td>7/8</td> <td>BLK1228</td> </tr> <tr> <td>15/16</td> <td>1230</td> <td>15/16</td> <td>BLK-1230</td> </tr> <tr> <td>1</td> <td>1232</td> <td>1</td> <td>BLK1232</td> </tr> <tr> <td>1 1/16</td> <td>1234</td> <td>1 1/16</td> <td>BLK1234</td> </tr> <tr> <td>1 1/8</td> <td>1236</td> <td>1 1/8</td> <td>BLK1236</td> </tr> <tr> <td>1 1/4</td> <td>1238</td> <td>1 1/4</td> <td>BLK1238</td> </tr> <tr> <td>1 1/2</td> <td>1240</td> <td>1 1/2</td> <td>BLK1240</td> </tr> <tr> <td>1 3/8</td> <td>1244</td> <td>1 3/8</td> <td>BLK1244</td> </tr> <tr> <td>1 1/2</td> <td>1248</td> <td>1 1/2</td> <td>BLK1248</td> </tr> <tr> <td>Kit Bag</td> <td>C111</td> <td>Kit Bag</td> <td>C111</td> </tr> </tbody> </table>	Chrome Set		Industrial Black Set		Part No.		Part No.		SW11K		BSW11K		Opening	Chrome Part No.	Opening	Industrial Black Part No.	3/4	1224	3/4	BLK-1224	13/16	1226	13/16	BLK1226	7/8	1228	7/8	BLK1228	15/16	1230	15/16	BLK-1230	1	1232	1	BLK1232	1 1/16	1234	1 1/16	BLK1234	1 1/8	1236	1 1/8	BLK1236	1 1/4	1238	1 1/4	BLK1238	1 1/2	1240	1 1/2	BLK1240	1 3/8	1244	1 3/8	BLK1244	1 1/2	1248	1 1/2	BLK1248	Kit Bag	C111	Kit Bag	C111
Chrome Set		Industrial Black Set																																																																							
Part No.		Part No.																																																																							
SW11K		BSW11K																																																																							
Opening	Chrome Part No.	Opening	Industrial Black Part No.																																																																						
3/4	1224	3/4	BLK-1224																																																																						
13/16	1226	13/16	BLK1226																																																																						
7/8	1228	7/8	BLK1228																																																																						
15/16	1230	15/16	BLK-1230																																																																						
1	1232	1	BLK1232																																																																						
1 1/16	1234	1 1/16	BLK1234																																																																						
1 1/8	1236	1 1/8	BLK1236																																																																						
1 1/4	1238	1 1/4	BLK1238																																																																						
1 1/2	1240	1 1/2	BLK1240																																																																						
1 3/8	1244	1 3/8	BLK1244																																																																						
1 1/2	1248	1 1/2	BLK1248																																																																						
Kit Bag	C111	Kit Bag	C111																																																																						
1 1/2	2 1/2	3/32	7 11/16	.43	1246	BLK1246	6	1 1/2																																																																	
1 3/4	2 1/2	3/32	7 11/16	.42	1248	BLK1248	6	1 3/4																																																																	
1 7/8	2 5/8	3/32	7 15/16	.43	1250	BLK1250	6	1 7/8																																																																	
1 5/8	2 5/8	3/32	7 15/16	.43	1252	BLK1252	6	1 5/8																																																																	
1 11/16	2 3/4	3/32	7 15/16	.42	1254	BLK1254	6	1 11/16																																																																	
1 3/4	3 1/8	5/16	8 3/16	.70	1256	BLK1256	6	1 3/4																																																																	
1 7/8	3 1/8	5/16	8 3/16	.69	1258	BLK1258	6	1 7/8																																																																	
1 5/8	3 1/8	5/16	8 3/16	.69	1260	BLK1260	6	1 5/8																																																																	
1 1/2	3 1/8	5/16	8 3/16	.68	1262	BLK1262	6	1 1/2																																																																	
2	3 1/2	5/16	9 1/2	.66	1264	BLK1264	6	2																																																																	
2 1/8	3 1/2	5/16	9 1/2	.65	1268	BLK1268	6	2 1/8																																																																	
2 1/4	3 1/2	5/16	9 1/2	.61	1272	BLK1272	6	2 1/4																																																																	
2 3/8	3 1/2	5/16	9 1/2	.61	1276	BLK1276	6	2 3/8																																																																	
2 1/2	3 3/8	5/16	9 1/2	.59	1272S	BLK1272S	6	2 1/2																																																																	
2 5/8	3 3/8	5/16	9 1/2	.57	1264S	BLK1264S	6	2 5/8																																																																	

Straight Service Wrenches


Wrench Opening	Diameter of Head	Thickness of Head	Length C	Wt. Ea. Lbs.	Chrome	Std. Pkg. Qty.	Wrench Opening
	A	B			Part No.		
1	2 1/2	1/4	12 1/4	.77	1932	6	1
1 1/8	2 1/2	1/4	12 1/4	.73	1936	6	1 1/8
1 1/2	2 3/8	3/32	12 1/4	.93	1948	6	1 1/2
1 3/4	2 3/8	3/32	12 1/4	.92	1952	6	1 3/4
1 3/4	3 1/16	5/16	12 1/4	1.3	1956	6	1 3/4
2	3 1/16	5/16	12 1/4	1.3	1964	6	2
2 1/4	3 1/16	5/16	12 1/4	1.3	1972	6	2 1/4

- Pump Wrenches - Chrome
- Thin Pattern for Use on Jam Nuts and in Confined Areas
- 30° Angle Heads




30° Angle

30° Angle Service Wrenches

Wrench Opening	Diameter of Head	Thickness of Head	Length	Wt. Ea. Lbs.	Chrome	Std. Pkg. Qty.	Wrench Opening	Chrome Set 30°																										
	A	B	C		Part No.																													
19 mm	42.9 mm	6.4 mm	160.3 mm	.22	1219MM	6	19 mm	SW11KM 																										
21 mm	42.9 mm	6.4 mm	160.3 mm	.22	1221MM	6	21 mm																											
22 mm	42.9 mm	6.4 mm	160.3 mm	.22	1222MM	6	22 mm																											
24 mm	47.6 mm	6.4 mm	174.8 mm	.25	1224MM	6	24 mm																											
27 mm	47.6 mm	6.4 mm	174.8 mm	.25	1227MM	6	27 mm																											
30 mm	52.4 mm	6.4 mm	182.6 mm	.31	1230MM	6	30 mm																											
32 mm	52.4 mm	6.4 mm	182.6 mm	.30	1232MM	6	32 mm																											
36 mm	63.5 mm	7.1 mm	195.3 mm	.45	1236MM	6	36 mm																											
37 mm	63.5 mm	7.1 mm	195.3 mm	.43	1237MM	6	37 mm																											
38 mm	63.5 mm	7.1 mm	195.3 mm	.42	1238MM	6	38 mm																											
40 mm	66.7 mm	7.1 mm	201.7 mm	.43	1240MM	6	40 mm	<table border="0"> <thead> <tr> <th>OPENING</th> <th>CHROME PART NO.</th> </tr> </thead> <tbody> <tr><td>19 mm</td><td>1219MM</td></tr> <tr><td>21 mm</td><td>1221MM</td></tr> <tr><td>22 mm</td><td>1222MM</td></tr> <tr><td>24 mm</td><td>1224MM</td></tr> <tr><td>27 mm</td><td>1227MM</td></tr> <tr><td>30 mm</td><td>1230MM</td></tr> <tr><td>32 mm</td><td>1232MM</td></tr> <tr><td>36 mm</td><td>1236MM</td></tr> <tr><td>37 mm</td><td>1237MM</td></tr> <tr><td>38 mm</td><td>1238MM</td></tr> <tr><td>40 mm</td><td>1240MM</td></tr> <tr><td>Kit Bag</td><td>C111</td></tr> </tbody> </table>	OPENING	CHROME PART NO.	19 mm	1219MM	21 mm	1221MM	22 mm	1222MM	24 mm	1224MM	27 mm	1227MM	30 mm	1230MM	32 mm	1232MM	36 mm	1236MM	37 mm	1237MM	38 mm	1238MM	40 mm	1240MM	Kit Bag	C111
OPENING	CHROME PART NO.																																	
19 mm	1219MM																																	
21 mm	1221MM																																	
22 mm	1222MM																																	
24 mm	1224MM																																	
27 mm	1227MM																																	
30 mm	1230MM																																	
32 mm	1232MM																																	
36 mm	1236MM																																	
37 mm	1237MM																																	
38 mm	1238MM																																	
40 mm	1240MM																																	
Kit Bag	C111																																	
41 mm	66.7 mm	7.1 mm	201.7 mm	.43	1241MM	6	41 mm																											
42 mm	66.7 mm	7.1 mm	201.7 mm	.43	1242MM	6	42 mm																											
44 mm	66.7 mm	7.1 mm	201.7 mm	.43	1244MM	6	44 mm																											
46 mm	79.4 mm	7.9 mm	217.4 mm	.70	1246MM	6	46 mm																											
48 mm	79.4 mm	7.9 mm	217.4 mm	.70	1248MM	6	48 mm																											
50 mm	79.4 mm	7.9 mm	217.4 mm	.68	1250MM	6	50 mm																											
52 mm	88.9 mm	7.9 mm	242.1 mm	.66	1252MM	6	52 mm																											
55 mm	88.9 mm	7.9 mm	242.1 mm	.66	1255MM	6	55 mm																											
60 mm	88.9 mm	7.9 mm	242.1 mm	.61	1260MM	6	60 mm																											
65 mm	88.9 mm	7.9 mm	242.1 mm	.57	1265MM	6	65 mm																											

Check Nut Wrenches – Fractional & Metric



Thin Pattern

15° Angle

Use on Check Nuts, Stop Nuts, Jam Nuts, Hydraulic Fitting

Smaller Sizes Complement Service Wrenches

Check Nut Wrench - Fractional

Wrench Opening	Diameter of Head	Thickness of Head	Length	Wt. Ea. Lbs.	Industrial Black	Std. Pkg. Qty.	Wrench Opening
	A	B			Part No.		
7/16	1	1/8	4	.05	601A	6	7/16
1/2	1	1/8	4	.05	601	6	1/2
9/16	1 1/4	5/32	4 1/2	.11	602A	6	9/16
19/32	1 1/4	5/32	4 1/2	.11	602	6	19/32
5/8	1 1/2	3/16	5 1/8	.13	603A	6	5/8
11/16	1 1/2	3/16	5 1/8	.13	603	6	11/16
3/4	1 5/8	7/32	5 1/8	.19	604A	6	3/4
13/16	1 13/16	1/4	6 1/8	.28	605A	6	13/16
7/8	1 13/16	1/4	6 1/8	.28	605	6	7/8
15/16	2 1/8	9/32	7 1/2	.36	606A	6	15/16
1	2 1/8	9/32	7 1/2	.35	606B	6	1
1 1/16	2 1/16	5/16	8 1/2	.66	607	6	1 1/16
1 1/8	2 1/16	5/16	8 1/2	.65	607A	6	1 1/8
1 1/4	2 3/4	3/8	10	1.12	608	6	1 1/4
1 5/16	2 3/4	3/8	10	1.12	608A	6	1 5/16
1 1/2	3 1/16	7/16	11 1/2	1.5	609A	6	1 1/2
1 5/8	3 1/16	1/2	13	2.3	610	6	1 5/8
1 11/16	3 1/16	1/2	13	2.2	610A	6	1 11/16

Sets



CN7K

OPENING	PART NO.
7/16	601A
1/2	601
9/16	602A
5/8	603A
11/16	603
3/4	604A
7/8	605
Kit Bag	C70

Check Nut Wrench - Metric

Wrench Opening	Diameter of Head	Thickness of Head	Length	Wt. Ea. Lbs.	Industrial Black	Std. Pkg. Qty.	Wrench Opening
	A	B			Part No.		
10 mm	25.4 mm	3.2 mm	101.6 mm	.05	610MM	6	10 mm
11 mm	25.4 mm	3.2 mm	101.6 mm	.05	611MM	6	11 mm
12 mm	25.4 mm	3.2 mm	101.6 mm	.05	612MM	6	12 mm
13 mm	25.4 mm	3. mm	101.6 mm	.05	613MM	6	13 mm
14 mm	31.8 mm	4.0 mm	114.3 mm	.11	614MM	6	14 mm
15 mm	31.8 mm	4.0 mm	114.3 mm	.11	615MM	6	15 mm
16 mm	38.1 mm	4.8 mm	130.2 mm	.13	616MM	6	16 mm
17 mm	38.1 mm	4.8 mm	130.2 mm	.13	617MM	6	17 mm
18 mm	38.1 mm	4.8 mm	130.2 mm	.13	618MM	6	18 mm
19 mm	41.3 mm	5.6 mm	155.6 mm	.19	619MM	6	19 mm
21 mm	46.0 mm	6.4 mm	168.3 mm	.28	621MM	6	21 mm
22 mm	46.0 mm	6.4 mm	168.3 mm	.28	622MM	6	22 mm
24 mm	50.8 mm	7.1 mm	190.5 mm	.36	624MM	6	24 mm
27 mm	61.9 mm	7.9 mm	215.9 mm	.66	627MM	6	27 mm
30 mm	61.9 mm	7.9 mm	215.9 mm	.66	630MM	6	30 mm
32 mm	66.7 mm	9.5 mm	254.0 mm	1.12	632MM	6	32 mm
36 mm	66.7 mm	9.5 mm	254.0 mm	1.12	636MM	6	36 mm
37 mm	85.7 mm	11.1 mm	280.0 mm	1.50	637MM	6	37 mm
38 mm	85.7 mm	11.1 mm	289.0 mm	1.50	638MM	6	38 mm
41 mm	87.3 mm	12.7 mm	331.0 mm	2.1	641MM	6	41 mm



CN9KM

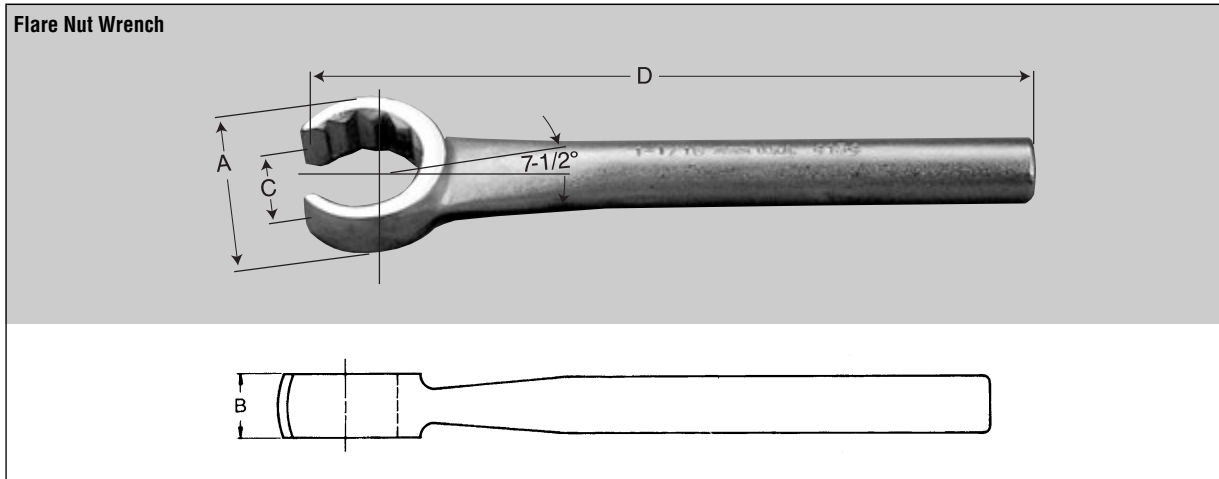
OPENING	PART NO.
10 mm	610MM
11 mm	611MM
12 mm	612MM
13 mm	613MM
14 mm	614MM
15 mm	615MM
16 mm	616MM
17 mm	617MM
19 mm	619MM
Kit Bag	C90

American Alloy Steel

Chrome or Black Finish

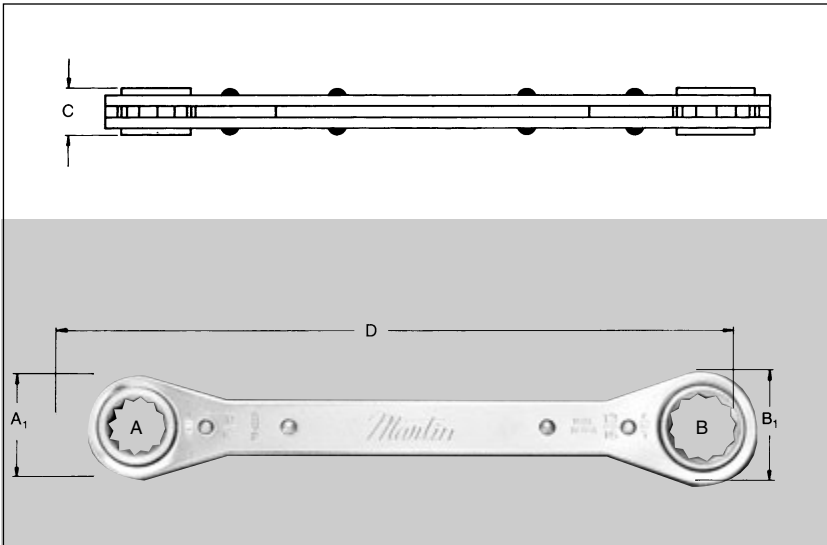
12 Point Opening

Drop Forged



Wrench Opening	Diameter of Head	Thickness of Head	Width of Slot	Length	Wt. Ea. Lbs.	Chrome	Industrial Black	Std. Pkg. Qty.	Wrench Opening
	A	B	C			Part No.	Part No.		
3/8	3/4	3/8	5/32	6 1/16	.18	4112	BLK4112	6	3/8
7/16	13/16	3/8	11/32	6 1/16	.20	4114	BLK4114	6	7/16
1/2	7/8	7/16	3/8	6 13/16	.28	4116	BLK4116	6	1/2
9/16	1	7/16	7/16	6 13/16	.30	4118	BLK4118	6	9/16
5/8	1 1/16	1/2	1/2	7 1/16	.38	4120	BLK4120	6	5/8
11/16	1 1/8	1/2	9/16	7 1/16	.45	4122	BLK4122	6	11/16
3/4	1 1/2	9/16	5/8	7 7/16	.53	4124	BLK4124	6	3/4
13/16	1 5/16	5/8	21/32	7 7/16	.60	4126	BLK4126	6	13/16
7/8	1 7/16	5/8	11/16	7 1/2	.60	4128	BLK4128	6	7/8
15/16	1 1/2	5/8	3/4	7 5/8	.63	4130	BLK4130	6	15/16
1	1 9/16	5/8	3/4	7 13/16	.69	4132	BLK4132	6	1
1 1/16	1 5/8	11/16	13/16	7 13/16	.78	4134	BLK4134	6	1 1/16
1 1/8	1 11/16	11/16	7/8	7 13/16	.83	4136	BLK4136	6	1 1/8
1 1/4	1 13/16	11/16	1	7 13/16	.83	4140	BLK4140	6	1 1/4
1 3/8	2 1/16	13/16	1 1/16	9	1.3	4144	BLK4144	6	1 3/8
1 1/2	2 3/8	7/8	1 1/8	10	1.6	4148	BLK4148	6	1 1/2

Ratcheting Box Wrenches & Sets – Straight Pattern



Chrome Finish

**Different Openings on Each
End in Size from 1/4" through 7/8".**

**12 Point with 6 Point Also
Available on RB810, 1214
and 1618.**

Wrench Openings	Type Opening	Diameter of Head		Thickness of Head	Overall Length	Wt. Ea. Lbs.	Chrome	Std. Pkg. Qty.	Wrench Openings
		A ₁	B ₁	C	D		Part No.		A × B
1/4 × 3/16	6 pt.	3/16	3/8	3/8	4 1/4	.12	RB810	6	1/4 × 3/16
1/4 × 5/16	12 pt.	3/16	3/8	3/8	4 1/4	.13	RB810DH	6	1/4 × 5/16
3/8 × 7/16	6 pt.	3/8	7/8	3/8	5 1/2	.18	RB1214	6	3/8 × 7/16
3/8 × 7/16	12 pt.	3/8	7/8	3/8	5 1/2	.19	RB1214DH	6	3/8 × 7/16
1/2 × 9/16	6 pt.	1	1 1/8	1/2	6 3/4	.42	RB1618	6	1/2 × 9/16
1/2 × 9/16	12 pt.	1	1 1/8	1/2	6 3/4	.42	RB1618DH	6	1/2 × 9/16
5/8 × 1 1/16	12 pt.	1 1/4	1 7/16	1/2	8	.54	RB2022	6	5/8 × 1 1/16
5/8 × 3/4	12 pt.	1 1/4	1 7/16	1/2	8	.52	RB2024	6	5/8 × 3/4
1 1/16 × 1 3/16	12 pt.	1 7/16	1 9/16	1/2	9 1/4	.78	RB2226	6	1 1/16 × 1 3/16
3/4 × 7/8	12 pt.	1 7/16	1 9/16	1/2	9 1/4	.74	RB2428	6	3/4 × 7/8

Sets

RB5K		RB7K			
	OPENING	PART NO.		OPENING	PART NO.
	1/4 × 3/16	RB810		1/4 × 3/16	RB810
	3/8 × 7/16	RB1214		3/8 × 7/16	RB1214
	1/2 × 9/16	RB1618		1/2 × 9/16	RB1618
	5/8 × 1 1/16	RB2022		5/8 × 1 1/16	RB2022
	5/8 × 3/4	RB2428		5/8 × 3/4	RB2024
	Kit Bag	C185		1 1/16 × 1 3/16	RB2226
			3/4 × 7/8	RB2428	
			Kit Bag	C187	



Ratcheting Box Wrenches & Sets – 25° Offset Pattern

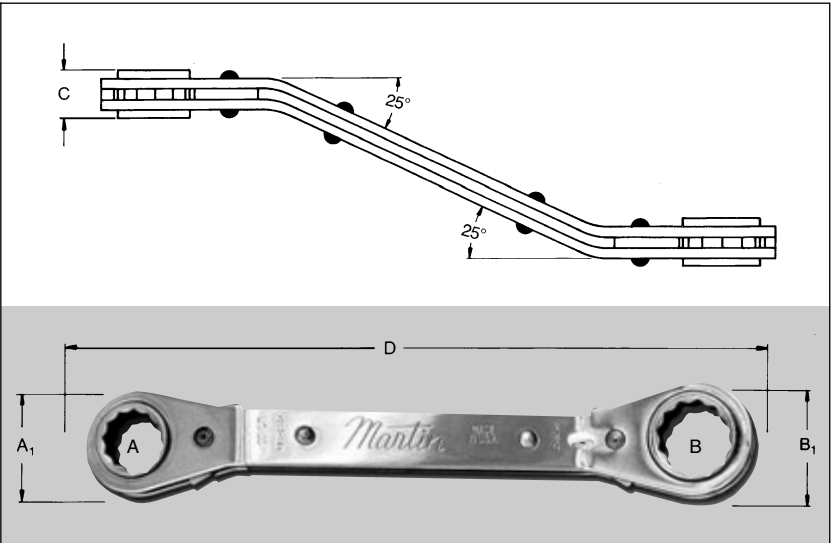
Chrome Finish

25° Offset

Size Openings from 1/4" through 7/8" with Different Openings on Each End.

**RB0810 through RB01618
6 Point**

**RB02022 through RB02428
12 Point**



Wrench Openings A x B	Type Opening	Diameter of Head		Thickness of Head	Overall Length	Wt. Ea. Lbs.	Chrome	Std. Pkg. Qty.	Wrench Openings
		A ₁	B ₁	C	D		Part No.		A x B
1/4 x 5/16	6 pt.	5/16	3/8	3/8	4 3/32	.12	RB0810	6	1/4 x 5/16
3/8 x 7/16	6 pt.	3/8	7/16	3/8	5 7/32	.18	RB01214	6	3/8 x 7/16
1/2 x 9/16	6 pt.	1	1 1/8	1/2	6 15/32	.42	RB01618	6	1/2 x 9/16
5/8 x 1 1/16	12 pt.	1 1/4	1 7/16	1/2	7 21/32	.54	RB02022	6	5/8 x 1 1/16
3/4 x 3/4	12 pt.	1 1/4	1 7/16	1/2	7 21/32	.52	RB02024	6	3/4 x 3/4
1 1/16 x 1 3/16	12 pt.	1 7/16	1 9/16	1/2	8 3/4	.78	RB02226	6	1 1/16 x 1 3/16
3/4 x 7/8	12 pt.	1 7/16	1 9/16	1/2	8 3/4	.74	RB02428	6	3/4 x 7/8

Sets

RB05K		RB07K	
OPENING	PART NO.	OPENING	PART NO.
1/4 x 5/16	RB0810	1/4 x 5/16	RB0810
3/8 x 7/16	RB01214	3/8 x 7/16	RB01214
1/2 x 9/16	RB01618	1/2 x 9/16	RB01618
5/8 x 1 1/16	RB02022	5/8 x 1 1/16	RB02022
3/4 x 3/4	RB02428	3/4 x 3/4	RB02024
Kit Bag	C185	1 1/16 x 1 3/16	RB02226
		3/4 x 7/8	RB02428
		Kit Bag	C187

Heavy Duty Pipe Wrenches

**Straight
Iron Handle**



**Straight
Aluminum
Handle**



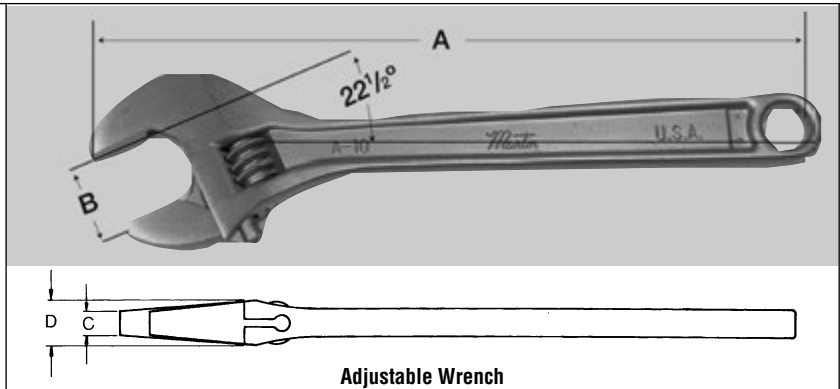
Size	Capacity	Wt. Ea. Lbs.	Part No.	Std. Pkg. Qty.	Size	Capacity	Wt. Ea. Lbs.	Part No.	Std. Pkg. Qty.
6	¾"	½	PW6	6	—	—	—	—	—
8	1"	¾	PW8	6	—	—	—	—	—
10	1½"	1¼	PW10	6	10	1½"	1	PWA10	6
12	2"	2¼	PW12	6	—	—	—	—	—
14	2"	3½	PW14	6	14	2"	2	PWA14	6
18	2½"	5¼	PW18	6	18	2½"	3½	PWA18	6
24	3"	9¼	PW24	3	24	3"	5¼	PWA24	6
36	5"	17	PW36	3	36	5"	10	PWA36	3
					48	6	17	PWA48	1

Pipe Wrench Parts

Hook Jaw		Heel Jaw & Pin		Flat Spring & Ball		Nut	
Part No.	Size	Part No.	Size	Part No.	Size	Part No.	Size
PW6HJ	6"	PW6HP	6"	PW6SFC	6"	PW6N	6"
PW8HJ	8"	PW8HP	8"	PW8SFC	8"	PW8N	8"
PW10HJ	10"	PW10HP	10"	PW10SFC	10"	PW10N	10"
PW12HJ	12"	PW12HP	12"	PW12SFC	12"	PW12N	12"
PW14HJ	14"	PW14HP	14"	PW14SFC	14"	PW14N	14"
PW18HJ	18"	PW18HP	18"	PW18SFC	18"	PW18N	18"
PW24HJ	24"	PW24HP	24"	PW24SFC	24"	PW24N	24"
PW36HJ	36"	PW36HP	36"	PW36SFC	36"	PW36N	36"
PW48HJ	48"	PW48HP	48"	PW48SFC	48"	PW48N	48"

¹Limited Supply

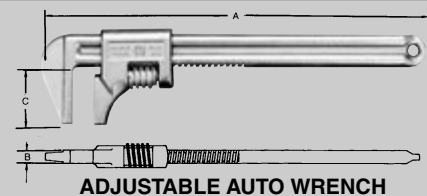
- Drop Forged American Alloy Steel
- Extra Wide Capacity
- Light Weight
- Thin Tapered Head
- 22-1/2 Degree Angle
- Nickel & Industrial Black Finish



Size Length	Capacity	Thickness of Head		Wt. Ea. Lbs.	Cobalt	Industrial Black	Std. Pkg. Qty.	Size Length
		Jaw Tip	Extreme					
A	B	C	D		Part No.	Part No.		A
6	1/16	7/32	3/8	.26	A6	A6T	6	6
8	1/8	1/64	1/2	.48	A8	A8T	6	8
10	1/4	2/64	19/32	.80	A10	A10T	6	10
12	1/2	15/32	23/32	1.30	A12	A12T	6	12
15	3/4	19/32	31/32	3.00	A15	A15T	6	15
18	2 3/16	23/32	1 1/16	5.65	A18	A18T	1	18
24	2 1/2	7/8	1 3/8	8.60	A24	A24T	1	24

Drop Forged, Machined, and Heat Treated. Well Suited for General Repair Work.

A	Max. Jaw Capacity	B	C	Weight Each-Lbs.	Chrome	Std. Pkg. Qty.
					Part No.	
11	3	7/16	1 1/2	1.5	89311	1

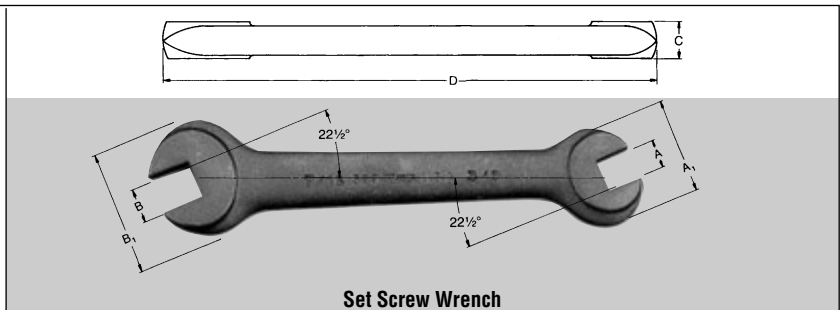


Set Screw Wrench

For Hard Square Set Screws, Cap Screws & Nuts

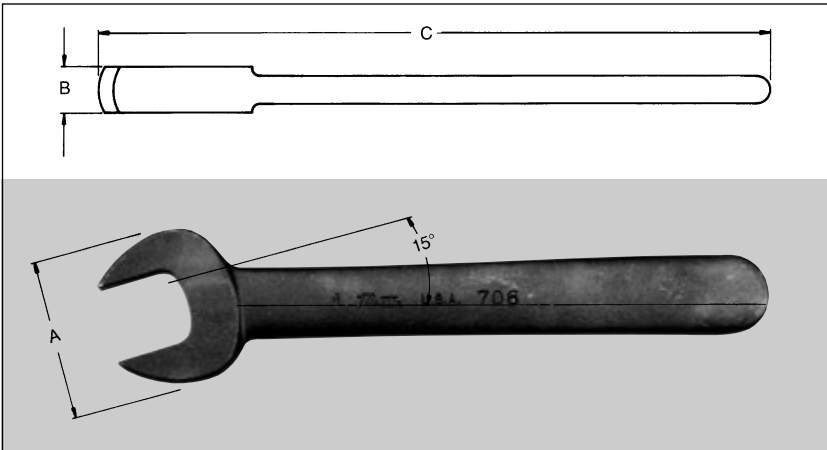
High Grade Carbon Steel

Machined to Industry Standards



Wrench Openings	Diameter of Head	Thickness of Head	Length	Wt. Ea. Lbs.	Industrial Black	Std. Pkg. Qty.	Wrench Openings
A x B	A ₁ x B ₁	C	D		Part No.		A x B
3/16 x 1/4	27/32 x 1 1/16	9/32	4 1/4	.13	523	6	3/16 x 1/4
1/4 x 5/16	27/32 x 1 1/16	9/32	4 1/4	.13	525	6	1/4 x 5/16
5/16 x 3/8	1 x 1 3/16	1 1/32	5	.21	527	6	5/16 x 3/8
3/8 x 7/16	1 1/4 x 1 3/8	3/8	5 3/4	.33	529	6	3/8 x 7/16
3/8 x 1/2	1 1/4 x 1 3/8	19/32	5 3/4	.35	530	6	3/8 x 1/2
7/16 x 1/2	1 1/4 x 1 3/8	19/32	5 3/4	.35	531	6	7/16 x 1/2
1/2 x 3/8	1 1/4 x 1 3/8	9/16	8 1/2	.90	534	6	1/2 x 3/8

Single Head Open End Engineers Wrench

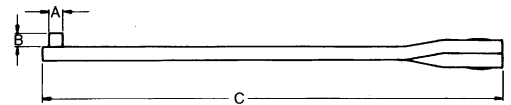



American High Carbon Steel
Precision Forged and through Hardened.
1⁵/₈" and Larger Sizes Have Tapered Handles
Industrial Black Finish

Wrench Opening	Diameter of Head	Thickness of Head	Length	Wt. Ea. Lbs.	Industrial Black	Std. Pkg. Qty.	Wrench Opening
	A	B	C		Part No.		
7/16	1	5/16	4 5/8	.16	701	6	7/16
1/2	1	5/16	4 5/8	.16	1	6	1/2
9/16	1 1/16	5/16	5 1/2	.19	702	6	9/16
5/8	1 3/8	11/32	6 3/8	.32	703	6	5/8
1 1/16	1 3/8	11/32	6 3/8	.32	3	6	1 1/16
3/4	1 1/2	3/8	7 1/4	.44	704	6	3/4
13/16	1 3/4	7/16	8 1/8	.64	705	6	13/16
7/8	1 3/4	7/16	8 1/8	.64	5	6	7/8
15/16	2	7/16	9 1/4	.80	6A	6	15/16
1	2	7/16	9 1/4	.82	706	6	1
1 1/16	2 1/4	9/16	10 1/2	1.26	7	6	1 1/16
1 1/8	2 1/4	9/16	10 1/2	1.22	707	6	1 1/8
1 1/4	2 3/4	19/32	12	2.1	8	6	1 1/4
1 1/2	2 3/4	19/32	12	2.0	8A	6	1 1/2
1 5/8	2 3/4	19/32	12	2.0	708A	6	1 5/8
1 3/4	3	5/8	13 1/2	2.5	9	6	1 3/4
1 7/8	3	5/8	13 1/2	2.5	709	6	1 7/8
1 5/8	3 1/2	7/8	15	3.6	10	1	1 5/8
1 11/16	3 1/2	7/8	15	3.5	10A	1	1 11/16
1 13/16	3 3/4	15/16	16 1/2	5.0	11	1	1 13/16
1 7/8	3 3/4	15/16	16 1/2	5.0	11A	1	1 7/8
2	4 1/8	1	18 1/4	6.2	12	1	2
2 1/16	4 1/8	1	18 1/4	6.2	12A	1	2 1/16
2 1/8	4 1/2	1 1/16	20	8.0	13	1	2 1/8
2 1/4	4 1/2	1 1/16	20	8.0	13A	1	2 1/4
2 3/8	4 3/4	1 1/8	22	9.6	14	1	2 3/8
2 1/2	4 3/4	1 1/8	22	9.6	14A	1	2 1/2
2 5/8	5 1/4	1 3/16	24	13.2	15	1	2 5/8
2 3/4	5 1/4	1 3/16	24	13.1	15A	1	2 3/4
2 7/8	6	1 1/4	27	12.9	16	1	2 7/8
2 15/16	6	1 1/4	27	16.0	16B	1	2 15/16
2 1/2	6	1 1/4	27	16.0	16A	1	2 1/2
3	6 3/8	1 1/2	30	23.7	17A	1	3
3 1/8	6 3/8	1 1/2	30	23.7	17	1	3 1/8
3 1/4	7 1/2	1 5/8	34	31.6	18A	1	3 1/4
3 1/2	7 1/2	1 5/8	34	31.6	18	1	3 1/2
3 3/4	8	1 3/4	37	33.0	19B	1	3 3/4
3 5/8	8	1 3/4	37	33.0	19	1	3 5/8
4	8	1 3/4	37	32.5	19C	1	4
4 1/4	8	1 3/4	37	32.0	19A	1	4 1/4
4 1/2	10 1/4	1 7/8	42	50.5	20B	1	4 1/2
4 3/4	10 1/4	1 7/8	42	50.5	20	1	4 3/4
5	10 1/4	1 7/8	42	50.4	20A	1	5

Adjustable Face Spanner

Extreme Capacity	Diameter of Pin	Length of Pin	Overall Length	Wt. Ea. Lbs.	Industrial Black	Std. Pkg. Qty.
	A	B	C		Part No.	
2	$\frac{3}{16}$	$\frac{7}{32}$	$6\frac{1}{4}$.31	482	6
3	$\frac{1}{4}$	$\frac{9}{32}$	$8\frac{1}{4}$.52	483	6
4	$\frac{5}{16}$	$1\frac{1}{32}$	$10\frac{1}{4}$	1.02	484	6



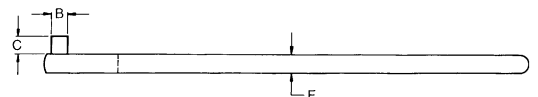
Pin Spanner

For Circle Diameter	Diameter of Pin	Length of Pin	Overall Length	Wt. Ea. Lbs.	Industrial Black	Std. Pkg. Qty.
	A	B	C		Part No.	
1	$\frac{3}{16}$	$\frac{3}{16}$	4	.08	452	6
1 1/4	$\frac{19}{64}$	$\frac{3}{16}$	4 1/2	.11	453	6
1 1/2	$\frac{7}{32}$	$\frac{7}{32}$	5	.13	454	6
1 3/4	$\frac{15}{64}$	$\frac{7}{32}$	5 1/2	.17	455	6
2	$\frac{1}{4}$	$\frac{1}{4}$	6	.20	456	6
2 1/4	$\frac{17}{64}$	$\frac{1}{4}$	6 1/2	.24	457	6
2 1/2	$\frac{9}{32}$	$\frac{9}{32}$	7	.28	458	6
2 3/4	$\frac{19}{64}$	$\frac{9}{32}$	7 1/2	.37	459	6
3	$\frac{5}{16}$	$\frac{5}{16}$	8	.43	460	6
3 1/4	$\frac{27}{64}$	$\frac{5}{16}$	8 1/2	.47	461	6
3 1/2	$\frac{11}{32}$	$\frac{11}{32}$	9	.50	462	6
3 3/4	$\frac{29}{64}$	$\frac{11}{32}$	9 1/2	.59	463	6
4	$\frac{3}{8}$	$\frac{3}{8}$	10	.69	464	6
5	$\frac{7}{16}$	$\frac{7}{16}$	12	1.15	466	6
6	$\frac{1}{2}$	$\frac{1}{2}$	14	1.90	468	6



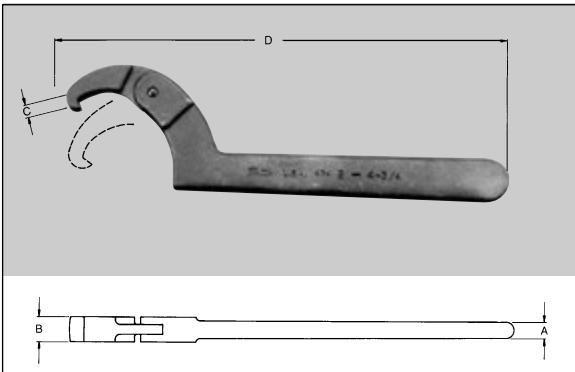
Face Spanner

Center Distance of Pins	Pins		Span of Jaws in Clear	Length from Center of Pins	Thick-ness	Wt. Ea. Lbs.	Industrial Black	Std. Pkg. Qty.
	Dia.	Length					Part No.	
A	B	C	D	E	F			
1	$\frac{3}{16}$	$\frac{3}{16}$	$1\frac{1}{16}$	4 1/2	$\frac{3}{16}$.12	418	6
1 1/4	$\frac{7}{32}$	$\frac{7}{32}$	$\frac{7}{8}$	5	$\frac{3}{16}$.13	420	6
1 1/2	$\frac{7}{32}$	$\frac{7}{32}$	1 1/8	5 1/2	$\frac{3}{16}$.23	422	6
1 3/4	$\frac{7}{32}$	$\frac{7}{32}$	1 3/8	6	$\frac{7}{32}$.30	424	6
2	$\frac{1}{4}$	$\frac{1}{4}$	1 19/32	6 1/2	$\frac{7}{32}$.39	426	6
2 1/4	$\frac{1}{4}$	$\frac{1}{4}$	1 27/32	7	$\frac{7}{32}$.42	428	6
2 1/2	$\frac{9}{32}$	$\frac{9}{32}$	2 1/32	7 1/2	$\frac{1}{4}$.52	430	6
2 3/4	$\frac{9}{32}$	$\frac{9}{32}$	2 5/32	8	$\frac{1}{4}$.59	432	6
3	$\frac{5}{16}$	$\frac{5}{16}$	2 1/2	8 1/2	$\frac{1}{4}$.70	434	6
3 1/4	$\frac{5}{16}$	$\frac{5}{16}$	2 3/4	9 1/8	$\frac{1}{4}$.82	436	6
3 1/2	$\frac{5}{16}$	$\frac{5}{16}$	3	9 3/4	$\frac{1}{4}$.89	438	6
3 3/4	$\frac{3}{8}$	$\frac{3}{8}$	3 1/16	10 3/8	$\frac{1}{4}$	1.0	440	6
4	$\frac{3}{8}$	$\frac{3}{8}$	3 1/4	11	$\frac{1}{4}$	1.1	442	6



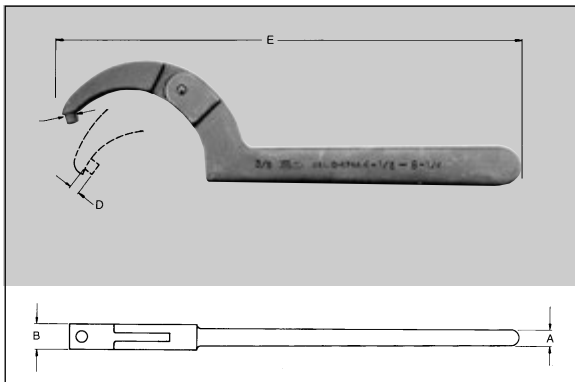
Spanner Wrenches & Sets

- Adjustable



Adjustable Hook Spanner

Capacity Range	Thickness of Handle	Thickness of Hook	Depth of Hook	Overall Length	Wt. Ea. Lbs.	Industrial Black	Std. Pkg. Qty.
	A	B	C	D		Part No.	
3/4 to 2	1/4	3/8	1/8	6 1/2	.23	471	6
1 1/4 to 3	9/32	1/2	5/32	8 1/16	.43	472	6
2 to 4 3/4	11/32	17/32	7/32	11 3/16	1.03	474	6
4 1/2 to 6 1/4	11/32	17/32	1/4	12	1.07	474A	6
6 1/2 to 8 3/4	11/32	17/32	5/16	13 9/16	1.40	474B	6



Adjustable Pin Spanner

Capacity Range	Thickness		Pin Size		Overall Length	Wt. Ea. Lbs.	Industrial Black	Std. Pkg. Qty.
	Handle	Hook	Diameter	Length			Part No.	
	A	B	C	D			E	
3/4 to 2	1/4	3/8	1/8	1/8	6 1/2	.23	0471	6
3/4 to 2	1/4	3/8	3/16	5/32	6 1/2	.23	0471A	6
1 1/4 to 3	9/32	1/2	3/16	3/16	8 1/16	.42	0472	6
1 1/4 to 3	9/32	1/2	1/4	7/32	8 1/16	.42	0472A	6
2 to 4 3/4	11/32	17/32	1/4	1/4	11 3/16	.99	0474	6
4 1/2 to 6 1/4	11/32	17/32	3/8	1/4	12 9/16	1.08	0474A	6

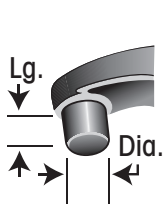
Adjustable Spanner Wrench Sets



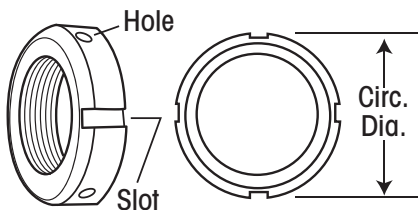
SPW6K
0471
0471A
0472
0472A
0474
0474A
C60B Kit Bag



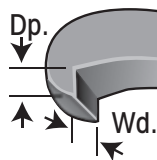
SHW5K
471
472
474
474A
474B
C60B Kit Bag



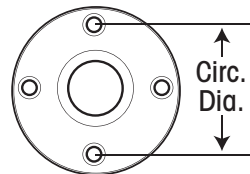
Adjustable Pin Spanner



Pins fit into the holes or slots on the side of the flange or collar.




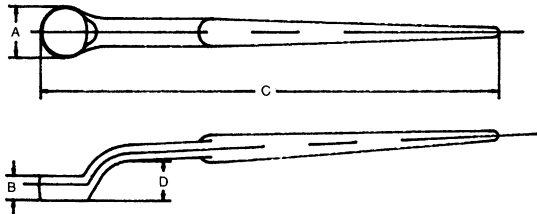

Adjustable Hook Spanner



Pins fit into the holes or slots on the face of the flange or collar.

Adjustable Face Spanner





Structural Box Wrench Heads are Offset from Handle to Permit Clearance of Obstructions.

Industrial Black

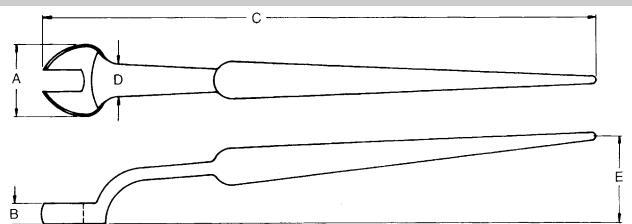
Handles are Tapered to Align Bolt Holes.

Structural Box Wrenches

Wrench Opening	Diameter of Head	Thickness of Head	Length C	Offset at End	Wt. Ea. Lbs.	Part No.	Std. Pkg. Qty.	Wrench Opening
	A	B		D				
13/16	1 15/32	1 1/16	12	1 25/32	1.3	8905A	1	13/16
7/8	1 15/32	1 1/16	12	1 25/32	1.3	8905	1	7/8
15/16	1 5/8	1 3/16	13	1 5/16	1.3	8906	1	15/16
1	1 5/8	1 3/16	13	1 5/16	1.3	8906B	1	1
1 1/16	1 53/64	7/8	15	2 3/64	1.9	8907	1	1 1/16
1 1/8	1 53/64	7/8	15	2 3/64	1.9	8907A	1	1 1/8
1 1/4	2 5/64	1 5/16	17	2 23/64	2.6	8908	1	1 1/4
1 5/16	2 3/64	1 5/16	17	2 3/64	2.0	8908A	1	1 5/16
1 7/16	2 3/8	1 1/8	19	2 3/4	3.5	8909	1	1 7/16
1 1/2	2 3/8	1 1/8	19	2 3/4	3.5	8909A	1	1 1/2
1 5/8	2 3/8	1 3/16	21	2 7/8	4.8	8910	1	1 5/8
1 11/16	2 3/8	1 3/16	21	2 7/8	4.7	8910A	1	1 11/16
1 13/16	2 29/32	1 1/4	22	3	6.6	8911	1	1 13/16
1 7/8	2 29/32	1 1/4	22	3	6.6	8911A	1	1 7/8
2	3 3/32	1 3/8	24	3 3/32	6.5	8912	1	2
2 1/16	3 15/32	1 1/2	26	3 1/2	7.3	8913	1	2 1/16
2 3/16	3 23/32	1 5/8	28	3 11/16	8.5	8914	1	2 3/16
2 1/2	3 23/32	1 3/4	29	3 11/16	9.2	8915	1	2 1/2
2 3/4	4 5/32	1 7/8	30	3 3/32	9.8	8916	1	2 3/4

Structural Wrench Offset

Wrench Opening	Diameter of Head	Thickness of Head	Length C	Handle at Head	Offset at End	Wt. Ea. Lbs.	Industrial Black	Std. Pkg. Qty.	Wrench Opening
	A	B		D	E		Part No.		
5/16	1 1/16	7/16	12	13/16	1 11/16	.56	901B	1	5/16
3/8	1 1/16	7/16	12	13/16	1 11/16	.56	903A	1	3/8
11/16	1 1/16	7/16	12	13/16	1 11/16	.70	903	1	11/16
3/4	1 1/16	7/16	12	13/16	1 11/16	1.3	904A	1	3/4
13/16	2	1 1/32	14 1/2	1 5/16	1 1/8	1.3	905A	1	13/16
7/8	2	1 1/32	14 1/2	1 5/16	1 1/8	1.3	905	1	7/8
15/16	2	1 1/32	14 1/2	1 5/16	1 1/8	1.3	906C	1	15/16
1	2	1 1/32	14 1/2	1 5/16	1 1/8	1.9	906B	1	1
1 1/16	2 1/4	5/8	16	1 1/16	2 3/8	1.9	907	1	1 1/16
1 1/8	2 1/4	5/8	16	1 1/16	2 3/8	1.9	907A	1	1 1/8
1 1/4	2 19/16	1 1/16	19	1 1/4	2 3/4	2.6	908	1	1 1/4
1 5/16	2 19/16	1 1/16	19	1 1/4	2 3/4	2.6	908A	1	1 5/16
1 7/16	3 3/8	3/4	20	1 1/4	3 1/8	3.5	909	1	1 7/16
1 1/2	3 3/8	3/4	20	1 1/4	3 1/8	3.5	909A	1	1 1/2
1 5/8	3 19/32	13/16	23	1 1/2	3 3/8	4.8	910	1	1 5/8
1 11/16	3 19/32	13/16	23	1 1/2	3 3/8	4.7	910A	1	1 11/16
1 13/16	4 1/8	13/16	24	1 5/8	3 11/16	6.6	911	1	1 13/16
1 7/8	4 1/8	13/16	24	1 5/8	3 11/16	6.6	911A	1	1 7/8
2	4 1/8	13/16	24	1 5/8	3 11/16	6.5	912	1	2




Structural Wrench Heads are Offset from Handle to Permit Clearance of Obstructions.

Handles are Tapered to Align Bolt Holes.

Construction and Box Wrenches

Construction Wrench 15° Angle


Wrench Opening	Diameter of Head	Thickness of Head	Length	Wt. Ea. Lbs.	Industrial Black	Std. Pkg. Qty.	Wrench Opening
	A	B			Part No.		
5/16	1 1/16	7/16	12	.62	203A	1	5/16
1/4	1 1/16	7/16	12	.62	203	1	1/4
3/8	1 1/16	7/16	12	.58	204A	1	3/8
1/2	2	17/32	14 1/2	2.0	205	1	1/2
5/8	2	17/32	14 1/2	2.0	206C	1	5/8
1	2	17/32	14 1/2	2.0	206B	1	1
1 1/16	2 1/4	5/8	17	1.8	207	1	1 1/16
1 1/8	2 1/4	5/8	17	1.8	207A	1	1 1/8
1 1/4	2 5/8	11/16	19	2.7	208	1	1 1/4
1 3/8	2 5/8	11/16	19	2.7	208A	1	1 3/8
1 1/2	2 5/8	11/16	19	2.6	209	1	1 1/2
1 5/8	2 5/8	11/16	19	2.6	209A	1	1 5/8
1 3/4	4	15/16	22 11/16	7.0	210	1	1 3/4
1 7/8	4	15/16	22 11/16	7.0	210A	1	1 7/8
1 5/8	4	15/16	22 11/16	6.9	211	1	1 5/8
1 1/2	4	15/16	22 11/16	6.9	211A	1	1 1/2
1 1/4	4	15/16	22 11/16	6.8	212	1	1 1/4



Drop Forged from High Grade Carbon Steel, through Hardening.

Straight Handle with 15° Angle Opening.

Handles are Tapered to Align Bolt Holes.




Adjustable Construction Wrench

Capacity	Size Length	Thickness of Head		Wt. Ea. Lbs.	Industrial Black Part No.	Std. Pkg. Qty.	Wrench Opening
		Jaw Tip	Extreme				
1 1/2	16	3/32	1/16	2.3	A200T	1	1 1/2



Ratcheting Construction Wrench

Capacity	Size Length	Thickness of Head		Wt. Ea. Lbs.	Industrial Black Part No.	Std. Pkg. Qty.	Wrench Opening
		Jaw Tip	Extreme				
1/2" DR	16	3/32	1/16	2	R200	1	1/2" DR



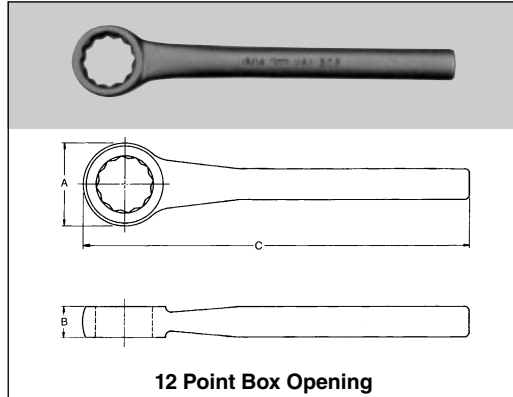
Barrel Drift Pins

Standard Diameter	Overall Length	Length of Taper	Point Size	Wt. Ea. Lbs.	Industrial Black Part No.	Std. Pkg. Qty.
15/16	8 1/2	2 1/2	7/16	1.1	635	1
1 1/16	8 1/2	2 1/2	9/16	1.5	635	1



Broad Head Bull Pins

Standard Diameter	Overall Length	Length of Taper	Point Size	Wt. Ea. Lbs.	Industrial Black Part No.	Std. Pkg. Qty.
1 1/16	10	8	1/4	1.6	649	1
1 1/4	13	10	5/16	3.0	650	1



Box Wrenches

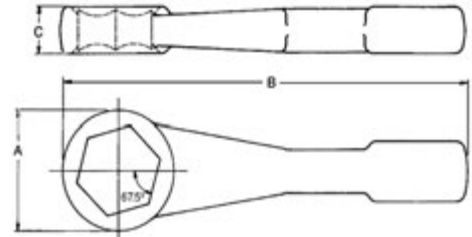
Wrench Opening	Diameter of Head	Thickness of Head	Length	Wt. Ea. Lbs.	Industrial Black	Std. Pkg. Qty.	Wrench Opening
1/2	29/32	3/8	6 25/32	.28	801	6	1/2
9/16	1 1/32	7/16	6 25/32	.30	802A	6	9/16
5/8	1 1/16	1/2	7 1/8	.38	803A	6	5/8
11/16	1 1/8	1/2	7 3/16	.45	803	6	11/16
3/4	1 1/32	9/16	7 1/8	.53	804A	6	3/4
7/8	1 1/8	5/8	7 1/2	.60	805	6	7/8
15/16	1 1/16	5/8	7 13/16	.63	806	6	15/16
1	1 1/8	11/16	7 13/16	.69	806B	6	1
1 1/16	1 1/8	3/4	7 15/16	.78	807	6	1 1/16
1 1/8	1 1/16	25/32	7 15/16	.83	807A	6	1 1/8
1 1/4	1 25/32	13/16	7 15/16	.83	808	6	1 1/4
1 1/2	2 1/16	7/8	10	1.6	809A	6	1 1/2

12 Point Box Opening

Martin

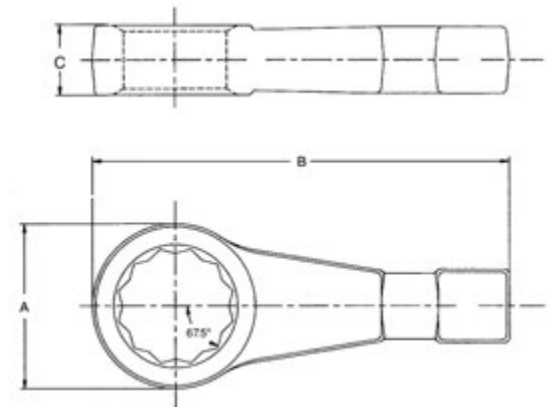
Striking Face 6 Point Box Wrenches SAE 12 Point Box Wrenches SAE & Metric

Wrench Opening (Nut Size)	Diameter of Head	Length B	Thickness of Head C	Wt. Ea. Lbs.	Industrial Black Part No.	Std. Pkg. Qty.	Wrench Opening (Nut Size)
	A						
1 ¹ / ₁₆	1 ²⁹ / ₃₂	9 ⁷ / ₈	5 ⁵ / ₈	1.9	RN7063	1	1 ¹ / ₁₆
1 ¹ / ₄	2	10 ¹ / ₄	2 ³ / ₃₂	2.1	RN7075	1	1 ¹ / ₄
1 ¹ / ₂	2 ¹ / ₁₆	10 ³ / ₁₆	7 ⁷ / ₈	2.6	RN7088	1	1 ¹ / ₂
1 ³ / ₈	2 ³ / ₁₆	11	6 ¹ / ₁₆	2.9	RN7100	1	1 ³ / ₈
1 ¹³ / ₁₆	2 ² / ₁₆	11 ¹ / ₁₆	6 ³ / ₁₆	3.5	RN7113	1	1 ¹³ / ₁₆
2	3 ¹ / ₁₆	11 ¹ / ₁₆	1 ¹ / ₃₂	4.0	RN7125	1	2
2 ¹ / ₁₆	3 ³ / ₁₆	12	1 ¹ / ₄	5.2	RN7138	1	2 ¹ / ₁₆
2 ³ / ₁₆	3 ¹³ / ₃₂	12 ³ / ₈	1 ¹ / ₁₆	6.0	RN7150	1	2 ³ / ₁₆
2 ⁹ / ₁₆	3 ³ / ₄	12 ¹ / ₁₆	1 ¹ / ₃₂	6.6	RN7163	1	2 ⁹ / ₁₆
2 ³ / ₄	4 ¹ / ₁₆	13 ¹ / ₁₆	1 ¹ / ₃₂	7.5	RN7175	1	2 ³ / ₄
2 ¹⁵ / ₁₆	4 ²³ / ₆₄	13 ³ / ₁₆	1 ¹ / ₃₂	7.9	RN7188	1	2 ¹⁵ / ₁₆
3 ¹ / ₈	4 ³ / ₁₆	13 ³ / ₁₆	1 ⁵ / ₈	9.4	RN7200	1	3 ¹ / ₈
3 ¹ / ₂	4 ³ / ₁₆	14 ¹ / ₈	1 ²³ / ₃₂	10.5	RN7225	1	3 ¹ / ₂
3 ³ / ₈	5 ³ / ₁₆	14 ¹ / ₂	1 ²³ / ₃₂	13.3	RN7250	1	3 ³ / ₈
Wrench Opening (Nut Size)	Diameter of Head	Length B	Thickness of Head C	Wt. Ea. Lbs.	Industrial Black Part No.	Std. Pkg. Qty.	Wrench Opening (Nut Size)
	A						
1	1 ²⁹ / ₃₂	9 ⁷ / ₈	5 ⁵ / ₈	1.9	1807B	1	1
1 ¹ / ₁₆	1 ²⁹ / ₃₂	9 ⁷ / ₈	5 ⁵ / ₈	1.9	1807	1	1 ¹ / ₁₆
1 ¹ / ₈	1 ²⁹ / ₃₂	9 ⁷ / ₈	5 ⁵ / ₈	1.9	1807A	1	1 ¹ / ₈
1 ¹ / ₄	2	10 ¹ / ₄	2 ³ / ₃₂	2.1	1808B	1	1 ¹ / ₄
1 ¹ / ₄	2	10 ¹ / ₄	2 ³ / ₃₂	2.1	1808	1	1 ¹ / ₄
1 ¹ / ₈	2	10 ¹ / ₄	2 ³ / ₃₂	2.1	1808A	1	1 ¹ / ₈
1 ³ / ₈	2 ¹ / ₁₆	10 ³ / ₁₆	7 ⁷ / ₈	2.6	1809B	1	1 ³ / ₈
1 ¹ / ₂	2 ¹ / ₁₆	10 ³ / ₁₆	7 ⁷ / ₈	2.6	1809	1	1 ¹ / ₂
1 ¹ / ₂	2 ¹ / ₁₆	10 ³ / ₁₆	7 ⁷ / ₈	2.6	1809A	1	1 ¹ / ₂
1 ¹ / ₈	2 ³ / ₁₆	11	6 ¹ / ₁₆	2.9	1810	1	1 ¹ / ₈
1 ¹ / ₁₆	2 ³ / ₁₆	11	6 ¹ / ₁₆	2.9	1810A	1	1 ¹ / ₁₆
1 ¹ / ₄	2 ³ / ₁₆	11 ¹ / ₁₆	6 ³ / ₁₆	3.5	1811B	1	1 ¹ / ₄
1 ¹³ / ₁₆	2 ³ / ₁₆	11 ¹ / ₁₆	6 ³ / ₁₆	3.5	1811	1	1 ¹³ / ₁₆
1 ¹ / ₈	2 ³ / ₁₆	11 ¹ / ₁₆	6 ³ / ₁₆	3.5	1811A	1	1 ¹ / ₈
1 ¹⁵ / ₁₆	3 ¹ / ₃₂	11 ¹ / ₁₆	1 ¹ / ₃₂	4.0	1812A	1	1 ¹⁵ / ₁₆
2	3 ¹ / ₃₂	11 ¹ / ₁₆	1 ¹ / ₃₂	4.0	1812	1	2
2 ¹ / ₁₆	3 ¹ / ₃₂	11 ¹ / ₁₆	1 ¹ / ₃₂	4.0	1812B	1	2 ¹ / ₁₆
2 ¹ / ₈	3 ³ / ₃₂	12	1 ¹ / ₄	5.2	1813B	1	2 ¹ / ₈
2 ³ / ₁₆	3 ³ / ₃₂	12	1 ¹ / ₄	5.2	1813	1	2 ³ / ₁₆
2 ¹ / ₄	3 ¹³ / ₃₂	12 ³ / ₈	1 ¹ / ₁₆	6.0	1813A	1	2 ¹ / ₄
2 ⁵ / ₈	3 ¹³ / ₃₂	12 ³ / ₈	1 ¹ / ₁₆	6.0	1814	1	2 ⁵ / ₈
2 ¹ / ₂	3 ³ / ₄	12 ¹ / ₁₆	1 ¹ / ₃₂	6.5	1815B	1	2 ¹ / ₂
2 ¹ / ₂	3 ³ / ₄	12 ¹ / ₁₆	1 ¹ / ₃₂	6.5	1815C	1	2 ¹ / ₂
2 ³ / ₁₆	3 ³ / ₄	12 ¹ / ₁₆	1 ¹ / ₃₂	6.5	1815	1	2 ³ / ₁₆
2 ⁵ / ₈	3 ³ / ₄	12 ¹ / ₁₆	1 ¹ / ₃₂	6.5	1815A	1	2 ⁵ / ₈
2 ³ / ₄	4 ¹ / ₁₆	13 ¹ / ₁₆	1 ¹ / ₃₂	7.5	1816	1	2 ³ / ₄
2 ¹³ / ₁₆	4 ²³ / ₆₄	13 ³ / ₁₆	1 ¹ / ₃₂	7.9	1816C	1	2 ¹³ / ₁₆
2 ¹⁵ / ₁₆	4 ²³ / ₆₄	13 ³ / ₁₆	1 ¹ / ₃₂	7.9	1816B	1	2 ¹⁵ / ₁₆
3	4 ³ / ₁₆	13 ³ / ₁₆	1 ⁵ / ₈	9.4	1817A	1	3
3 ¹ / ₈	4 ³ / ₁₆	13 ³ / ₁₆	1 ⁵ / ₈	9.4	1817	1	3 ¹ / ₈
3 ³ / ₈	4 ³ / ₁₆	14 ¹ / ₈	1 ²³ / ₃₂	10.5	1818A	1	3 ³ / ₈
3 ¹ / ₂	4 ³ / ₁₆	14 ¹ / ₈	1 ²³ / ₃₂	10.5	1818	1	3 ¹ / ₂
3 ³ / ₄	5 ³ / ₁₆	14 ¹ / ₂	1 ²³ / ₃₂	13.3	1819B	1	3 ³ / ₄
3 ³ / ₈	5 ³ / ₁₆	14 ¹ / ₂	1 ²³ / ₃₂	13.3	1819	1	3 ³ / ₈
4 ¹ / ₈	6 ¹ / ₄	16 ¹ / ₃₂	2 ¹ / ₈	20.8	1820B	1	4 ¹ / ₈
4 ¹ / ₄	6 ¹ / ₄	16 ¹ / ₃₂	2 ¹ / ₈	20.1	1820	1	4 ¹ / ₄
4 ¹ / ₂	7 ¹ / ₄	18 ¹ / ₃₂	3	35.2	1821B	1	4 ¹ / ₂
4 ⁵ / ₈	7 ¹ / ₄	18 ¹ / ₃₂	3	38.0	1821	1	4 ⁵ / ₈
4 ³ / ₄	7 ¹ / ₄	18 ¹ / ₃₂	3	38.2	1822	1	4 ³ / ₄
32mm	50.8	260.4	18.3	2.1	1832MM	1	32 mm
36mm	57.7	268.2	22.4	2.6	1836MM	1	36 mm
41mm	63.0	279.4	24.1	2.9	1841MM	1	41 mm
46mm	67.6	287.3	24.9	3.5	1846MM	1	46 mm
50mm	67.6	287.3	24.9	3.5	1850MM	1	50 mm
55mm	83.3	304.8	31.8	5.2	1855MM	1	55 mm
60mm	86.6	314.5	36.6	6.0	1860MM	1	60 mm
65mm	95.3	322.3	38.9	6.6	1865MM	1	65 mm
70mm	105.9	331.7	38.9	7.5	1870MM	1	70 mm
75mm	110.7	341.4	38.9	7.9	1875MM	1	75 mm
80 mm	113.8	350.8	41.1	9.4	1880MM	1	80 mm



Roughneck "Hammer Wrench"

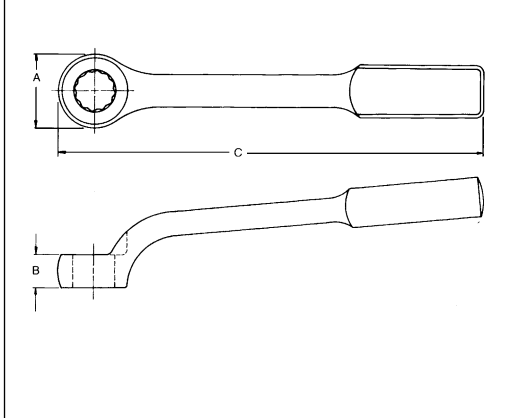
**Straight Pattern — 6 Point
Alloy Steel — Drop Forged**



Roughneck "Hammer Wrench"

**Straight Pattern — 12 Point
Alloy Steel — Drop Forged**

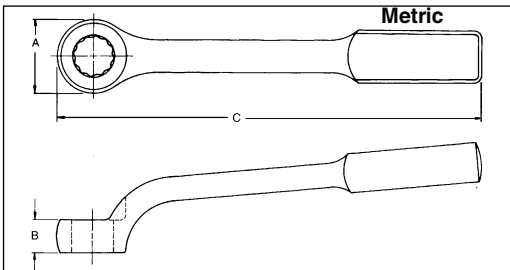
Striking Face Box Wrenches Offset Style



Offset Pattern — 12 Point

**Black Industrial Finish
Drop Forged**


Wrench Opening	Diameter of Head		Thickness of Head	Length		Wt. Ea. Lbs.	Industrial Black	Std. Pkg. Qty.	Wrench Opening
	A	B	C	Part No.					
1	1 ²⁵ / ₃₂	3/4	10	1.9	8807 B	1	1		
1 ¹ / ₁₆	1 ²⁵ / ₃₂	3/4	10	1.9	8807	1	1 ¹ / ₁₆		
1 ¹ / ₈	1 ²⁵ / ₃₂	3/4	10	1.8	8807A	1	1 ¹ / ₈		
1 ¹ / ₁₆	2 ¹ / ₁₆	27 ³² / ₃₂	11	2.6	8808B	1	1 ¹ / ₁₆		
1 ¹ / ₈	2 ¹ / ₁₆	27 ³² / ₃₂	11	2.6	8808	1	1 ¹ / ₈		
1 ¹ / ₁₆	2 ¹ / ₁₆	27 ³² / ₃₂	11	2.6	8808A	1	1 ¹ / ₁₆		
1 ¹ / ₈	2 ²⁵ / ₆₄	15 ¹⁶ / ₁₆	11 ¹ / ₂	3.4	8809B	1	1 ¹ / ₈		
1 ¹ / ₁₆	2 ²⁵ / ₆₄	15 ¹⁶ / ₁₆	11 ¹ / ₂	3.4	8809	1	1 ¹ / ₁₆		
1 ¹ / ₂	2 ²⁵ / ₆₄	1 ⁵ / ₁₆	11 ¹ / ₂	3.3	8809A	1	1 ¹ / ₂		
1 ⁵ / ₈	2 ²¹ / ₃₂	1 ¹ / ₁₆	12	4.0	8810	1	1 ⁵ / ₈		
1 ¹¹ / ₁₆	2 ²¹ / ₃₂	1 ¹ / ₁₆	12	4.0	8810A	1	1 ¹¹ / ₁₆		
1 ³ / ₄	2 ²¹ / ₃₂	1 ¹ / ₁₆	12	3.9	8811B	1	1 ³ / ₄		
1 ¹³ / ₁₆	3 ³ / ₃₂	1 ¹ / ₁₆	13	5.4	8811	1	1 ¹³ / ₁₆		
1 ⁷ / ₈	3 ³ / ₃₂	1 ¹ / ₁₆	13	5.4	8811A	1	1 ⁷ / ₈		
1 ¹⁵ / ₁₆	3 ³ / ₃₂	1 ¹ / ₁₆	13	5.3	8812A	1	1 ¹⁵ / ₁₆		
2	3 ³ / ₃₂	1 ¹ / ₁₆	13	5.2	8812	1	2		
2 ¹ / ₈	3 ¹⁷ / ₃₂	1 ¹ / ₁₆	13 ¹ / ₂	6.9	8813B	1	2 ¹ / ₈		
2 ¹ / ₁₆	3 ¹⁷ / ₃₂	1 ¹ / ₁₆	13 ¹ / ₂	6.9	8813	1	2 ¹ / ₁₆		
2 ¹ / ₄	3 ¹⁷ / ₃₂	1 ¹ / ₁₆	13 ¹ / ₂	6.7	8813A	1	2 ¹ / ₄		
2 ⁵ / ₁₆	3 ¹³ / ₁₆	1 ¹ / ₁₆	14	8.1	8814A	1	2 ⁵ / ₁₆		
2 ³ / ₈	3 ¹³ / ₁₆	1 ¹ / ₁₆	14	7.8	8814	1	2 ³ / ₈		
2 ¹ / ₂	3 ¹³ / ₁₆	1 ¹ / ₁₆	14	7.8	8815B	1	2 ¹ / ₂		
2 ⁵ / ₁₆	4 ²⁵ / ₃₂	1 ⁵ / ₁₆	15	10.6	8815	1	2 ⁵ / ₁₆		
2 ³ / ₈	4 ⁷ / ₃₂	1 ⁵ / ₁₆	15	10.5	8815A	1	2 ³ / ₈		
2 ¹ / ₄	4 ⁷ / ₃₂	1 ⁵ / ₁₆	15	10.2	8816	1	2 ¹ / ₄		
2 ⁷ / ₈	4 ²⁵ / ₃₂	1 ⁷ / ₁₆	16	14.0	8816C	1	2 ⁷ / ₈		
2 ¹⁵ / ₁₆	4 ²⁵ / ₃₂	1 ⁷ / ₁₆	16	13.8	8816B	1	2 ¹⁵ / ₁₆		
3	4 ²⁵ / ₃₂	1 ⁷ / ₁₆	16	13.7	8817	1	3		
3 ¹ / ₈	4 ²⁵ / ₃₂	1 ⁷ / ₁₆	16	13.3	8817A	1	3 ¹ / ₈		
3 ³ / ₈	6 ¹ / ₄	2 ³ / ₈	18	26.7	8818A	1	3 ³ / ₈		
3 ¹ / ₂	6 ¹ / ₄	2 ³ / ₈	18	26.3	8818	1	3 ¹ / ₂		
3 ³ / ₄	6 ¹ / ₄	2 ³ / ₈	18	25.3	8819B	1	3 ³ / ₄		
3 ⁷ / ₈	6 ¹ / ₄	2 ³ / ₈	18	24.8	8819	1	3 ⁷ / ₈		
4 ¹ / ₈	6 ¹ / ₄	2 ³ / ₈	18	23.6	8819C	1	4 ¹ / ₈		
4 ¹ / ₄	6 ¹ / ₄	2 ³ / ₈	18	22.9	8819A	1	4 ¹ / ₄		



Offset Pattern — 12 Point

**Black Industrial Finish
Drop Forged**









Wrench Opening	Diameter of Head		Thickness of Head	Length		Wt. Ea. Lbs.	Industrial Black	Std. Pkg. Qty.	Wrench Opening
	A	B	C	Part No.					
32 mm	2 ¹ / ₁₆	27 ³² / ₃₂	11	2.6	8832MM	1	32 mm		
36 mm	2 ²⁵ / ₆₄	15 ¹⁶ / ₁₆	11 ¹ / ₂	3.4	8836MM	1	36 mm		
41 mm	2 ²¹ / ₃₂	1 ¹ / ₁₆	12	4.0	8841MM	1	41 mm		
46 mm	3 ³ / ₃₂	1 ³ / ₁₆	13	5.4	8846MM	1	46 mm		
50 mm	3 ³ / ₃₂	1 ³ / ₁₆	13	5.2	8850MM	1	50 mm		
55 mm	3 ¹⁷ / ₃₂	1 ¹ / ₁₆	13 ¹ / ₂	6.9	8855MM	1	55 mm		
60 mm	3 ¹³ / ₁₆	1 ¹ / ₁₆	14	7.8	8860MM	1	60 mm		
65 mm	4 ⁷ / ₃₂	1 ⁵ / ₁₆	15	10.6	8865MM	1	65 mm		
70 mm	4 ⁷ / ₃₂	1 ⁵ / ₁₆	15	10.2	8870MM	1	70 mm		
75 mm	4 ²⁵ / ₃₂	1 ⁷ / ₁₆	16	13.8	8875MM	1	75 mm		
80 mm	4 ²⁵ / ₃₂	1 ⁷ / ₁₆	16	13.3	8880MM	1	80 mm		











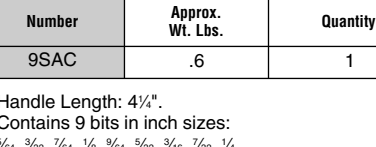
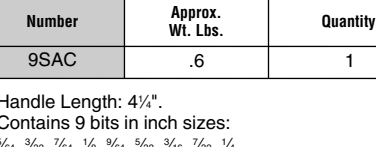
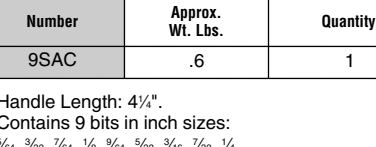
Tube or Strike Free Wrench

7/16" Part Number 24TWH		24" Handle	7/16" Part Number 36TWH		36" Handle	
Fits 24" Handle			Fits 36"			
7/16" Part Number	Opening	7/16" Part Number	Opening	7/16" Part Number	Opening	
8707	1 ¹ / ₁₆	8710A	8714	1 ¹¹ / ₁₆	8714	2 ³ / ₈
8707A	1 ¹ / ₈	8711B	8715B	1 ³ / ₄	8715B	2 ¹ / ₂
8708B	1 ³ / ₁₆	8711	8715	1 ¹³ / ₁₆	8715	2 ¹ / ₁₆
8708	1 ¹ / ₄	8711A	8715A	1 ⁷ / ₈	8715A	2 ³ / ₈
8708A	1 ⁹ / ₁₆	8712A	8716	1 ¹⁵ / ₁₆	8716	2 ³ / ₄
8709B	1 ³ / ₈	8712	8716C	2	8716C	2 ¹ / ₂
8709	1 ¹ / ₁₆	8713B	8716B	2 ¹ / ₈	8716B	2 ¹⁵ / ₁₆
8709A	1 ¹ / ₂	8713	8717	2 ¹ / ₁₆	8717	3
8710	1 ⁵ / ₁₆	8713A	8717A	2 ¹ / ₄	8717A	3 ¹ / ₈
		8714A		2 ⁵ / ₁₆		

Hex Key Wrench Sets

Number		Approx. Wt. Lbs.		Quantity		Number		Approx. Wt. Lbs.		Quantity	
13S		.75		1		11SA		.6		1	
 <p>Contains 13 keys, short arm series, each in a separate size-marked pocket, inch sizes: .050, 1/16, 3/64, 1/32, 1/64, 1/8, 3/32, 1/16, 1/32, 1/4, 5/16, 3/8. Kit Bag C691</p>						 <p>11 keys, short arm series, inch sizes: .050, 1/16, 3/64, 1/32, 1/8, 3/32, 1/16, 1/32, 1/4, 5/16, 3/8. Kit Bag C691</p>					
9L		.9		1		9S		.30		1	
 <p>9 keys, 6" long arm series, inch sizes: 3/64, 1/32, 1/8, 5/32, 3/16, 1/32, 1/4, 5/16, 3/8. Kit Bag C591</p>						 <p>9 keys, short arm series, inch sizes: 3/64, 1/32, 1/8, 5/32, 3/16, 1/32, 1/4, 5/16, 3/8. Kit Bag C691</p>					
9SM		.58		1		7S		.25		1	
 <p>9 metric keys, short arm series, mm sizes: 1.5, 2, 2.5, 3, 4, 5, 6, 8, 10. Kit Bag C691</p>						 <p>7 keys, short arm series, inch sizes: 3/64, 1/32, 1/8, 5/32, 3/16, 1/32, 1/4. Kit Bag C791</p>					
11S		1.6		1		7SM		.66		1	
 <p>11 keys, short arm series, inch sizes: 3/64, 1/32, 1/8, 5/32, 3/16, 1/32, 1/4, 5/16, 3/8, 1/2, 5/16. Kit Bag C691</p>						 <p>7 metric keys, short arm series, mm sizes: 2, 2.5, 3, 4, 5, 6, 8. Kit Bag C691</p>					

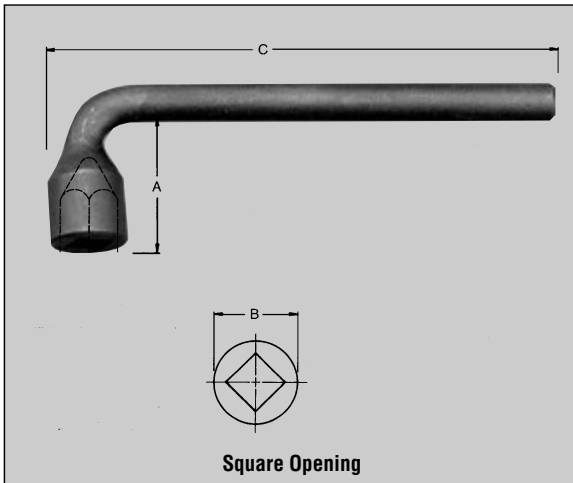
JackKey Wrench Sets

5LK		1.62		1		9LK		1.06		1	
 <p>JackKey® Set with 5 long bits in inch sizes: 3/16, 1/32, 1/4, 5/16, 3/8. Bit lengths 3 3/8"-5". Handle length 5 1/4".</p>						 <p>JackKey® Set with 9 bits in inch sizes: .050, 1/16, 3/64, 1/32, 1/8, 3/64, 1/8, 5/64, 1/32, 3/16.</p>					
7LKM		.15		1		8SK		.3		1	
 <p>Metric JackKey® Set with 7 bits in mm sizes: 1.5, 2, 2.5, 3, 4, 5, 6. Bit lengths 38-50 mm; handle length 100 mm.</p>						 <p>JackKey® Set with 8 bits in inch sizes: .050, 1/16, 3/64, 1/32, 1/8, 3/64, 1/32. Bit lengths 2"-2 1/2". Handle length 3".</p>					
8LK		2.02		1		9SK		1.06		1	
 <p>JackKey® Set with 8 long bits in inch sizes: 3/32, 1/64, 1/8, 3/64, 1/32, 1/16, 1/32, 1/4. Bit lengths 5"-5 1/2". Handle length 6 1/4".</p>						 <p>JackKey® Set with 9 bits in inch sizes: 5/64, 3/32, 1/64, 1/8, 3/64, 1/32, 1/16, 1/32, 1/4. Bit lengths 3"-3 1/2". Handle length 4".</p>					
8SC		.34		1		7SCM		.4		1	
 <p>Handle Length: 3 1/2". Contains 8 bits in inch sizes: .050, 1/16, 3/64, 1/32, 1/64, 1/8, 3/64, 1/32.</p>						 <p>Handle Length: 3 1/2". Contains 7 bits in metric sizes: 1.5, 2, 2.5, 3, 4, 5, 6.</p>					
9SC		.34		1		9SAC		.6		1	
 <p>Handle Length: 3 1/2". Contains 9 bits in inch sizes: .050, 1/16, 3/64, 1/32, 1/64, 1/8, 3/64, 1/32, 3/16.</p>						 <p>Handle Length: 4 1/4". Contains 9 bits in inch sizes: 5/64, 1/32, 1/64, 1/8, 3/64, 1/32, 1/16, 1/32, 1/4.</p>					
7SCT		.34		1		 <p>Handle Length: 4 1/4". Contains 7 TORX® bits: T-10, T-15, T-20, T-25, T-27, T-30, T-40.</p>					

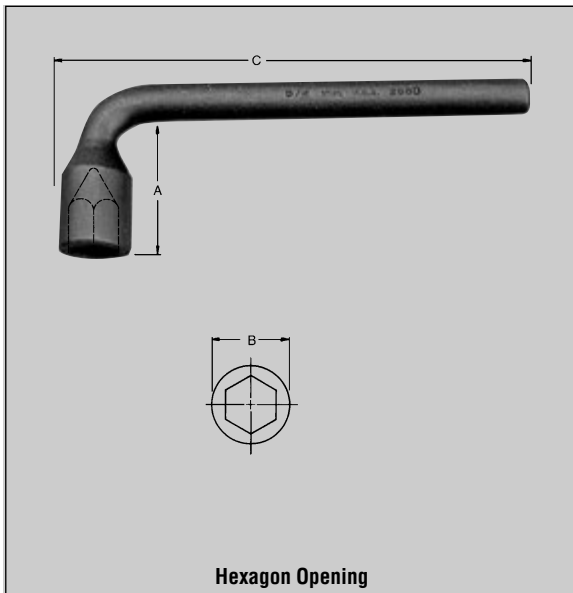
Offset Socket Wrenches

Forged from High Grade Carbon Steel

Special Bends, Lengths Available as Made-to-Order



Square Opening 4-Point							
Wrench Opening	Handle Offset in Clear from Face of Wrench	Diameter of Head	Length	Wt. Ea. Lbs.	Industrial Black	Std. Pkg. Qty.	Wrench Opening
					Part No.		
	A	B	C				
1/4	13/16	1/2	3 3/8	.07	261J	6	1/4
5/16	1	5/8	3 3/8	.12	262H	6	5/16
3/8	1 1/8	1 1/16	4 1/16	.23	263H	6	3/8
7/16	1 1/8	7/8	5 3/8	.42	265H	6	7/16
1/2	1 1/4	1	6 1/4	.59	266H	6	1/2
9/16	1 1/16	1 1/8	6 3/4	.85	267H	6	9/16
5/8	1 1/16	1 1/4	7 1/2	.94	268H	6	5/8
3/4	1 5/8	1 3/8	8 3/8	1.2	269H	6	3/4
1 1/4	3	2 3/8	14 7/8	5.3	276H	1	1 1/4


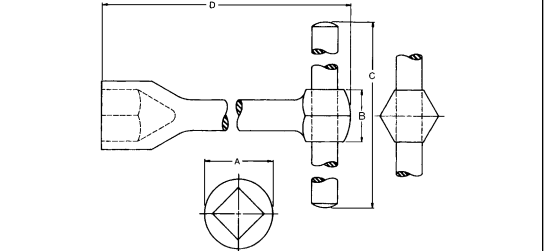



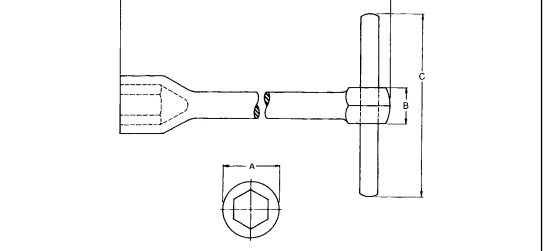
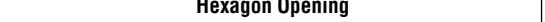
Hexagon Opening 6-Point							
Wrench Opening	Handle Offset in Clear from Face of Wrench	Diameter of Head	Length	Wt. Ea. Lbs.	Industrial Black	Std. Pkg. Qty.	Wrench Opening
					Part No.		
	A	B	C				
7/16	1 1/8	1 1/16	4 1/16	.21	263D	6	7/16
1/2	1 1/4	3/4	5 3/8	.33	264A	6	1/2
9/16	1 1/16	7/8	5 3/8	.46	265D	6	9/16
5/8	1 1/16	1	6 1/4	.53	266D	6	5/8
3/4	1 5/8	1 1/8	6 3/4	.79	267D	6	3/4
7/8	2 1/4	1 3/8	8 3/8	1.02	269A	6	7/8
15/16	2 1/4	1 1/2	9 3/8	1.7	270S	6	15/16
1 1/16	2 3/4	1 5/8	10	1.8	271A	1	1 1/16
1 1/8	2 3/4	1 3/4	10	1.9	271D	1	1 1/8
1 1/4	3	1 7/8	11 1/8	2.7	273A	1	1 1/4
1 1/2	3 1/4	2 1/8	13 1/4	4.1	275A	1	1 1/2
1 3/4	3 3/4	2 3/8	13 3/4	4.1	275D	1	1 3/4
1 7/8	3 3/4	2 1/2	14 1/8	5.8	276A	1	1 7/8

Upset Forged from Carbon Steel


Pin Handle Can Be Removed, Enabling Use of a Wrench on Hex End of Shank.

Special Lengths Can Be Ordered in Quantities.

Square Opening 4-Point									
Wrench Opening	Diameter of Head	Size Hex on Handle End	Length of Pin Handle	Overall Length	Wt. Ea. Lbs.	Industrial Black	Std. Pkg. Qty.	Wrench Opening	
						Part No.			
3/16	1/2	13/32	4 1/2	4 1/4	.12	961H	6	3/16	
1/4	1/2	13/32	4 1/2	4 1/4	.12	961J	6	1/4	
5/16	5/8	17/32	4 1/2	4 1/2	.17	962H	6	5/16	
3/8	11/16	5/8	4 1/2	4 7/8	.29	963H	6	3/8	
7/16	7/8	3/4	5 1/2	5 3/4	.57	965H	12	7/16	
1/2	1	3/4	6 1/8	6 1/8	.68	966H	12	1/2	
9/16	1 1/8	7/8	6 1/8	6 1/2	.94	967H	6	9/16	
5/8	1 1/4	7/8	7	7	1.18	968H	6	5/8	
3/4	1 3/8	7/8	7	7 3/8	1.20	969H	1	3/4	
7/8	1 5/8	1 1/4	8 1/4	8 3/4	2.2	971H	1	7/8	

Hexagon Opening 6-Point									
Wrench Opening	Diameter of Head	Size Hex on Handle End	Length of Pin Handle	Overall Length	Wt. Ea. Lbs.	Industrial Black	Std. Pkg. Qty.	Wrench Opening	
						Part No.			
5/16	1/2	13/32	4 1/2	4 1/4	.12	961A	6	5/16	
3/8	5/8	17/32	4 1/2	4 1/2	.17	962D	6	3/8	
7/16	11/16	5/8	4 1/2	4 7/8	.28	963D	6	7/16	
1/2	3/4	11/16	5 1/2	5 1/4	.40	964A	12	1/2	
9/16	7/8	3/4	5 1/2	5 3/4	.56	965D	12	9/16	
5/8	1	3/4	6 1/8	6 1/8	.68	966D	12	5/8	
11/16	1 1/8	7/8	6 1/8	6 1/2	.94	967A	6	11/16	
3/4	1 1/8	7/8	6 1/8	6 1/2	.91	967D	6	3/4	
7/8	1 3/8	7/8	7	7 3/8	1.24	969A	1	7/8	
15/16	1 1/2	1 1/16	7 7/8	7 7/8	1.8	970S	1	15/16	
1	1 1/2	1 1/16	7 7/8	7 7/8	1.9	970D	1	1	
1 1/16	1 5/8	1 1/4	8 1/4	8 3/4	2.3	971A	1	1 1/16	
1 1/8	1 3/4	1 1/4	8 3/4	8 3/4	2.2	971D	1	1 1/8	
1 1/4	1 3/4	1 1/4	8 3/4	9 1/8	3.0	973A	1	1 1/4	
1 5/16	1 3/4	1 1/4	8 3/4	9 3/8	2.9	973B	1	1 5/16	
1 1/2	2 1/8	1 7/16	8 3/4	10	3.8	975D	1	1 1/2	
1 5/8	2 3/8	1 5/8	10 3/4	10 3/4	5.5	976A	1	1 5/8	

Mechanic's Starter Set – Industrial



TOOL BOX INCLUDED...BX21



M46K

ADJUSTABLE WRENCHES

6"A6

COMBINATION WRENCH SET

1/4".....1158	13/16".....1167A
5/16".....1159	7/8".....1167
3/8".....1160	Kit BagC110
7/16".....1161	Kit BagC55
1/2".....1162	15/16".....1168
9/16".....1163	1".....1170
5/8".....1164	1 1/16".....1171
11/16".....1165	1 1/8".....1172
3/4".....1166	1 1/4".....1173

3/8" DRIVE SOCKET SET

1/4".....B1208	13/16".....B1226
5/16".....B1210	7/8".....B1228
3/8".....B1212	15/16".....B1230
7/16".....B1214	1".....B1232
1/2".....B1216	7" Rev. RatchetB52
9/16".....B1218	3" Ext.....B103
5/8".....B1220	6" Ext.....B105
11/16".....B1222	Universal.....B140A
3/4".....B1224	Flex HandleB40A

HAMMERS

12 oz. Ball Peen104G

CHISEL & PUNCH

3/16" Pin Punch.....P6
 1/4" Center Punch.....P38
 1/2" Cold ChiselC16

PLIERS & SCREWDRIVERS

8" Combination Slip Joint Pliers.....P208
 6" Diagonal Cutting Pliers.....P206
 6 1/2" Long Chain Nose Side Cutting Pliers.....P506
 6" Square Blade Screwdriver.....SDS6
 6" No. 3 Phillips Screwdriver.....SDP6

M46KM

ADJUSTABLE WRENCHES

6"A6

COMBINATION WRENCH SET

7 mm.....1107MM	16 mm1116MM
8 mm.....1108MM	17 mm1117MM
9 mm.....1109MM	Kit BagC110
10 mm.....1110MM	Kit BagC55
11 mm.....1111MM	24 mm1124MM
12 mm.....1112MM	26 mm1126MM
13 mm.....1113MM	28 mm1128MM
14 mm.....1114MM	29 mm1129MM
15 mm.....1115MM	30 mm1130MM

3/8" DRIVE SOCKET SET

8 mm.....BM1208	17 mmBM1217
9 mm.....BM1209	18 mmBM1218
10 mm.....BM1210	19 mmBM1219
11 mm.....BM1211	AdaptorBS130
12 mm.....BM1212	7" Rev. Ratchet.....B52
13 mm.....BM1213	3" Ext.....B103
14 mm.....BM1214	6" Ext.....B105
15 mm.....BM1215	Universal.....B140A
16 mm.....BM1216	Flex HandleB40A

HAMMERS

12 oz. Ball Peen104G

CHISEL & PUNCH

3/16" Pin Punch.....P6
 1/4" Center Punch.....P38
 1/2" Cold ChiselC16

PLIERS & SCREWDRIVERS

8" Combination Slip Joint Pliers.....P208
 6" Diagonal Cutting Pliers.....P206
 6 1/2" Long Chain Nose Side Cutting Pliers.....P506
 6" Square Blade Screwdriver.....SDS6
 6" No. 3 Phillips Screwdriver.....SDP6



M100K

3/8" DRIVE SOCKET SET

1/4".....	B1208	13/16".....	B1226
5/16".....	B1210	7/8".....	B1228
3/8".....	B1212	15/16".....	B1230
7/16".....	B1214	1".....	B1232
1/2".....	B1216	3" Ext.....	B103
9/16".....	B1218	6" Ext.....	B105
5/8".....	B1220	Flex Handle.....	B40A
11/16".....	B1222	Universal Joint.....	B140A
3/4".....	B1224	7" Rev. Ratchet.....	B52

1/2" DRIVE SOCKET SET

3/8".....	ST1212	1".....	ST1232
7/16".....	ST1214	1 1/16".....	ST1234
1/2".....	ST1216	1 1/8".....	ST1236
9/16".....	ST1218	1 3/16".....	ST1238
5/8".....	ST1220	1 1/4".....	ST1240
11/16".....	ST1222	5" Ext.....	S110P
3/4".....	ST1224	10" Ext.....	S115P
13/16".....	ST1226	Flex Handle.....	SF41
7/8".....	ST1228	Rev. Ratchet.....	SF51

COMBINATION WRENCHES

1/4".....	1158	5/16".....	1168
5/16".....	1159	1".....	1170
3/8".....	1160	1 1/16".....	1171
7/16".....	1161	1 1/8".....	1172
1/2".....	1162	1 1/4".....	1173
9/16".....	1163	Kit Bag.....	C55
5/8".....	1164	FLARE NUT WRENCHES	
11/16".....	1165	3/8".....	4112
3/4".....	1166	7/16".....	4114
13/16".....	1167A	1/2".....	4116
7/8".....	1167	9/16".....	4118
Kit Bag.....	C110		

C-CLAMPS

0-3".....	CC403
0-6 1/16".....	CC406

HAMMERS

12 oz.....	104G
1.50 lbs.....	HSB15
1.25 lbs.....	HPD1

CHISEL & PUNCH

3/16" Pin.....	P6
3/16" Center.....	P40
1/2" Cold.....	C16
1/4" Pin.....	P8
1/4" Center.....	P42
3/4" Cold.....	C24
1/16" Pin.....	P2
1/4" Taper.....	P27

SCREWDRIVERS & PLIERS

8" Combo.....	P208
6" Diagonal.....	P206
6 1/2" Chain Nose.....	P506
10" Groove.....	P510
4" Square Blade.....	SDS4
6" Square Blade.....	SDS6
10" Square Blade.....	SDS10
3" Phillips No. 1.....	SDP3
4" Phillips No. 2.....	SDP4
6" Phillips No. 3.....	SDP6
1 1/2" Stubby No. 2.....	SDP1

HEX KEY WRENCH SET

13 pcs. Short Arm Series...13S

ADJUSTABLE & PIPE WRENCHES

6".....	A6
10".....	A10
10".....	PW10

M100KM

3/8" DRIVE SOCKET SET

8 mm.....	BM1208	17mm.....	BM1217
9 mm.....	BM1209	18 mm.....	BM1218
10 mm.....	BM1210	19 mm.....	BM1219
11 mm.....	BM1211	Adaptor.....	BS130
12 mm.....	BM1212	3" Ext.....	B103
13 mm.....	BM1213	5" Ext.....	B105
14 mm.....	BM1214	Flex Handle.....	B40A
15 mm.....	BM1215	Universal Joint.....	B140A
16 mm.....	BM1216	7" Rev. Ratchet.....	B52

1/2" DRIVE SOCKET SET

10 mm.....	STM1210	25 mm.....	STM1225
11 mm.....	STM1211	26 mm.....	STM1226
12 mm.....	STM1212	27 mm.....	STM1227
13 mm.....	STM1213	30 mm.....	STM1230
14 mm.....	STM1215	32 mm.....	STM1232
17 mm.....	STM1217	5" Ext.....	S110P
19 mm.....	STM1219	10" Ext.....	S115P
22 mm.....	STM1222	Flex Handle.....	SF41
23 mm.....	STM1223	Rev. Ratchet.....	SF51
24 mm.....	STM1224		

COMBINATION WRENCHES

7 mm.....	1107MM	24 mm.....	1124MM
8 mm.....	1108MM	26 mm.....	1126MM
9 mm.....	1109MM	28 mm.....	1128MM
10 mm.....	1110MM	29 mm.....	1129MM
11 mm.....	1111MM	30 mm.....	1130MM
12 mm.....	1112MM	Kit Bag.....	C55
13 mm.....	1113MM	FLARE NUT WRENCHES	
14 mm.....	1114MM	3/8".....	4112
15 mm.....	1115MM	7/16".....	4114
16 mm.....	1116MM	1/2".....	4116
17 mm.....	1117MM	9/16".....	4118
Kit Bag.....	C110		

C-CLAMPS

0-3".....	CC403
0-6 1/16".....	CC406

HAMMERS

12 oz.....	104G
1.50 lbs.....	HSB15
1.25 lbs.....	HPD1

CHISEL & PUNCH

3/16" Pin.....	P6
3/16" Center.....	P40
1/2" Cold.....	C16
1/4" Pin.....	P8
1/4" Center.....	P42
3/4" Cold.....	C24
1/16" Pin.....	P2
1/4" Taper.....	P27

PLIERS & SCREWDRIVERS

8" Combo.....	P208
6" Diagonal.....	P206
6 1/2" Chain Nose.....	P506
10" Groove.....	P510
4" Square Blade.....	SDS4
6" Square Blade.....	SDS6
10" Square Blade.....	SDS10
3" Phillips No. 1.....	SDP3
4" Phillips No. 2.....	SDP4
6" Phillips No. 3.....	SDP6
1 1/2" Stubby No. 2.....	SDP1

HEX KEY WRENCH SET

13 pcs. Short Arm Series...13S

ADJUSTABLE & PIPE WRENCHES

6".....	A6
10".....	A10
10".....	PW10

1/4" and 3/8" Drive Master Sets

		MB20K	
	1/4" DRIVE SOCKET SET M606 3/16" 6 pt. Std. Skt. M607 7/32" 6 pt. Std. Skt. M608 1/4" 6 pt. Std. Skt. M609 9/32" 6 pt. Std. Skt. M610 5/16" 6 pt. Std. Skt. M611 11/32" 6 pt. Std. Skt.		M106..... Spinner Handle
	3/8" DRIVE SOCKET SET B612 3/8" 6 pt. Std. Skt. B614 7/16" 6 pt. Std. Skt. B616 1/2" 6 pt. Std. Skt. B618 9/16" 6 pt. Std. Skt. B620 5/8" 6 pt. Std. Skt. B622 11/16" 6 pt. Std. Skt. B624 3/4" 6 pt. Std. Skt. B626 13/16" 6 pt. Std. Skt.		B52 8" Reversible Ratchet B103 3" Extension B105 6" Extension BD620P 5/8" Spark Plug Skt. BS129 Adaptor 3/8"F to 1/4"M 98 METAL BOX

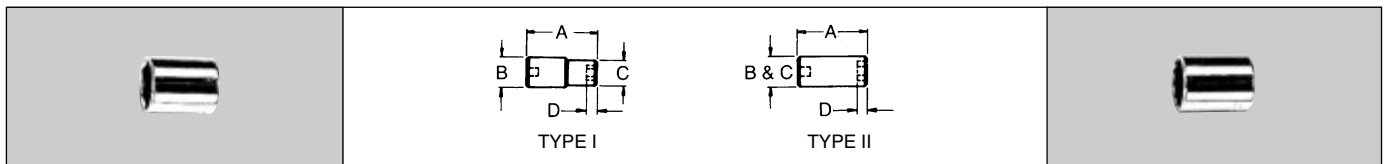
METRIC		MBM20K	
	1/4" DRIVE SOCKET SET MM605 5 mm 6 Pt. Std. Skt. MM606 6 mm 6 Pt. Std. Skt. MM607 7 mm 6 Pt. Std. Skt. MM608 8 mm 6 Pt. Std. Skt. MM609 9 mm 6 Pt. Std. Skt. MM610 10 mm 6 Pt. Std. Skt.		M106..... Spinner Handle
	3/8" DRIVE SOCKET SET BM612 12 mm 6 Pt. Std. Skt. BM613 13 mm 6 Pt. Std. Skt. BM614 14 mm 6 Pt. Std. Skt. BM615 15 mm 6 Pt. Std. Skt. BM616 16 mm 6 Pt. Std. Skt. BM617 17 mm 6 Pt. Std. Skt. BM618 18 mm 6 Pt. Std. Skt. BM619 19 mm 6 Pt. Std. Skt.		B52 8" Reversible Ratchet B103 3" Extension B105 6" Extension BD620P 5/8" Spark Plug Skt. BS129 Adaptor 3/8"F to 1/4"M 98 METAL BOX

		MB28K	
	1/4" DRIVE SOCKET SET M608 1/4" 6 pt. Std. Skt. M609 9/32" 6 pt. Std. Skt. M610 5/16" 6 pt. Std. Skt. M611 11/32" 6 pt. Std. Skt. M612 3/8" 6 pt. Std. Skt.		MM607 7 mm 6 Pt. Std. Skt. MM608 8 mm 6 Pt. Std. Skt. MM609 9 mm 6 Pt. Std. Skt. MM610 10 mm 6 Pt. Std. Skt. MM611 11 mm 6 Pt. Std. Skt. M106 Spinner Handle
	3/8" DRIVE SOCKET SET B614 7/16" 6 pt. Std. Skt. B616 1/2" 6 pt. Std. Skt. B618 9/16" 6 pt. Std. Skt. B620 5/8" 6 pt. Std. Skt. B622 11/16" 6 pt. Std. Skt. B624 3/4" 6 pt. Std. Skt. BM612 12 mm 6 Pt. Std. Skt. BM613 13 mm 6 Pt. Std. Skt. BM614 14 mm 6 Pt. Std. Skt.		BM615 15 mm 6 Pt. Std. Skt. BM617 17 mm 6 Pt. Std. Skt. BM619 19 mm 6 Pt. Std. Skt. B52 8" Reversible Ratchet B103 3" Extension B105 6" Extension BD620P .. 5/8" Spark Plug Skt. BS129 Adaptor 3/8"F to 1/4"M 98..... METAL BOX



1/4" Drive Sockets & Attachments – Chrome

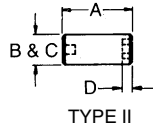
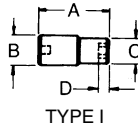
Type	Item	Description	Part No.	Std. Pkg. Qty.
Ratchet		Chrome .43 tooth. Head dia. 1" . Length 5½" . Weight .40 lbs.	M52	6
Ratchet Replacement Head		Preassembled Ratchet Replacement Head. Weight .19 lbs.	M52RD	1
Extension Bar		3" Extension Bar. Weight .17 lbs.	M103	6
Spinner		Spinner Handle. Length 6" .	M106	6



1/4" Square Drive 12 Point Standard										
Opening	Type	Length		Drive End	Opening End	Minimum Depth	Wt. Ea. Lbs.	Chrome	Std. Pkg. Qty.	Opening
		A	B	C	D	Part No.				
3/16	I	13/16	31/64	5/16	7/32	.01	M1206	6	3/16	
7/32	I	13/16	31/64	23/64	15/64	.01	M1207	6	7/32	
1/4	I	13/16	31/64	25/64	1/4	.01	M1208	6	1/4	
9/32	I	13/16	31/64	7/16	19/64	.02	M1209	6	9/32	
5/16	II	13/16	31/64	31/64	21/64	.02	M1210	6	5/16	
11/32	II	13/16	33/64	33/64	21/64	.03	M1211	6	11/32	
3/8	II	13/16	9/16	9/16	5/16	.03	M1212	6	3/8	
7/16	II	13/16	5/8	5/8	21/64	.04	M1214	6	7/16	
1/2	II	13/16	45/64	45/64	13/32	.04	M1216	6	1/2	

1/4" Square Drive 6 Point Standard										
Opening	Type	Length		Drive End	Opening End	Minimum Depth	Wt. Ea. Lbs.	Chrome	Std. Pkg. Qty.	Opening
		A	B	C	D	Part No.				
5/32	I	13/16	31/64	9/32	7/32	.01	M605	6	5/32	
3/16	I	13/16	31/64	5/16	7/32	.01	M606	6	3/16	
7/32	I	13/16	31/64	23/64	15/64	.01	M607	6	7/32	
1/4	I	13/16	31/64	25/64	1/4	.01	M608	6	1/4	
9/32	I	13/16	31/64	7/16	19/64	.02	M609	6	9/32	
5/16	II	13/16	31/64	31/64	21/64	.02	M610	6	5/16	
11/32	II	13/16	33/64	33/64	21/64	.03	M611	6	11/32	
3/8	II	13/16	9/16	9/16	5/16	.03	M612	6	3/8	
7/16	II	13/16	5/8	5/8	21/64	.04	M614	6	7/16	
1/2	II	13/16	45/64	45/64	13/32	.04	M616	6	1/2	

1/4" Drive Sockets & Sets – Chrome



1/4" Square Drive 6 Point Deep

Opening	Type	Length	Drive End	Opening End	Minimum Depth	Wt. Ea. Lbs.	Chrome	Std. Pkg. Qty.	Opening
		A	B	C	D		Part No.		
3/16	I	1 ⁸¹ / ₆₄	1 ¹⁵ / ₃₂	5/16	1 ¹³ / ₆₄	.05	MD606	6	3/16
7/32	I	1 ⁸¹ / ₆₄	1 ¹⁵ / ₃₂	2 ²³ / ₆₄	1 ¹⁵ / ₆₄	.06	MD607	6	7/32
1/4	I	1 ⁸¹ / ₆₄	1 ¹⁵ / ₃₂	2 ²⁵ / ₆₄	1 ¹¹ / ₃₂	.06	MD608	6	1/4
9/32	I	1 ⁸¹ / ₆₄	1 ¹⁵ / ₃₂	7/16	1 ¹¹ / ₃₂	.06	MD609	6	9/32
5/16	II	1 ⁸¹ / ₆₄	1 ¹⁵ / ₃₂	1 ¹⁹ / ₃₂	1 ¹⁹ / ₃₂	.06	MD610	6	5/16
11/32	II	1 ⁸¹ / ₆₄	3 ³ / ₆₄	3 ³ / ₆₄	3 ³ / ₆₄	.06	MD611	6	11/32
3/8	II	1 ⁸¹ / ₆₄	3 ⁷ / ₆₄	3 ⁷ / ₆₄	3 ⁵ / ₆₄	.09	MD612	6	3/8
7/16	II	1 ⁸¹ / ₆₄	5/8	5/8	3 ³ / ₆₄	.09	MD614	6	7/16
1/2	II	1 ⁸¹ / ₆₄	4 ⁵ / ₆₄	4 ⁵ / ₆₄	3 ⁵ / ₆₄	.11	MD616	6	1/2

1/4" Square Drive 6 Point Standard — Metric

Opening	Type	Length	Drive End	Opening End	Minimum Depth	Wt. Ea. Lbs.	Chrome	Std. Pkg. Qty.	Opening
		A	B	C	D		Part No.		
4 mm	I	21.1 mm	12.1 mm	7.1 mm	5.3 mm	.05	MM604	6	4 mm
5 mm	I	21.1 mm	12.1 mm	8.6 mm	5.1 mm	.05	MM605	6	5 mm
6 mm	I	21.1 mm	12.1 mm	10.2 mm	6.6 mm	.05	MM606	6	6 mm
7 mm	I	21.1 mm	12.1 mm	11.2 mm	7.6 mm	.05	MM607	6	7 mm
8 mm	II	21.1 mm	12.1 mm	12.2 mm	8.4 mm	.05	MM608	6	8 mm
9 mm	II	21.1 mm	14.2 mm	14.2 mm	8.4 mm	.06	MM609	6	9 mm
10 mm	II	21.1 mm	14.9 mm	14.9 mm	8.4 mm	.06	MM610	6	10 mm
11 mm	II	21.1 mm	16.0 mm	16.0 mm	8.4 mm	.06	MM611	6	11 mm
12 mm	II	21.1 mm	17.0 mm	17.0 mm	9.1 mm	.07	MM612	6	12 mm
13 mm	II	21.1 mm	17.8 mm	17.8 mm	10.2 mm	.08	MM613	6	13 mm

M12K

- | | |
|----------------------------------|---------------------------------|
| M606..... 3/16" 6 Pt. Std. Skt. | M612..... 3/8" 6 Pt. Std. Skt. |
| M607..... 7/32" 6 Pt. Std. Skt. | M614..... 7/16" 6 Pt. Std. Skt. |
| M608..... 1/4" 6 Pt. Std. Skt. | M616..... 1/2" 6 Pt. Std. Skt. |
| M609..... 9/32" 6 Pt. Std. Skt. | M52..... RATCHET |
| M610..... 5/16" 6 Pt. Std. Skt. | M103..... 3" EXTENSION BAR |
| M611..... 11/32" 6 Pt. Std. Skt. | M106..... 6" SPINNER |
| | 91..... METAL BOX |



M12KM

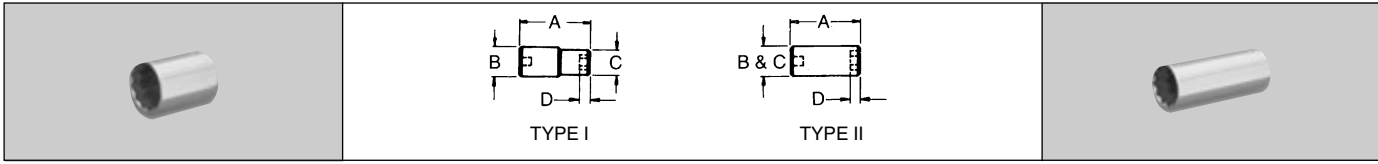
- | | |
|---------------------------------|----------------------------------|
| MM604..... 4 mm 6 Pt. Std. Skt. | MM610..... 10 mm 6 Pt. Std. Skt. |
| MM605..... 5 mm 6 Pt. Std. Skt. | MM612..... 12 mm 6 Pt. Std. Skt. |
| MM606..... 6 mm 6 Pt. Std. Skt. | MM613..... 13 mm 6 Pt. Std. Skt. |
| MM607..... 7 mm 6 Pt. Std. Skt. | M52..... RATCHET |
| MM608..... 8 mm 6 Pt. Std. Skt. | M103..... 3" EXTENSION BAR |
| MM609..... 9 mm 6 Pt. Std. Skt. | M106..... 6" SPINNER |
| | 91..... METAL BOX |



METRIC

Type		Description	Part No.	Std. Pkg. Qty.
FLEXIBLE HANDLE		Chrome Knurled Grip. Length 7¹³/₁₆" . Weight .59 lbs.	B40A	6
REVERSIBLE RATCHET		Chrome. 41 tooth. Head dia. 1¹/₄" . Length 8" . Weight .69 lbs.	B52	6
		Preassembled Ratchet Replacement Head. Weight .19 lbs.	B52RD	1
FLEXIBLE HEAD RATCHET		Flex Head Reversible Ratchet. Chrome. Length 10¹/₂" . .70 lbs.	B54	6
		Preassembled Flexible Ratchet Replacement Head. .19 lbs.	B54RD	1
EXTENSIONS		Chrome. Length 3" . Weight .17 lbs.	B103	6
		Chrome. Length 6" . Weight .20 lbs.	B105	6
		Chrome. Length 12" . Weight .42 lbs.	B112	6
UNIVERSAL JOINT		Chrome. Weight .13 lbs.	B140A	6
ADAPTORS		Chrome. 3/8" F to 1/4" M . Weight .06 lbs.	BS129	6
		Chrome. 3/8" F to 1/2" M . Weight .09 lbs.	BS130	6
SPEEDER		Chrome. Revolving Grip. Length 16" . Weight 1.1 lbs.	B15	6

3/8" Drive Socket Wrenches – Chrome

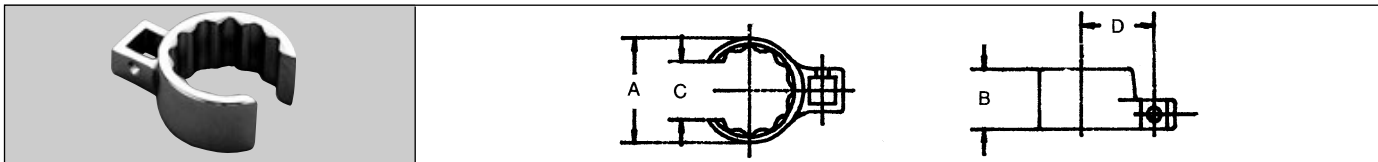


3/8" Square Drive 12 Point Standard

Opening	Type	Length	Drive End	Opening End	Minimum Depth	Wt. Ea. Lbs.	Chrome	Std. Pkg. Qty.	Opening
		A	B	C	D		Part No.		
1/4	I	1 1/8	5/8	25/64	1/8	.04	B1208	6	1/4
5/16	I	1 1/8	5/8	15/32	9/64	.05	B1210	6	5/16
3/8	I	1 1/8	5/8	35/64	5/32	.05	B1212	6	3/8
7/16	II	1 1/8	—	5/8	7/32	.05	B1214	6	7/16
1/2	II	1 1/8	—	23/32	17/64	.06	B1216	6	1/2
9/16	II	1 1/8	—	25/32	21/64	.08	B1218	6	9/16
5/8	II	1 1/8	—	7/8	3/8	.10	B1220	6	5/8
11/16	II	1 1/8	—	15/16	3/8	.12	B1222	6	11/16
3/4	II	1 1/8	—	1	7/16	.14	B1224	6	3/4
13/16	II	1 7/16	—	1 1/16	29/64	.15	B1226	6	13/16
7/8	II	1 1/4	—	1 3/16	1/2	.18	B1228	6	7/8
15/16	II	1 9/16	—	1 1/4	35/64	.18	B1230	6	15/16
1	II	1 5/8	—	1 5/16	35/64	.19	B1232	6	1

3/8" Square Drive 12 Point Deep

Opening	Type	Length	Drive End	Opening End	Minimum Depth	Wt. Ea. Lbs.	Chrome	Std. Pkg. Qty.	Opening
		A	B	C	D		Part No.		
3/8	I	2 7/32	5/8	35/64	5/32	.10	BD1212	6	3/8
7/16	II	2 7/32	—	5/8	7/32	.10	BD1214	6	7/16
1/2	II	2 7/32	—	23/32	17/64	.15	BD1216	6	1/2
9/16	II	2 7/32	—	25/32	21/64	.19	BD1218	6	9/16
5/8	II	2 7/32	—	7/8	3/8	.23	BD1220	6	5/8
11/16	II	2 1/2	—	59/64	3/8	.28	BD1222	6	11/16
3/4	II	2 1/2	—	63/64	7/16	.26	BD1224	6	3/4
13/16	II	2 25/32	—	1 1/16	29/64	.48	BD1226	6	13/16
7/8	II	2 1/2	—	1 1/32	1/2	.39	BD1228	6	7/8

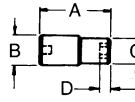


3/8" Drive Crowfoot Wrench — Flare Nut 12 Pt.

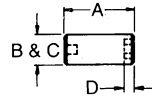
Opening	Diameter of Head	Thickness of Head	Width of Slot	Length of Centers	Wt. Ea. Lbs.	Chrome	Industrial Black	Std. Pkg. Qty.	Opening
	A	B	C	D		Part No.	Part No.		
5/8	31/32	1 1/16	7/16	47/64	.06	BC20	BLKBC20	6	5/8
11/16	1 1/16	1 1/16	31/64	25/32	.06	BC22	BLKBC22	6	11/16
3/4	1 5/32	23/32	17/32	53/64	.06	BC24	BLKBC24	6	3/4
13/16	1 7/32	23/32	9/16	7/8	.06	BC26	BLKBC26	6	13/16
7/8	1 3/8	3/4	39/64	59/64	.06	BC28	BLKBC28	6	7/8
15/16	1 13/32	3/4	21/32	31/32	.06	BC30	BLKBC30	6	15/16
1	1 31/64	25/32	45/64	1 1/64	.13	BC32	BLKBC32	6	1
1 1/16	1 7/16	25/32	51/64	1 1/16	.13	BC34	BLKBC34	6	1 1/16

Martin


3/8" Drive Socket Wrenches – Chrome



TYPE I



TYPE II

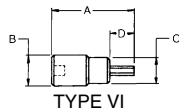


3/8" Square Drive 6 Point Standard

Opening	Type	Length	Drive End	Opening End	Minimum Depth	Wt. Ea. Lbs.	Chrome	Std. Qty.	Opening
		A	B	C	D		Part No.		
1/4	I	1 1/8	5/8	25/64	1/8	.04	B608	6	1/4
5/16	I	1 1/8	5/8	15/32	9/64	.04	B610	6	5/16
3/8	I	1 1/8	5/8	35/64	5/32	.05	B612	6	3/8
7/16	II	1 1/8	—	5/8	7/32	.05	B614	6	7/16
1/2	II	1 1/8	—	23/32	17/64	.07	B616	6	1/2
9/16	II	1 1/8	—	25/32	21/64	.08	B618	6	9/16
5/8	II	1 1/8	—	7/8	3/8	.10	B620	6	5/8
11/16	II	1 1/8	—	15/16	3/8	.13	B622	6	11/16
3/4	II	1 1/8	—	1	7/16	.14	B624	6	3/4
13/16	II	1 3/16	—	1 1/16	29/64	.17	B626	6	13/16
7/8	II	1 1/4	—	1 3/4	1/2	.19	B628	6	7/8
15/16	II	1 3/8	—	1 1/2	35/64	.29	B630	6	15/16
1	II	1 5/8	—	1 5/16	35/64	.33	B632	6	1

3/8" Square Drive 6 Point Deep

Opening	Type	Length	Drive End	Opening End	Minimum Depth	Wt. Ea. Lbs.	Chrome	Std. Qty.	Opening
		A	B	C	D		Part No.		
1/4	I	2 1/32	5/8	3/8	5/32	.10	BD608	6	1/4
5/16	I	2 1/32	5/8	7/16	5/32	.11	BD610	6	5/16
3/8	I	2 1/32	5/8	35/64	5/32	.12	BD612	6	3/8
7/16	II	2 1/32	—	5/8	7/32	.12	BD614	6	7/16
1/2	II	2 1/32	—	23/32	17/64	.16	BD616	6	1/2
9/16	I	2 1/4	55/64	13/16	11/32	.25	BD618	6	9/16
5/8	I	2 1/4	59/64	57/64	3/8	.30	BD620	6	5/8
11/16	II	2 3/16	—	61/64	3/8	.32	BD622	6	11/16
3/4	II	2 3/16	—	13/64	7/16	.37	BD624	6	3/4
13/16	II	2 29/32	—	1 1/16	29/64	.32	BD626	6	13/16
7/8	II	2 7/8	—	1 5/32	1/2	.39	BD628	6	7/8
15/16	II	3 3/64	—	1 1/4	35/64	.41	BD630	6	15/16
1	II	3 3/64	—	1 5/16	35/64	.41	BD632	6	1



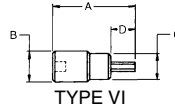
TYPE VI



3/8" Drive Hex Bit Sockets

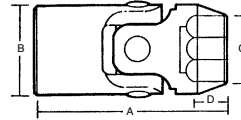
Bit Size	Type	Length	Drive End	Bit End	Bit Length	Wt. Ea. Lbs.	Chrome	Replacement Hex Bits	Std. Pkg. Qty.	Bit Size
		A	B	C	D		Part No.			
1/8	I	2.66	.69	.59	1.59	.06	BA4	BA4B	6	1/8
5/32	I	2.66	.69	.59	1.59	.06	BA5	BA5B	6	5/32
3/16	I	2.66	.69	.59	1.59	.06	BA6	BA6B	6	3/16
7/32	I	2.66	.69	.59	1.59	.07	BA7	BA7B	6	7/32
1/4	VI	2.66	.69	.59	1.59	.08	BA8	BA8B	6	1/4
5/16	VI	2.88	.69	.59	1.81	.10	BA10	BA10B	6	5/16
3/8	VI	2.94	.75	.75	1.75	.13	BA12	BA12B	6	3/8

3/8" Drive Socket Wrenches – Chrome



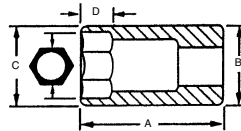
3/8" Drive Torx Bit Sockets

Bit Size	Type	Length		Drive End		Bit End		Bit Length	Wt. Ea. Lbs.	Chrome	Replacement Hex Bits	Std. Pkg. Qty.	Bit Size
		A	B	C	D	Part No.							
T10	VI	1.65	0.69	.59	0.59	0.05	BAT10	BAT10B	6	T10			
T15	VI	1.65	0.69	.59	0.59	0.1	BAT15	BAT15B	6	T15			
T20	VI	1.65	0.69	.59	0.59	0.1	BAT20	BAT20B	6	T20			
T25	VI	1.65	0.69	.59	0.59	0.1	BAT25	BAT25B	6	T25			
T27	VI	1.65	0.69	.59	0.59	0.1	BAT27	BAT27B	6	T27			
T30	VI	1.65	0.69	.59	0.59	0.1	BAT30	BAT30B	6	T30			
T40	VI	1.83	0.69	.59	0.77	0.1	BAT40	BAT40B	6	T40			
T45	VI	1.83	0.69	.59	0.77	0.1	BAT45	BAT45B	6	T45			
T50	VI	1.83	0.69	.59	0.77	0.1	BAT50	BAT50B	6	T50			
T55	VI	2.06	0.75	.75	0.89	0.15	BAT55	BAT55B	6	T55			



3/8" Square Drive 6 Point Flex Socket

Opening	Length	Drive End	Opening End	Minimum Depth	Wt. Ea. Lbs.	Chrome	Std. Pkg. Qty.	Opening
	A	B	C	D		Part No.		
3/8	1 49/64	3/4	37/64	15/64	.09	BU612	6	3/8
7/16	1 55/64	3/4	43/64	3/16	.09	BU614	6	7/16
1/2	1 57/64	3/4	3/4	23/64	.13	BU616	6	1/2
9/16	1 57/64	3/4	13/16	25/64	.13	BU618	6	9/16
5/8	1 15/64	3/4	7/8	7/16	.14	BU620	6	5/8
11/16	1 31/32	3/4	31/32	15/32	.18	BU622	6	11/16
3/4	2 1/8	3/4	1 3/64	33/64	.19	BU624	6	3/4



3/8" Square Drive Spark Plug Sockets — Chrome

Opening	Length	Drive End	Opening End	Minimum Depth	Wt. Ea. Lbs.	Chrome	Std. Pkg. Qty.	Opening
	A	B	C	D		Part No.		
5/8	2 1/2	3/4	55/64	51/64	.28	BD620P	6	5/8
13/16	2 3/4	7/8	1 1/64	51/64	.35	BD626P	6	13/16


B7K

BU612..... 3/8" 6 Pt. Flex Skt.	BU620 3/8" 6 Pt. Flex Skt.
BU614..... 7/16" 6 Pt. Flex Skt.	BU622 11/16" 6 Pt. Flex Skt.
BU616..... 1/2" 6 Pt. Flex Skt.	BU624 3/4" 6 Pt. Flex Skt.
BU618..... 9/16" 6 Pt. Flex Skt.	213R..... TWIST LOCK CLIP RAIL



BA7K

BA4..... 1/8" Hex Bit Skt. 3/8" DR	BA8..... 1/4" Hex Bit Skt. 3/8" DR
BA5..... 5/32" Hex Bit Skt. 3/8" DR	BA10..... 5/16" Hex Bit Skt. 3/8" DR
BA6..... 3/16" Hex Bit Skt. 3/8" DR	BA12..... 3/8" Hex Bit Skt. 3/8" DR
BA7..... 7/32" Hex Bit Skt. 3/8" DR	208R..... TWIST LOCK CLIP RAIL




BC8K

BC20 5/8" 12 Pt. Crowfoot	BC30 15/16" 12 Pt. Crowfoot
BC22 11/16" 12 Pt. Crowfoot	BC32 1" 12 Pt. Crowfoot
BC24 3/4" 12 Pt. Crowfoot	BC34 1 1/16" 12 Pt. Crowfoot
BC26 13/16" 12 Pt. Crowfoot	208R..... TWIST LOCK CLIP RAIL
BC28 7/8" 12 Pt. Crowfoot	



B9K

BD1212..... 3/8" 12 Pt. Deep Skt.	BD1222..... 11/16" 12 Pt. Deep Skt.
BD1214..... 7/16" 12 Pt. Deep Skt.	BD1224..... 3/4" 12 Pt. Deep Skt.
BD1216..... 1/2" 12 Pt. Deep Skt.	BD1226..... 13/16" 12 Pt. Deep Skt.
BD1218..... 9/16" 12 Pt. Deep Skt.	BD1228..... 7/8" 12 Pt. Deep Skt.
BD1220..... 5/8" 12 Pt. Deep Skt.	213R..... TWIST LOCK CLIP RAIL



BC10K

BA4..... 1/8" Hex Bit Skt. 3/8" Dr.	BA12 3/8" Hex Bit Skt. 3/8" Dr.
BA5..... 5/32" Hex Bit Skt. 3/8" Dr.	SA16 1/2" Hex Bit Skt. 1/2" Dr.
BA6..... 3/16" Hex Bit Skt. 3/8" Dr.	SA18 5/16" Hex Bit Skt. 1/2" Dr.
BA7..... 7/32" Hex Bit Skt. 3/8" Dr.	SA20 3/8" Hex Bit Skt. 1/2" Dr.
BA8..... 1/4" Hex Bit Skt. 3/8" Dr.	213R TWIST LOCK CLIP RAIL
BA10..... 5/16" Hex Bit Skt. 3/8" Dr.	



3/8" Drive Sockets & Sets – Chrome



BAT6K

BAT15 T15 Torx®
 BAT20 T20 Torx®
 BAT25 T25 Torx®
 BAT27 T27 Torx®


BAT30 T30 Torx®
 BAT40 T40 Torx®
 208R TWIST LOCK CLIP RAIL



BAT8K

BAT15 T15 Torx®
 BAT20 T20 Torx®
 BAT25 T25 Torx®
 BAT27 T27 Torx®
 BAT30 T30 Torx®

BAT40 T40 Torx®
 BAT45 T45 Torx®
 BAT50 T50 Torx®
 208R TWIST LOCK CLIP RAIL




BAT10K

BAT10 T10 Torx®
 BAT15 T15 Torx®
 BAT20 T20 Torx®
 BAT25 T25 Torx®
 BAT27 T27 Torx®

BAT40 T40 Torx®
 BAT45 T45 Torx®
 BAT50 T50 Torx®
 BAT55 T55 Torx®
 208R TWIST LOCK CLIP RAIL

BD9K

BD612..... 3/8" 6 Pt. Deep Skt.	BD622 1 1/16" 6 Pt. Deep Skt.
BD614..... 7/16" 6 Pt. Deep Skt.	BD624 3/4" 6 Pt. Deep Skt.
BD616..... 1/2" 6 Pt. Deep Skt.	BD626 13/16" 6 Pt. Deep Skt.
BD618..... 9/16" 6 Pt. Deep Skt.	BD628 7/8" 6 Pt. Deep Skt.
BD620 5/8" 6 Pt. Deep Skt.	213R..... TWIST LOCK CLIP RAIL



B10K

B1210 5/16" 12 Pt. Std. Skt.	B1222 1 1/16" 12 Pt. Std. Skt.
B1212 3/8" 12 Pt. Std. Skt.	B1224 3/4" 12 Pt. Std. Skt.
B1214 7/16" 12 Pt. Std. Skt.	B1226 13/16" 12 Pt. Std. Skt.
B1216 1/2" 12 Pt. Std. Skt.	B1228 7/8" 12 Pt. Std. Skt.
B1218 9/16" 12 Pt. Std. Skt.	213R..... TWIST LOCK CLIP RAIL
B1220 5/8" 12 Pt. Std. Skt.	



BD10K

B610 5/16" 6 Pt. Std. Skt.	B622 1 1/16" 6 Pt. Std. Skt.
B612 3/8" 6 Pt. Std. Skt.	B624 3/4" 6 Pt. Std. Skt.
B614 7/16" 6 Pt. Std. Skt.	B626 13/16" 6 Pt. Std. Skt.
B616 1/2" 6 Pt. Std. Skt.	B628 7/8" 6 Pt. Std. Skt.
B618 9/16" 6 Pt. Std. Skt.	213R..... TWIST LOCK CLIP RAIL
B620 5/8" 6 Pt. Std. Skt.	




B11K

B608 1/4" 6 Pt. Std. Skt.	B620 5/8" 6 Pt. Std. Skt.
B610 5/16" 6 Pt. Std. Skt.	B622 1 1/16" 6 Pt. Std. Skt.
B612 3/8" 6 Pt. Std. Skt.	B624 3/4" 6 Pt. Std. Skt.
B614 7/16" 6 Pt. Std. Skt.	B626 13/16" 6 Pt. Std. Skt.
B616 1/2" 6 Pt. Std. Skt.	B628 7/8" 6 Pt. Std. Skt.
B618 9/16" 6 Pt. Std. Skt.	213R..... TWIST LOCK CLIP RAIL



3/8" Drive Sockets & Sets – Chrome




B11KM

B612	5/8" 6 Pt. Std. Skt.	B1224	3/4" 12 Pt. Std. Skt.
B614	7/16" 6 Pt. Std. Skt.	B1226	13/16" 12 Pt. Std. Skt.
B616	1/2" 6 Pt. Std. Skt.	B1228	7/8" 12 Pt. Std. Skt.
B618	9/16" 6 Pt. Std. Skt.	B52	RATCHET
B1220	5/8" 12 Pt. Std. Skt.	B105	6" EXTENSION
B1222	11/16" 12 Pt. Std. Skt.	93	METAL BOX



B11RK

B610	5/16" 6 Pt. Std. Skt.	B622	11/16" 6 Pt. Std. Skt.
B612	3/8" 6 Pt. Std. Skt.	B624	3/4" 6 Pt. Std. Skt.
B614	7/16" 6 Pt. Std. Skt.	B52	REVERSIBLE RATCHET
B616	1/2" 6 Pt. Std. Skt.	B103	3" EXTENSION
B618	9/16" 6 Pt. Std. Skt.	BD620P	5/8" SPARK PLUG SKT.
B620	5/8" 6 Pt. Std. Skt.	93	METAL BOX

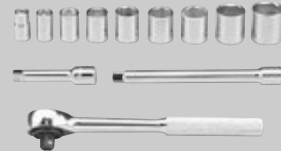



B12K

B1212	3/8" 12 Pt. Std. Skt.	B1226	13/16" 12 Pt. Std. Skt.
B1214	7/16" 12 Pt. Std. Skt.	B1228	7/8" 12 Pt. Std. Skt.
B1216	1/2" 12 Pt. Std. Skt.	B52	REVERSIBLE RATCHET
B1218	9/16" 12 Pt. Std. Skt.	B103	3" EXTENSION
B1220	5/8" 12 Pt. Std. Skt.	B105	6" EXTENSION
B1222	11/16" 12 Pt. Std. Skt.	93	METAL BOX
B1224	3/4" 12 Pt. Std. Skt.		


BD12K

B612 3/8" 6 Pt. Std. Skt.	B626 13/16" 6 Pt. Std. Skt.
B614 7/16" 6 Pt. Std. Skt.	B628 7/8" 6 Pt. Std. Skt.
B616 1/2" 6 Pt. Std. Skt.	B52 REVERSIBLE RATCHET
B618 9/16" 6 Pt. Std. Skt.	B103 3" EXTENSION
B620 5/8" 6 Pt. Std. Skt.	B105 6" EXTENSION
B622 11/16" 6 Pt. Std. Skt.	93 METAL BOX
B624 3/4" 6 Pt. Std. Skt.	



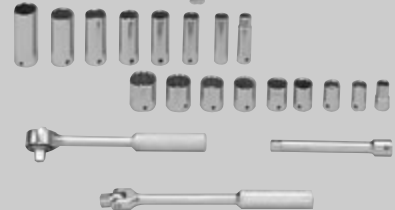
B19K

B612 3/8" 6 Pt. Std. Skt.	BD612 3/8" 6 Pt. Deep Skt.
B614 7/16" 6 Pt. Std. Skt.	BD614 7/16" 6 Pt. Deep Skt.
B616 1/2" 6 Pt. Std. Skt.	BD616 1/2" 6 Pt. Deep Skt.
B618 9/16" 6 Pt. Std. Skt.	BD618 9/16" 6 Pt. Deep Skt.
B620 5/8" 6 Pt. Std. Skt.	BD622 11/16" 6 Pt. Deep Skt.
B622 11/16" 6 Pt. Std. Skt.	BD624 3/4" 6 Pt. Deep Skt.
B624 3/4" 6 Pt. Std. Skt.	B52 REVERSIBLE RATCHET
B626 13/16" 6 Pt. Std. Skt.	B103 3" EXTENSION
B628 7/8" 6 Pt. Std. Skt.	B105 6" EXTENSION
	BD620P 5/8" SPARK PLUG SKT.
	94 METAL BOX




B20K

B612 3/8" 6 Pt. Std. Skt.	BD616 1/2" 6 Pt. Deep Skt.
B614 7/16" 6 Pt. Std. Skt.	BD618 9/16" 6 Pt. Deep Skt.
B616 1/2" 6 Pt. Std. Skt.	BD620 5/8" 6 Pt. Deep Skt.
B618 9/16" 6 Pt. Std. Skt.	BD622 11/16" 6 Pt. Deep Skt.
B1220 5/8" 12 Pt. Std. Skt.	BD624 3/4" 6 Pt. Deep Skt.
B1222 11/16" 12 Pt. Std. Skt.	BD626 13/16" 6 Pt. Deep Skt.
B1224 3/4" 12 Pt. Std. Skt.	B52 RATCHET
B1226 13/16" 12 Pt. Std. Skt.	B105 6" EXTENSION
B1228 7/8" 12 Pt. Std. Skt.	B40A FLEX HANDLE
BD612 3/8" 6 Pt. Deep Skt.	94 METAL BOX
BD614 7/16" 6 Pt. Deep Skt.	




3/8" Drive Sockets & Sets – Chrome




B22K

B1212 3/8" 12 Pt. Std. Skt.	BD1218..... 3/8" 12 Pt. Deep Skt.
B1214 7/16" 12 Pt. Std. Skt.	BD1220..... 5/8" 12 Pt. Deep Skt.
B1216 1/2" 12 Pt. Std. Skt.	BD1222..... 1 1/16" 12 Pt. Deep Skt.
B1218 9/16" 12 Pt. Std. Skt.	BD1224..... 3/4" 12 Pt. Deep Skt.
B1220 5/8" 12 Pt. Std. Skt.	BD1226..... 13/16" 12 Pt. Deep Skt.
B1222 11/16" 12 Pt. Std. Skt.	BD1228..... 7/8" 12 Pt. Deep Skt.
B1224 3/4" 12 Pt. Std. Skt.	B52 REVERSIBLE RATCHET
B1226 13/16" 12 Pt. Std. Skt.	B103 3" EXTENSION
B1228 7/8" 12 Pt. Std. Skt.	B105 6" EXTENSION
BD1212..... 3/8" 12 Pt. Deep Skt.	B140A..... UNIVERSAL JOINT
BD1214..... 7/16" 12 Pt. Deep Skt.	94 METAL BOX
BD1216..... 1/2" 12 Pt. Deep Skt.	



BD22K

B612 3/8" 6 Pt. Std. Skt.	BD618..... 3/8" 6 Pt. Deep Skt.
B614 7/16" 6 Pt. Std. Skt.	BD620 5/8" 6 Pt. Deep Skt.
B616 1/2" 6 Pt. Std. Skt.	BD622 1 1/16" 6 Pt. Deep Skt.
B618 9/16" 6 Pt. Std. Skt.	BD624 3/4" 6 Pt. Deep Skt.
B620 5/8" 6 Pt. Std. Skt.	BD626 13/16" 6 Pt. Deep Skt.
B622 1 1/16" 6 Pt. Std. Skt.	BD628 7/8" 6 Pt. Deep Skt.
B624 3/4" 6 Pt. Std. Skt.	B52 REVERSIBLE RATCHET
B626 13/16" 6 Pt. Std. Skt.	B103 3" EXTENSION
B628 7/8" 6 Pt. Std. Skt.	B105 6" EXTENSION
BD612..... 3/8" 6 Pt. Deep Skt.	B140A..... UNIVERSAL JOINT
BD614..... 7/16" 6 Pt. Deep Skt.	94 METAL BOX
BD616..... 1/2" 6 Pt. Deep Skt.	


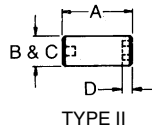
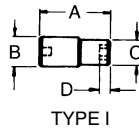


B26K

B608 1/4" 6 Pt. Std. Skt.	BD614..... 7/16" 6 Pt. Deep Skt.
B610 3/16" 6 Pt. Std. Skt.	BD616..... 1/2" 6 Pt. Deep Skt.
B612 3/8" 6 Pt. Std. Skt.	BD618..... 3/8" 6 Pt. Deep Skt.
B614 7/16" 6 Pt. Std. Skt.	BD620 5/8" 6 Pt. Deep Skt.
B616 1/2" 6 Pt. Std. Skt.	BD622 1 1/16" 6 Pt. Deep Skt.
B618 9/16" 6 Pt. Std. Skt.	BD624 3/4" 6 Pt. Deep Skt.
B1220 5/8" 12 Pt. Std. Skt.	BD626 13/16" 6 Pt. Deep Skt.
B1222 1 1/16" 12 Pt. Std. Skt.	B52 RATCHET
B1224 3/4" 12 Pt. Std. Skt.	B103 3" EXTENSION
B1226 13/16" 12 Pt. Std. Skt.	B105 6" EXTENSION
B1228 7/8" 12 Pt. Std. Skt.	B40A..... FLEX HANDLE
B1230 15/16" 12 Pt. Std. Skt.	B140A..... UNIVERSAL
B1232 1" 12 Pt. Std. Skt.	94 METAL BOX
BD612..... 3/8" 6 Pt. Deep Skt.	

Martin

3/8" Drive Metric Socket Wrenches – Chrome



3/8" Square Drive 12 Point Standard — Metric

Opening	Type	Length	Drive End	Opening End	Minimum Depth	Wt. Ea. Lbs.	Chrome	Std. Qty.	Opening
		A	B	C	D		Part No.		
8 mm	I	25.7 mm	17.3 mm	12.2 mm	6.6 mm	.06	BM1208	6	8 mm
9 mm	I	25.4 mm	17.3 mm	14.2 mm	6.9 mm	.06	BM1209	6	9 mm
10 mm	I	25.4 mm	17.3 mm	14.9 mm	7.9 mm	.06	BM1210	6	10 mm
11 mm	I	25.4 mm	17.3 mm	16.5 mm	8.1 mm	.06	BM1211	6	11 mm
12 mm	II	25.4 mm	17.8 mm	17.8 mm	7.9 mm	.06	BM1212	6	12 mm
13 mm	II	25.7 mm	18.8 mm	18.8 mm	7.9 mm	.06	BM1213	6	13 mm
14 mm	II	25.7 mm	20.6 mm	20.6 mm	12.4 mm	.06	BM1214	6	14 mm
15 mm	II	25.7 mm	21.6 mm	21.6 mm	12.4 mm	.13	BM1215	6	15 mm
16 mm	II	28.7 mm	22.1 mm	22.1 mm	14.2 mm	.13	BM1216	6	16 mm
17 mm	II	30.0 mm	24.4 mm	24.4 mm	14.2 mm	.19	BM1217	6	17 mm
18 mm	II	30.0 mm	24.4 mm	24.4 mm	15.7 mm	.19	BM1218	6	18 mm
19 mm	II	30.0 mm	26.2 mm	26.2 mm	17.3 mm	.19	BM1219	6	19 mm

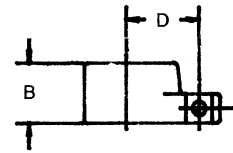
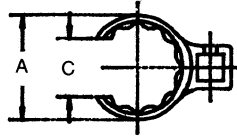
3/8" Square Drive 6 Point Standard — Metric

Opening	Type	Length	Drive End	Opening End	Minimum Depth	Wt. Ea. Lbs.	Chrome	Std. Qty. Pkg.	Opening
		A	B	C	D		Part No.		
6 mm	I	1 1/8	5/8	25/64	5/32	.04	BM606	6	6 mm
7 mm	I	1 1/8	5/8	7/16	5/32	.04	BM607	6	7 mm
8 mm	I	1 1/8	5/8	15/32	13/64	.05	BM608	6	8 mm
9 mm	I	1 1/8	5/8	33/64	7/32	.05	BM609	6	9 mm
10 mm	I	1 1/8	5/8	37/64	15/64	.05	BM610	6	10 mm
11 mm	II	1 1/8	—	5/8	9/32	.05	BM611	6	11 mm
12 mm	II	1 1/8	—	11/16	5/16	.06	BM612	6	12 mm
13 mm	II	1 1/8	—	47/64	5/16	.08	BM613	6	13 mm
14 mm	II	1 1/8	—	49/64	25/64	.08	BM614	6	14 mm
15 mm	II	1 1/8	—	27/32	25/64	.10	BM615	6	15 mm
16 mm	II	1 1/8	—	7/8	13/32	.10	BM616	6	16 mm
17 mm	II	1 1/8	—	59/64	25/64	.13	BM617	6	17 mm
18 mm	II	1 1/8	—	31/32	13/32	.13	BM618	6	18 mm
19 mm	II	1 1/8	—	1	15/32	.15	BM619	6	19 mm

3/8" Square Drive 6 Point Deep — Metric

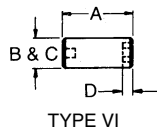
Opening	Type	Length	Drive End	Opening End	Minimum Depth	Wt. Ea. Lbs.	Chrome	Std. Qty.	Opening
		A	B	C	D		Part No.		
6 mm	I	2 7/32	5/8	25/64	5/32	.10	BMD606	6	6 mm
7 mm	I	2 7/32	5/8	25/64	5/32	.10	BMD607	6	7 mm
8 mm	I	2 7/32	5/8	29/64	3/16	.12	BMD608	6	8 mm
9 mm	I	2 7/32	5/8	1/2	15/64	.10	BMD609	6	9 mm
10 mm	I	2 7/32	5/8	9/16	15/64	.12	BMD610	6	10 mm
11 mm	I	2 7/32	—	5/8	9/32	.12	BMD611	6	11 mm
12 mm	II	2 7/32	—	43/64	5/16	.13	BMD612	6	12 mm
13 mm	II	2 7/32	—	47/64	5/16	.17	BMD613	6	13 mm
14 mm	II	2 7/32	—	49/64	25/64	.21	BMD614	6	14 mm
15 mm	II	2 7/32	—	27/32	25/64	.23	BMD615	6	15 mm
16 mm	II	2 7/32	—	7/8	25/64	.23	BMD616	6	16 mm
17 mm	II	2 1/2	—	59/64	25/64	.31	BMD617	6	17 mm
18 mm	II	2 1/2	—	31/32	13/32	.23	BMD618	6	18 mm
19 mm	II	2 1/2	—	63/64	7/16	.25	BMD619	6	19 mm

3/8" Drive Metric Crowfoot Wrench and Hex Bit Sockets



3/8" Drive Metric Crowfoot Wrench — Flare Nut 12 Pt.

Wrench Opening	Diameter of Head	Thickness of Head	Width of Slot	Length of Centers	Wt. Ea. Lbs.	Chrome	Std. Pkg. Qty.	Wrench Opening
	A	B	C	D		Part No.		
15 mm	24.9	18.3	16.5	18.8	0.10	BC15MM	6	15 mm
16 mm	24.9	18.3	16.5	18.8	0.10	BC16MM	6	16 mm
17 mm	27.2	18.3	16.5	20.1	0.11	BC17MM	6	17 mm
18 mm	29.7	19.1	16.5	21.3	0.12	BC18MM	6	18 mm
19 mm	29.7	19.1	16.5	21.3	0.12	BC19MM	6	19 mm
20 mm	31.8	19.1	16.5	22.4	0.13	BC20MM	6	20 mm
21 mm	31.8	19.1	16.5	22.4	0.13	BC21MM	6	21 mm
22 mm	34.0	19.8	16.5	23.9	0.14	BC22MM	6	22 mm
23 mm	36.1	19.8	16.5	24.9	0.15	BC23MM	6	23 mm
24 mm	36.1	19.8	16.5	24.9	0.15	BC24MM	6	24 mm
25 mm	38.1	20.6	16.5	25.9	0.16	BC25MM	6	25 mm
26 mm	38.1	20.6	16.5	25.9	0.16	BC26MM	6	26 mm
27 mm	39.9	20.6	16.5	27.2	0.17	BC27MM	6	27 mm



3/8" Drive Metric Hex Bit Sockets

Bit Size	Type	Length	Drive End	Bit End	Bit Length	Wt. Ea. Lbs.	Chrome	Replacement Hex Bits	Std. Pkg. Qty.	Bit Size
		A	B	C	D		Part No.			
4 mm	VI	68 mm	17.5 mm	15.0	41.0 mm	0.1	BA4MM	BA4MMB	6	4 mm
5 mm	VI	68 mm	17.5 mm	15.0	41.0 mm	0.1	BA5MM	BA5MMB	6	5 mm
6 mm	VI	68 mm	17.5 mm	15.0	41.0 mm	0.1	BA6MM	BA6MMB	6	6 mm
7 mm	VI	72.5 mm	17.5 mm	15.0	45.3 mm	0.1	BA7MM	BA7MMB	6	7 mm
8 mm	VI	72.5 mm	17.5 mm	15.0	45.3 mm	0.1	BA8MM	BA8MMB	6	8 mm
9 mm	VI	72.5 mm	19 mm	19.0	42.4 mm	0.15	BA9MM	BA9MMB	6	9 mm
10 mm	VI	72.5 mm	19 mm	19.0	42.4 mm	0.15	BA10MM	BA10MMB	6	10 mm

MB11K

BM610 10 mm 6 Pt. Std. Skt.	BM618 18 mm 6 Pt. Std. Skt.
BM612 12 mm 6 Pt. Std. Skt.	BM619 19 mm 6 Pt. Std. Skt.
BM613 13 mm 6 Pt. Std. Skt.	B52 REVERSIBLE RATCHET
BM614 14 mm 6 Pt. Std. Skt.	B103 3" EXTENSION
BM615 15 mm 6 Pt. Std. Skt.	BD620P SPARK PLUG SKT.
BM617 17 mm 6 Pt. Std. Skt.	92 METAL BOX



METRIC

MB12K

BM1208 8 mm 12 Pt. Std. Skt.	BM1215 15 mm 12 Pt. Std. Skt.
BM1209 9 mm 12 Pt. Std. Skt.	BM1216 16 mm 12 Pt. Std. Skt.
BM1210 10 mm 12 Pt. Std. Skt.	BM1217 17 mm 12 Pt. Std. Skt.
BM1211 11 mm 12 Pt. Std. Skt.	BM1218 18 mm 12 Pt. Std. Skt.
BM1212 12 mm 12 Pt. Std. Skt.	BM1219 19 mm 12 Pt. Std. Skt.
BM1213 13 mm 12 Pt. Std. Skt.	213B TWIST LOCK CLIP RAIL
BM1214 14 mm 12 Pt. Std. Skt.	



METRIC

MB14K

BM606 6 mm 6 Pt. Std. Skt.	BM614 14 mm 6 Pt. Std. Skt.
BM607 7 mm 6 Pt. Std. Skt.	BM615 15 mm 6 Pt. Std. Skt.
BM608 8 mm 6 Pt. Std. Skt.	BM616 16 mm 6 Pt. Std. Skt.
BM609 9 mm 6 Pt. Std. Skt.	BM617 17 mm 6 Pt. Std. Skt.
BM610 10 mm 6 Pt. Std. Skt.	BM618 18 mm 6 Pt. Std. Skt.
BM611 11 mm 6 Pt. Std. Skt.	BM619 19 mm 6 Pt. Std. Skt.
BM612 12 mm 6 Pt. Std. Skt.	218B TWIST LOCK CLIP RAIL
BM613 13 mm 6 Pt. Std. Skt.	



METRIC

BA7KM

BA4MM 4 mm Hex Bit Skt.	BA8MM 8 mm Hex Bit Skt.
BA5MM 5 mm Hex Bit Skt.	BA9MM 9 mm Hex Bit Skt.
BA6MM 6 mm Hex Bit Skt.	BA10MM ... 10 mm Hex Bit Skt.
BA7MM 7 mm Hex Bit Skt.	208B TWIST LOCK CLIP RAIL



METRIC

BC13KM

BC15MM.. 15 mm 12 Pt. Crowfoot	BC22MM... 22 mm 12 Pt. Crowfoot
BC16MM.. 16 mm 12 Pt. Crowfoot	BC23MM... 23 mm 12 Pt. Crowfoot
BC17MM.. 17 mm 12 Pt. Crowfoot	BC24MM... 24 mm 12 Pt. Crowfoot
BC18MM.. 18 mm 12 Pt. Crowfoot	BC25MM... 25 mm 12 Pt. Crowfoot
BC19MM.. 19 mm 12 Pt. Crowfoot	BC26MM... 26 mm 12 Pt. Crowfoot
BC20MM.. 20 mm 12 Pt. Crowfoot	BC27MM... 27 mm 12 Pt. Crowfoot
BC21MM.. 21 mm 12 Pt. Crowfoot	208B TWIST LOCK CLIP RAIL



METRIC

3/8" Drive Metric Socket Sets – Chrome

METRIC	MB17K	
	<p>BM1208 8 mm 12 Pt. Std. Skt. BM1209 9 mm 12 Pt. Std. Skt. BM1210 10 mm 12 Pt. Std. Skt. BM1211 11 mm 12 Pt. Std. Skt. BM1212 12 mm 12 Pt. Std. Skt. BM1213 13 mm 12 Pt. Std. Skt. BM1214 14 mm 12 Pt. Std. Skt.</p>	<p>BM1215 15 mm 12 Pt. Std. Skt. BM1216 16 mm 12 Pt. Std. Skt. BM1217 17 mm 12 Pt. Std. Skt. BM1218 18 mm 12 Pt. Std. Skt. BM1219 19 mm 12 Pt. Std. Skt. B40A 7¹³/₁₆" FLEXIBLE HANDLE B52 REVERSIBLE RATCHET B103 3" EXTENSION B105 6" EXTENSION B140A UNIVERSAL JOINT 94 METAL BOX</p>

METRIC	MB19K	
	<p>BM610 10 mm 6 Pt. Std. Skt. BM612 12 mm 6 Pt. Std. Skt. BM613 13 mm 6 Pt. Std. Skt. BM614 14 mm 6 Pt. Std. Skt. BM615 15 mm 6 Pt. Std. Skt. BM617 17 mm 6 Pt. Std. Skt. BM618 18 mm 6 Pt. Std. Skt. BM619 19 mm 6 Pt. Std. Skt.</p>	<p>BMD610 10 mm 6 Pt. Deep Skt. BMD612 12 mm 6 Pt. Deep Skt. BMD613 13 mm 6 Pt. Deep Skt. BMD614 14 mm 6 Pt. Deep Skt. BMD615 15 mm 6 Pt. Deep Skt. BMD617 17 mm 6 Pt. Deep Skt. BMD619 19 mm 6 Pt. Deep Skt. B52 REVERSIBLE RATCHET B103 3" EXTENSION B105 6" EXTENSION BD620P SPARK PLUG SKT. 94 METAL BOX</p>

METRIC	MB26K	
	<p>BM607 7 mm 6 Pt. Std. Skt. BM608 8 mm 6 Pt. Std. Skt. BM609 9 mm 6 Pt. Std. Skt. BM610 10 mm 6 Pt. Std. Skt. BM611 11 mm 6 Pt. Std. Skt. BM612 12 mm 6 Pt. Std. Skt. BM613 13 mm 6 Pt. Std. Skt. BM614 14 mm 6 Pt. Std. Skt. BM615 15 mm 6 Pt. Std. Skt. BM616 16 mm 6 Pt. Std. Skt. BM617 17 mm 6 Pt. Std. Skt. BM618 18 mm 6 Pt. Std. Skt. BM619 19 mm 6 Pt. Std. Skt. BMD610 10 mm 6 Pt. Deep Skt.</p>	<p>BMD611 11 mm 6 Pt. Deep Skt. BMD612 12 mm 6 Pt. Deep Skt. BMD613 13 mm 6 Pt. Deep Skt. BMD614 14 mm 6 Pt. Deep Skt. BMD615 15 mm 6 Pt. Deep Skt. BMD616 16 mm 6 Pt. Deep Skt. BMD617 17 mm 6 Pt. Deep Skt. BMD618 18 mm 6 Pt. Deep Skt. BMD619 19 mm 6 Pt. Deep Skt. B52 RATCHET B105 6" EXTENSION B40A FLEX HANDLE 94 METAL BOX</p>



3/8" Square Drive 6 Point Standard

Opening	Type	Length	Drive End	Opening End	Minimum Depth	Wt. Ea. Lbs.	Industrial Black	Std. Pkg. Qty.	Opening
		A	B	C	D		Part No.		
5/16	I	1 1/16	47/64	1/2	7/64	.07	2610	6	5/16
3/8	I	1 1/8	47/64	19/32	5/32	.07	2612	6	3/8
7/16	I	1 1/4	47/64	43/64	7/32	.08	2614	6	7/16
1/2	II	1 3/8	—	3/4	13/64	.08	2616	6	1/2
9/16	II	1 1/2	—	55/64	1/4	.13	2618	6	9/16
5/8	II	1 5/8	—	59/64	9/32	.15	2620	6	5/8
11/16	II	1 3/4	—	63/64	5/16	.16	2622	6	11/16
3/4	II	1 7/8	—	1 1/32	23/64	.17	2624	6	3/4

3/8" Square Drive 6 Point Deep

Opening	Type	Length	Drive End	Opening End	Minimum Depth	Wt. Ea. Lbs.	Industrial Black	Std. Pkg. Qty.	Opening
		A	B	C	D		Part No.		
5/16	I	2 1/4	47/64	1/2	3/32	.19	12610	6	5/16
3/8	I	2 1/4	47/64	19/32	7/64	.19	12612	6	3/8
7/16	I	2 1/4	47/64	43/64	13/64	.19	12614	6	7/16
1/2	II	2 1/4	—	3/4	13/64	.18	12616	6	1/2
9/16	I	2 1/4	55/64	13/16	11/32	.25	12618	6	9/16
5/8	I	2 1/4	55/64	57/64	3/8	.28	12620	6	5/8
11/16	II	2 5/16	—	61/64	3/8	.31	12622	6	11/16
3/4	II	2 5/16	—	13/64	7/16	.38	12624	6	3/4

3/8" Square Drive 6 Point Standard — Metric

Opening	Type	Length	Drive End	Opening End	Minimum Depth	Wt. Ea. Lbs.	Industrial Black	Std. Pkg. Qty.	Opening
		A	B	C	D		Part No.		
10 mm	I	28.0 mm	18.0 mm	15.1 mm	5.0 mm	.05	2M610	6	10 mm
12 mm	II	28.0 mm	18.5 mm	18.5 mm	7.5 mm	.07	2M612	6	12 mm
13 mm	II	30.0 mm	19.6 mm	19.6 mm	9.5 mm	.07	2M613	6	13 mm
14 mm	II	30.0 mm	21.3 mm	21.3 mm	9.5 mm	.08	2M614	6	14 mm
15 mm	II	30.0 mm	22.3 mm	22.3 mm	9.5 mm	.10	2M615	6	15 mm
17 mm	II	30.0 mm	24.5 mm	24.5 mm	9.5 mm	.11	2M617	6	17 mm
18 mm	II	30.0 mm	25.3 mm	25.3 mm	9.5 mm	.12	2M618	6	18 mm
19 mm	II	30.0 mm	27.2 mm	27.2 mm	10.0 mm	.13	2M619	6	19 mm

Item	Description	Wt. Ea. Lbs.	Part No.	Std. Pkg. Qty.
Universal	3/8" Impact Universal Joint	.18	2140A	6
Adaptor	3/8" F X 1/2" M	.10	24A	6

IB6K			IMB8K		
2610.....	5/16" 6 Pt. Skt.	2618.....	5/16" 6 Pt. Skt.	2M610.....	10 mm 6 Pt. Skt.
2612.....	3/8" 6 Pt. Skt.	2620.....	5/8" 6 Pt. Skt.	2M612.....	12 mm 6 Pt. Skt.
2614.....	7/16" 6 Pt. Skt.	242.....	CLIP RAIL	2M613.....	13 mm 6 Pt. Skt.
2616.....	1/2" 6 Pt. Skt.			2M614.....	14 mm 6 Pt. Skt.
				2M615.....	15 mm 6 Pt. Skt.
				2M617.....	17 mm 6 Pt. Skt.
				2M618.....	18 mm 6 Pt. Skt.
				2M619.....	19 mm 6 Pt. Skt.
				244.....	CLIP RAIL

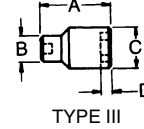
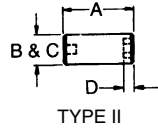
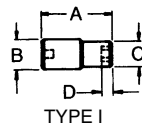
IB8K			IB8KD			
2610.....	5/16" 6 Pt. Skt.	2620.....	5/8" 6 Pt. Skt.	12610.....	5/16" 6 Pt. Deep Skt.	
2612.....	3/8" 6 Pt. Skt.	2622.....	1 1/16" 6 Pt. Skt.	12612.....	3/8" 6 Pt. Deep Skt.	
2614.....	7/16" 6 Pt. Skt.	2624.....	3/4" 6 Pt. Skt.	12614.....	7/16" 6 Pt. Deep Skt.	
2616.....	1/2" 6 Pt. Skt.	70.....	METAL TRAY	12616.....	1/2" 6 Pt. Deep Skt.	
2618.....	5/8" 6 Pt. Skt.			12618.....	5/8" 6 Pt. Deep Skt.	
					12620.....	5/8" 6 Pt. Deep Skt.
					12622.....	1 1/16" 6 Pt. Deep Skt.
					12624.....	3/4" 6 Pt. Deep Skt.
					70.....	METAL TRAY

1/2" Drive Attachments Chrome

Type		Description	Part No.	Std. Pkg. Qty.
FLEXIBLE HANDLE		Chrome Knurled Grip. Length 17" . Weight 1.65 lb.	SF41	5
REVERSIBLE RATCHET		Chrome .45 tooth. Head diameter 1 1/8" . Length 10" . Weight 1.44 lb.	SF51	1
REVERSIBLE RATCHET REPAIR KIT		Preassembled Ratchet Replacement Head. Weight .31 lb. For SF51 and SF55	SF51RD	1
DOUBLE PAWL RATCHET		Double Pawl 45 tooth. Head diameter 1 11/16" . Length 15" . Weight 1.25 lb.	SF55	1
EXTENSION		Chrome. Length 20" . Weight 1.19 lb.	S121P	5
EXTENSION		Chrome. Length 2" . Weight .21 lb.	S102P	5
EXTENSION		Chrome. Length 5" . Weight .37 lb.	S110P	5
EXTENSION		Chrome. Length 10" . Weight .66 lb.	S115P	5
UNIVERSAL JOINT		Chrome. Length 2 5/16" . Weight .15 lb.	S140	5
ADAPTOR		Chrome. 1/2" F to 3/8" M. Weight .15 lb.	SH129	5
ADAPTOR		Chrome. 1/2" F to 1/4" M. Weight .18 lb.	SH130	5
18" SPEEDER		Chrome. Revolving Grip. Length 18" . Weight 1.2 lb.	S15	5

Martin

1/2" Drive Socket Wrenches

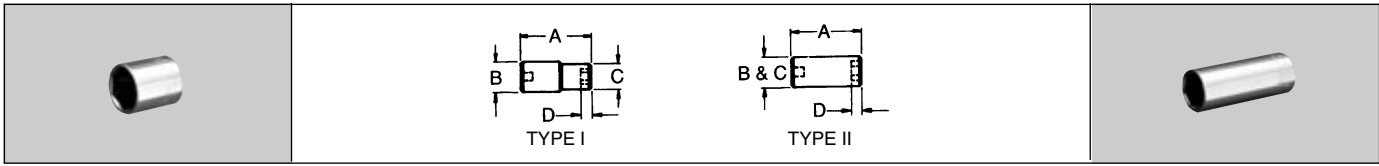


Martin Heavy Duty Chrome Hand Tool Sockets are Manufactured to Extremely Close Tolerances of American Alloy Steel. The 12 Point Broach Opening Provides a Secure Fit for Absolute Tightening and Loosening.

1/2" Square Drive 12 Point Standard									
Opening	Type	Length	Drive End	Opening End	Minimum Depth	Wt. Ea. Lbs.	Chrome	Std. Pkg. Qty.	Opening
		A	B	C	D		Part No.		
3/8	I	1 ¹⁵ / ₃₂	13/16	37/64	5/32	.09	ST1212	5	3/8
7/16	I	1 ¹⁵ / ₃₂	13/16	41/64	7/32	.09	ST1214	5	7/16
1/2	I	1 ¹⁵ / ₃₂	13/16	23/32	17/64	.10	ST1216	5	1/2
9/16	II	1 ¹⁵ / ₃₂	—	13/16	21/64	.10	ST1218	5	9/16
5/8	II	1 ¹⁵ / ₃₂	—	7/8	1 ¹⁵ / ₃₂	.14	ST1220	5	5/8
11/16	II	1 ¹⁵ / ₃₂	—	31/32	1 ¹⁵ / ₃₂	.15	ST1222	5	11/16
3/4	II	1 ¹⁵ / ₃₂	—	1/16	1 ¹⁵ / ₃₂	.19	ST1224	5	3/4
13/16	II	1 ¹⁵ / ₃₂	—	1/8	1 ¹⁵ / ₃₂	.20	ST1226	5	13/16
7/8	II	1 ¹⁵ / ₃₂	—	1 ¹ / ₆₄	1/2	.24	ST1228	5	7/8
15/16	II	1 ¹⁵ / ₃₂	—	1/4	35/64	.28	ST1230	5	15/16
1	II	1 ¹ / ₁₆	—	13/16	35/64	.32	ST1232	5	1
1 ¹ / ₁₆	III	1 ³ / ₄	13/32	1 ¹³ / ₃₂	5/8	.32	ST1234	5	1 ¹ / ₁₆
1 ¹ / ₈	III	1 ³ / ₁₆	1 ⁷ / ₆₄	1 ¹ / ₂	21/32	.35	ST1236	5	1 ¹ / ₈
1 ³ / ₁₆	III	1 ⁷ / ₁₆	1 ⁷ / ₆₄	1 ³⁷ / ₆₄	21/32	.40	ST1238	5	1 ³ / ₁₆
1 ¹ / ₄	III	1 ³⁹ / ₆₄	1 ¹ / ₈	1 ¹³ / ₁₆	3/4	.43	ST1240	5	1 ¹ / ₄
1 ¹ / ₂	III	2	1 ¹³ / ₁₆	1 ¹³ / ₁₆	13/16	.45	ST1242	5	1 ¹ / ₂
1 ³ / ₈	III	2	1 ¹ / ₄	1 ¹ / ₈	55/64	.46	ST1244	5	1 ³ / ₈
1 ⁷ / ₁₆	III	2 ¹ / ₁₆	1 ³ / ₈	1 ¹⁵ / ₁₆	29/32	.47	ST1246	5	1 ⁷ / ₁₆
1 ¹ / ₂	III	2 ¹ / ₈	1 ³ / ₈	2	1 ¹ / ₁₆	.49	ST1248	5	1 ¹ / ₂

1/2" Square Drive 12 Point Deep									
Opening	Type	Length	Drive End	Opening End	Minimum Depth	Wt. Ea. Lbs.	Chrome	Std. Pkg. Qty.	Opening
		A	B	C	D		Part No.		
3/8	II	3 ³ / ₆₄	—	13/16	23/32	.21	SD1212	5	3/8
7/16	II	3 ³ / ₆₄	—	13/16	23/32	.24	SD1214	5	7/16
1/2	II	3 ¹ / ₁₆	13/16	23/32	17/64	.24	SD1216	5	1/2
9/16	II	3 ¹ / ₁₆	—	13/16	21/64	.24	SD1218	5	9/16
5/8	II	3 ¹ / ₁₆	—	7/8	3/8	.30	SD1220	5	5/8
11/16	II	3 ¹ / ₁₆	—	31/32	3/8	.34	SD1222	5	11/16
3/4	II	3 ¹ / ₁₆	—	1 ³ / ₆₄	7/16	.35	SD1224	5	3/4
13/16	II	3 ¹ / ₁₆	—	1 ⁷ / ₆₄	29/64	.40	SD1226	5	13/16
7/8	II	3 ¹ / ₁₆	—	1 ¹ / ₆₄	1/2	.43	SD1228	5	7/8
15/16	II	3 ¹ / ₁₆	—	1/4	35/64	.48	SD1230	5	15/16
1	III	3 ¹ / ₁₆	1 ¹³ / ₃₂	13/16	35/64	.45	SD1232	5	1
1 ¹ / ₁₆	III	3 ¹ / ₁₆	1 ⁷ / ₆₄	1 ¹³ / ₃₂	5/8	.50	SD1234	5	1 ¹ / ₁₆
1 ¹ / ₈	III	3 ¹ / ₁₆	1 ⁷ / ₆₄	1 ¹ / ₂	21/32	.51	SD1236	5	1 ¹ / ₈
1 ³ / ₁₆	III	3 ³ / ₆₄	1 ⁷ / ₆₄	1 ³⁷ / ₆₄	21/32	.56	SD1238	5	1 ³ / ₁₆
1 ¹ / ₄	III	3 ³ / ₆₄	1 ¹ / ₈	1 ¹³ / ₁₆	3/4	.61	SD1240	5	1 ¹ / ₄
1 ¹ / ₂	III	3 ³ / ₆₄	1 ³ / ₈	1 ¹³ / ₁₆	49/64	.61	SD1242	5	1 ¹ / ₂
1 ³ / ₈	III	3 ³ / ₆₄	1 ¹⁵ / ₆₄	1 ¹ / ₈	25/32	.84	SD1244	5	1 ³ / ₈
1 ⁷ / ₁₆	III	3 ³ / ₆₄	1 ⁹ / ₆₄	1 ¹ / ₆₄	7/8	.88	SD1246	5	1 ⁷ / ₁₆
1 ¹ / ₂	III	3 ³ / ₆₄	1 ¹⁵ / ₃₂	2 ¹ / ₆₄	55/64	.93	SD1248	5	1 ¹ / ₂

1/2" Drive Socket Wrenches – Chrome



1/2" Square Drive 6 Point Standard

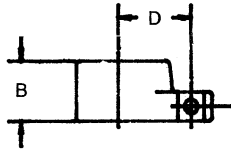
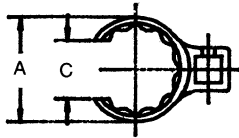
Opening	Type	Length	Drive End	Opening End	Minimum Depth	Wt. Ea. Lbs.	Chrome	Std. Pkg. Qty.	Opening
		A	B	C	D		Part No.		
3/8	I	1 1/2	7/8	53/64	5/16	.11	ST612	5	3/8
7/16	I	1 1/2	55/64	55/64	21/64	.11	ST614	5	7/16
1/2	I	1 1/2	59/64	59/64	13/32	.11	ST616	5	1/2
9/16	I	1 1/2	55/64	13/16	13/32	.13	ST618	5	9/16
5/8	II	1 1/2	7/8	7/8	9/16	.12	ST620	5	5/8
11/16	II	1 1/2	31/32	31/32	9/16	.16	ST622	5	11/16
3/4	II	1 1/2	17/64	17/64	21/32	.19	ST624	5	3/4
13/16	II	1 1/2	13/32	13/32	11/16	.20	ST626	5	13/16
7/8	II	1 1/2	17/16	17/16	3/4	.29	ST628	5	7/8
15/16	II	1 1/2	17/64	17/64	51/64	.31	ST630	5	15/16
1	II	1 39/64	121/64	121/64	53/64	.37	ST632	5	1
1 1/16	II	1 39/64	113/32	113/32	15/16	.52	ST634	5	1 1/16
1 1/8	II	1 5/8	115/32	115/32	63/64	.52	ST636	5	1 1/8
1 3/16	II	1 5/8	117/32	117/32	63/64	.59	ST638	5	1 3/16
1 1/4	II	1 3/4	137/64	137/64	1 1/8	.66	ST640	5	1 1/4

1/2" Square Drive 6 Point Deep

Opening	Type	Length	Drive End	Opening End	Minimum Depth	Wt. Ea. Lbs.	Chrome	Std. Pkg. Qty.	Opening
		A	B	C	D		Part No.		
1/2	I	3 1/8	7/8	49/64	51/64	.34	SD616	5	1/2
9/16	I	3 1/8	7/8	53/64	15/16	.31	SD618	5	9/16
5/8	II	3 1/8	7/8	7/8	13/16	.38	SD620	5	5/8
11/16	II	3 1/8	31/32	31/32	17/32	.41	SD622	5	11/16
3/4	II	3 1/8	17/16	17/16	17/64	.44	SD624	5	3/4
13/16	II	3 1/8	1 1/8	1 1/8	1 19/64	.47	SD626	5	13/16
7/8	II	3 1/8	1 3/16	1 3/16	1 19/64	.53	SD628	5	7/8
15/16	II	3 1/8	1 17/64	1 17/64	1 3/8	.56	SD630	5	15/16
1	II	3 1/8	1 11/32	1 11/32	1 3/8	.72	SD632	5	1
1 1/16	II	3 1/8	1 13/32	1 13/32	1 27/64	.78	SD634	5	1 1/16
1 1/8	II	3 1/8	1 1/2	1 1/2	1 27/64	.84	SD636	5	1 1/8

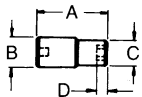


1/2" Drive Crowfoot Wrench and Hex Bit Sockets

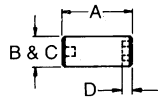


1/2" Drive Crowfoot Wrench — Flare Nut 12 Pt.

Wrench Opening	Diameter of Head	Thickness of Head	Width of Slot	Length of Centers	Wt. Ea. Lbs.	Chrome	Industrial Black	Std. Pkg. Qty.	Wrench Opening
	A	B	C	D		Part No.	Part No.		
1 1/8	1 43/64	29/32	53/32	1 1/32	.19	SC36	BLKSC36	5	1 1/8
1 3/16	1 47/64	29/32	55/32	1 3/16	.19	SC38	BLKSC38	5	1 3/16
1 1/4	1 53/64	29/32	59/32	1 1/4	.19	SC40	BLKSC40	5	1 1/4
1 5/16	1 57/64	29/32	61/64	1 11/64	.19	SC42	BLKSC42	5	1 5/16
1 3/8	1 31/32	31/32	1 3/64	1 1/8	.25	SC44	BLKSC44	5	1 3/8
1 7/16	2 3/64	31/32	1 3/64	1 11/32	.25	SC46	BLKSC46	5	1 7/16
1 1/2	2 7/64	31/32	1 3/64	1 3/8	.25	SC48	BLKSC48	5	1 1/2
1 9/16	2 11/64	31/32	1 3/64	1 27/64	.31	SC50	BLKSC50	5	1 9/16
1 5/8	2 17/64	31/32	1 11/64	1 29/64	.31	SC52	BLKSC52	5	1 5/8
1 11/16	2 23/64	1 1/32	1 19/64	1 39/64	.31	SC54	BLKSC54	5	1 11/16
1 3/4	2 27/64	1 1/32	1 19/64	1 35/64	.38	SC56	BLKSC56	5	1 3/4
1 13/16	2 33/64	1 1/32	1 19/64	1 19/32	.38	SC58	BLKSC58	5	1 13/16
1 7/8	2 39/64	1 3/32	1 21/64	1 41/64	.44	SC60	BLKSC60	5	1 7/8
1 15/16	2 43/64	1 3/32	1 29/64	1 43/64	.50	SC62	BLKSC62	5	1 15/16
2	2 49/64	1 3/32	1 35/64	1 23/32	.50	SC64	BLKSC64	5	2



TYPE I




TYPE II



1/2" Drive Hex Bit Sockets


Bit Size	Type	Length	Drive End	Bit End	Bit Length	Wt. Ea. Lbs.	Chrome	Replacement Hex Bits	Std. Pkg. Qty.	Bit Size
		A	B	C	D		Part No.			
1/4	VI	3.31	.94	.66	1.81	.18	SA8	SA8B	5	1/4
5/16	VI	3.31	.94	.66	1.81	.18	SA10	SA10B	5	5/16
3/8	VI	3.31	.94	.70	1.81	.25	SA12	SA12B	5	3/8
7/16	VI	3.31	.94	.75	1.81	.25	SA14	SA14B	5	7/16
1/2	VI	3.62	.94	.94	2.12	.35	SA16	SA16B	5	1/2
9/16	VI	3.62	1.01	1.01	2.12	.45	SA18	SA18B	5	9/16
5/8	VI	4.00	1.01	1.01	2.50	.50	SA20	SA20B	5	5/8
3/4	VI	4.00	1.01	2.49	2.50	.65	SA24	SA24B	5	3/4

1/2" Drive Socket & Sets – Chrome



S7K

SA8..... 1/4" Hex Bit Skt. 1/2" Dr.	SA16..... 1/2" Hex Bit Skt. 1/2" Dr.
SA10..... 5/16" Hex Bit Skt. 1/2" Dr.	SA18..... 9/16" Hex Bit Skt. 1/2" Dr.
SA12..... 3/8" Hex Bit Skt. 1/2" Dr.	SA20..... 5/8" Hex Bit Skt. 1/2" Dr.
SA14..... 7/16" Hex Bit Skt. 1/2" Dr.	208R..... TWIST LOCK CLIP RAIL




S9K

SD616..... 1/2" 6 pt. Deep Skt.	SD626..... 13/16" 6 pt. Deep Skt.
SD618..... 9/16" 6 pt. Deep Skt.	SD628..... 7/8" 6 pt. Deep Skt.
SD620..... 5/8" 6 pt. Deep Skt.	SD630..... 15/16" 6 pt. Deep Skt.
SD622..... 11/16" 6 pt. Deep Skt.	SD632..... 1" 6 pt. Deep Skt.
SD624..... 3/4" 6 pt. Deep Skt.	213R..... TWIST LOCK CLIP RAIL




S11K

SD1216..... 1/2" 12 pt. Deep Skt.	SD1228..... 7/8" 12 pt. Deep Skt.
SD1218..... 9/16" 12 pt. Deep Skt.	SD1230..... 15/16" 12 pt. Deep Skt.
SD1220..... 5/8" 12 pt. Deep Skt.	SD1232..... 1" 12 pt. Deep Skt.
SD1222..... 11/16" 12 pt. Deep Skt.	SD1234..... 1 1/16" 12 pt. Deep Skt.
SD1224..... 3/4" 12 pt. Deep Skt.	SD1236..... 1 1/8" 12 pt. Deep Skt.
SD1226..... 13/16" 12 pt. Deep Skt.	213R..... TWIST LOCK CLIP RAIL



S12K

ST1214..... 7/16" 12 pt. Skt.	ST1228..... 7/8" 12 pt. Skt.
ST1216..... 1/2" 12 pt. Skt.	ST1230..... 15/16" 12 pt. Skt.
ST1218..... 9/16" 12 pt. Skt.	ST1232..... 1" 12 pt. Skt.
ST1220..... 5/8" 12 pt. Skt.	SF51..... 10" Reversible Ratchet
ST1222..... 11/16" 12 pt. Skt.	S110P..... 5" Extension
ST1224..... 3/4" 12 pt. Skt.	95..... METAL BOX
ST1226..... 13/16" 12 pt. Skt.	



BC10K

BA4..... 1/8" Hex Bit Skt. 3/8" Dr.	BA12..... 3/8" Hex Bit Skt. 3/8" Dr.
BA55..... 5/32" Hex Bit Skt. 3/8" Dr.	SA16..... 1/2" Hex Bit Skt. 1/2" Dr.
BA6..... 3/16" Hex Bit Skt. 3/8" Dr.	SA18..... 9/16" Hex Bit Skt. 1/2" Dr.
BA7..... 7/32" Hex Bit Skt. 3/8" Dr.	SA20..... 5/8" Hex Bit Skt. 1/2" Dr.
BA8..... 1/4" Hex Bit Skt. 3/8" Dr.	213R..... TWIST LOCK CLIP RAIL
BA10..... 5/16" Hex Bit Skt. 3/8" Dr.	

S13K

ST1214 7/16" 12 pt. Skt.	ST1228 7/8" 12 pt. Skt.
ST1216 1/2" 12 pt. Skt.	ST1230 15/16" 12 pt. Skt.
ST1218 9/16" 12 pt. Skt.	ST1232 1" 12 pt. Skt.
ST1220 5/8" 12 pt. Skt.	ST1234 1 1/16" 12 pt. Skt.
ST1222 11/16" 12 pt. Skt.	ST1236 1 1/8" 12 pt. Skt.
ST1224 3/4" 12 pt. Skt.	ST1240 1 1/4" 12 pt. Skt.
ST1226 13/16" 12 pt. Skt.	213R TWIST LOCK CLIP RAIL




S15K

ST612 3/8" 6 pt. Std. Skt.	ST628 7/8" 6 pt. Std. Skt.
ST614 7/16" 6 pt. Std. Skt.	ST630 15/16" 6 pt. Std. Skt.
ST616 1/2" 6 pt. Std. Skt.	ST632 1" 6 pt. Std. Skt.
ST618 9/16" 6 pt. Std. Skt.	ST634 1 1/16" 6 pt. Std. Skt.
ST620 5/8" 6 pt. Std. Skt.	ST636 1 1/8" 6 pt. Std. Skt.
ST622 11/16" 6 pt. Std. Skt.	ST638 1 3/16" 6 pt. Std. Skt.
ST624 3/4" 6 pt. Std. Skt.	ST640 1 1/4" 6 pt. Std. Skt.
ST626 13/16" 6 pt. Std. Skt.	213R TWIST LOCK CLIP RAIL




SC15K

SC36 1 1/8" 12 pt. Crowfoot	SC52 1 3/8" 12 pt. Crowfoot
SC38 1 3/16" 12 pt. Crowfoot	SC54 1 11/16" 12 pt. Crowfoot
SC40 1 1/4" 12 pt. Crowfoot	SC56 1 3/4" 12 pt. Crowfoot
SC42 1 5/16" 12 pt. Crowfoot	SC58 1 13/16" 12 pt. Crowfoot
SC44 1 3/8" 12 pt. Crowfoot	SC60 1 7/8" 12 pt. Crowfoot
SC46 1 7/16" 12 pt. Crowfoot	SC62 1 15/16" 12 pt. Crowfoot
SC48 1 1/2" 12 pt. Crowfoot	SC64 2" 12 pt. Crowfoot
SC50 1 9/16" 12 pt. Crowfoot	218R TWIST LOCK CLIP RAIL



S16K


ST1214 7/16" 12 pt. Skt.	ST1232 1" 12 pt. Skt.
ST1216 1/2" 12 pt. Skt.	ST1234 1 1/16" 12 pt. Skt.
ST1218 9/16" 12 pt. Skt.	ST1236 1 1/8" 12 pt. Skt.
ST1220 5/8" 12 pt. Skt.	ST1240 1 1/4" 12 pt. Skt.
ST1222 11/16" 12 pt. Skt.	SF51 10" Reversible Ratchet
ST1224 3/4" 12 pt. Skt.	S110P 5" Extension
ST1226 13/16" 12 pt. Skt.	S140 Universal Joint
ST1228 7/8" 12 pt. Skt.	95 METAL BOX
ST1230 15/16" 12 pt. Skt.	



1/2" Drive Socket Sets – Chrome

S17K

ST1214 7/16" 12 pt. Std. Skt.	ST1232 1" 12 pt. Std. Skt.
ST1216 1/2" 12 pt. Std. Skt.	ST1234 1 1/16" 12 pt. Std. Skt.
ST1218 9/16" 12 pt. Std. Skt.	ST1236 1 1/8" 12 pt. Std. Skt.
ST1220 5/8" 12 pt. Std. Skt.	ST1240 1 1/4" 12 pt. Std. Skt.
ST1222 11/16" 12 pt. Std. Skt.	SF41 17" Flex Handle
ST1224 3/4" 12 pt. Std. Skt.	SF51 10" Ratchet
ST1226 13/16" 12 pt. Std. Skt.	S110P 5" Extension
ST1228 7/8" 12 pt. Std. Skt.	S140 Universal Joint
ST1230 15/16" 12 pt. Std. Skt.	99 TOOL BOX



S18K

ST1214 7/16" 12 pt. Skt.	S102P 2" Extension
ST1216 1/2" 12 pt. Skt.	S110P 5" Extension
ST1218 9/16" 12 pt. Skt.	S115P 10" Extension
ST1220 5/8" 12 pt. Skt.	S140 Universal Joint
ST1222 11/16" 12 pt. Skt.	SF41 17" Flexible Handle
ST1224 3/4" 12 pt. Skt.	SF51 10" Reversible Ratchet
ST1226 13/16" 12 pt. Skt.	SH129 1/2" F to 3/8" M Adaptor
ST1228 7/8" 12 pt. Skt.	SH130 1/2" F to 3/4" M Adaptor
ST1230 15/16" 12 pt. Skt.	95 TOOL BOX
ST1232 1" 12 pt. Skt.	




S19K

ST612 3/8" 6 pt. Std. Skt.	ST632 1" 6 pt. Std. Skt.
ST614 7/16" 6 pt. Std. Skt.	ST634 1 1/16" 6 pt. Std. Skt.
ST616 1/2" 6 pt. Std. Skt.	ST636 1 1/8" 6 pt. Std. Skt.
ST618 9/16" 6 pt. Std. Skt.	ST640 1 1/4" 6 pt. Std. Skt.
ST620 5/8" 6 pt. Std. Skt.	SF41 17" Flex Handle
ST622 11/16" 6 pt. Std. Skt.	SF51 10" Ratchet
ST624 3/4" 6 pt. Std. Skt.	S110P 5" Extension
ST626 13/16" 6 pt. Std. Skt.	S115P 10" Extension
ST628 7/8" 6 pt. Std. Skt.	95 TOOL BOX
ST630 15/16" 6 pt. Std. Skt.	



Martin

1/2" Drive Socket Sets – Chrome



S22K

ST1212 3/8" 12 pt. Std. Skt.	ST1236 1 1/8" 12 pt. Std. Skt.
ST1214 7/16" 12 pt. Std. Skt.	ST1238 1 3/8" 12 pt. Std. Skt.
ST1216 1/2" 12 pt. Std. Skt.	ST1240 1 1/4" 12 pt. Std. Skt.
ST1218 9/16" 12 pt. Std. Skt.	SF41 17" Flex Handle
ST1220 5/8" 12 pt. Std. Skt.	SF51 10" Ratchet
ST1222 1 1/16" 12 pt. Std. Skt.	S102P 2" Extension
ST1224 3/4" 12 pt. Std. Skt.	S110P 5" Extension
ST1226 13/16" 12 pt. Std. Skt.	S115P 10" Extension
ST1228 7/8" 12 pt. Std. Skt.	S140 Universal Joint
ST1230 15/16" 12 pt. Std. Skt.	S15 Drive Speeder
ST1232 1" 12 pt. Std. Skt.	258 CLIP RAIL
ST1234 1 1/16" 12 pt. Skt.	99 TOOL BOX



S24K

ST1214 7/16" 12 pt. Skt.	SD1216 1/2" 12 pt. Deep Skt.
ST1216 1/2" 12 pt. Skt.	SD1218 9/16" 12 pt. Deep Skt.
ST1218 9/16" 12 pt. Skt.	SD1220 5/8" 12 pt. Deep Skt.
ST1220 5/8" 12 pt. Skt.	SD1222 1 1/16" 12 pt. Deep Skt.
ST1222 1 1/16" 12 pt. Skt.	SD1224 3/4" 12 pt. Deep Skt.
ST1224 3/4" 12 pt. Skt.	SD1226 13/16" 12 pt. Deep Skt.
ST1226 13/16" 12 pt. Skt.	SD1228 7/8" 12 pt. Deep Skt.
ST1228 7/8" 12 pt. Skt.	SD1230 15/16" 12 pt. Deep Skt.
ST1230 15/16" 12 pt. Skt.	SF41 17" Flexible Handle
ST1232 1" 12 pt. Skt.	SF51 10" Reversible Ratchet
ST1234 1 1/16" 12 pt. Skt.	S115P 10" Extension
ST1236 1 1/8" 12 pt. Skt.	BX21 TOOL BOX
ST1240 1 1/4" 12 pt. Skt.	

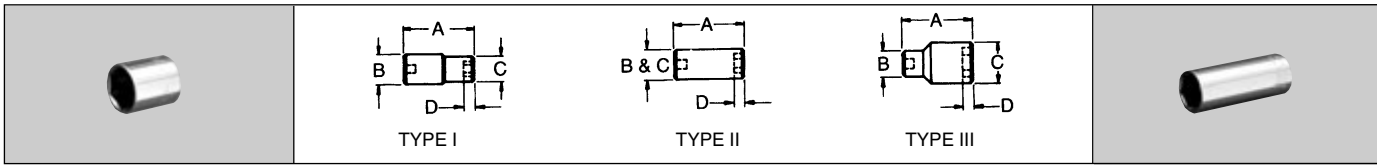


S36K

32 PIECES

ST1212 3/8" 12 pt. Std. Skt.	SD1216 1/2" 12 pt. Deep Skt.
ST1214 7/16" 12 pt. Std. Skt.	SD1218 9/16" 12 pt. Deep Skt.
ST1216 1/2" 12 pt. Std. Skt.	SD1220 5/8" 12 pt. Deep Skt.
ST1218 9/16" 12 pt. Std. Skt.	SD1222 1 1/16" 12 pt. Deep Skt.
ST1220 5/8" 12 pt. Std. Skt.	SD1224 3/4" 12 pt. Deep Skt.
ST1222 1 1/16" 12 pt. Std. Skt.	SD1226 13/16" 12 pt. Deep Skt.
ST1224 3/4" 12 pt. Std. Skt.	SD1228 7/8" 12 pt. Deep Skt.
ST1226 13/16" 12 pt. Std. Skt.	SD1230 15/16" 12 pt. Deep Skt.
ST1228 7/8" 12 pt. Std. Skt.	SD1232 1" 12 pt. Deep Skt.
ST1230 15/16" 12 pt. Std. Skt.	SD1234 1 1/16" 12 pt. Deep Skt.
ST1232 1" 12 pt. Std. Skt.	SD1236 1 1/8" 12 pt. Deep Skt.
ST1234 1 1/16" 12 pt. Std. Skt.	S15 17 1/2" Speed Handle
ST1236 1 1/8" 12 pt. Std. Skt.	S110P 5" Extension
ST1240 1 1/4" 12 pt. Std. Skt.	S115P 10" Extension
	S140 Universal Joint
	SF41 17" Flex Handle
	SF51 10" Reversible Ratchet
	SH130 1/2" F x 3/4" M Adaptor
	BX21 TOOL BOX

1/2" Drive Metric Socket Wrenches – Chrome



1/2" Square Drive 12 Point Standard — Metric

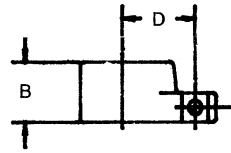
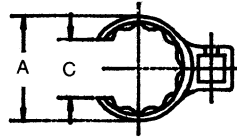
Opening	Type	Length	Drive End	Opening End	Minimum Depth	Wt. Ea. Lbs.	Chrome	Std. Qty.	Opening
		A	B	C	D		Part No.		
9 mm	I	1 ¹⁵ / ₃₂	1 ⁹ / ₁₆	3 ³ / ₆₄	7 ¹ / ₃₂	.09	STM1209	5	9 mm
10 mm	I	1 ¹⁵ / ₃₂	1 ⁹ / ₁₆	3 ⁷ / ₆₄	1 ⁵ / ₆₄	.09	STM1210	5	10 mm
11 mm	I	1 ¹⁵ / ₃₂	1 ⁹ / ₁₆	4 ¹ / ₆₄	9 ¹ / ₃₂	.09	STM1211	5	11 mm
12 mm	I	1 ¹⁵ / ₃₂	1 ⁹ / ₁₆	1 ¹ / ₁₆	5 ¹ / ₁₆	.10	STM1212	5	12 mm
13 mm	I	1 ¹⁵ / ₃₂	1 ⁹ / ₁₆	4 ⁷ / ₆₄	5 ¹ / ₁₆	.10	STM1213	5	13 mm
14 mm	II	1 ¹⁵ / ₃₂	—	1 ⁹ / ₁₆	1 ¹ / ₃₂	.12	STM1214	5	14 mm
15 mm	II	1 ¹⁵ / ₃₂	—	5 ⁹ / ₆₄	1 ¹ / ₃₂	.13	STM1215	5	15 mm
16 mm	II	1 ¹⁵ / ₃₂	—	7 ¹ / ₆₄	3 ¹ / ₈	.13	STM1216	5	16 mm
17 mm	II	1 ¹⁵ / ₃₂	—	1 ⁵ / ₁₆	3 ¹ / ₈	.17	STM1217	5	17 mm
18 mm	II	1 ¹⁵ / ₃₂	—	1	1 ¹ / ₃₂	.14	STM1218	5	18 mm
19 mm	II	1 ¹⁵ / ₃₂	—	1 ¹ / ₁₆	7 ¹ / ₁₆	.19	STM1219	5	19 mm
20 mm	II	1 ¹ / ₂	—	1 ³ / ₃₂	2 ⁹ / ₆₄	.17	STM1220	5	20 mm
21 mm	II	1 ¹ / ₁₆	—	1 ¹ / ₆₄	1 ⁹ / ₃₂	.24	STM1221	5	21 mm
22 mm	II	1 ¹ / ₈	—	1 ¹¹ / ₆₄	1 ¹ / ₂	.24	STM1222	5	22 mm
23 mm	II	1 ¹ / ₈	—	1 ⁷ / ₃₂	3 ³ / ₆₄	.25	STM1223	5	23 mm
24 mm	II	1 ¹ / ₈	—	1 ¹ / ₄	3 ³ / ₆₄	.29	STM1224	5	24 mm
25 mm	II	1 ¹¹ / ₁₆	—	1 ⁵ / ₁₆	9 ¹ / ₁₆	.29	STM1225	5	25 mm
26 mm	III	1 ¹ / ₄	1 ³ / ₃₂	1 ¹ / ₈	1 ⁹ / ₃₂	.30	STM1226	5	26 mm
27 mm	III	1 ¹ / ₄	1 ³ / ₃₂	1 ¹³ / ₃₂	5 ¹ / ₈	.30	STM1227	5	27 mm
30 mm	III	1 ¹ / ₈	1 ¹ / ₈	1 ³⁷ / ₆₄	2 ¹ / ₃₂	.40	STM1230	5	30 mm
32 mm	III	1 ⁵⁹ / ₆₄	1 ¹ / ₈	1 ²¹ / ₃₂	3 ¹ / ₄	.44	STM1232	5	32 mm
36 mm	III	2	1 ²³ / ₆₄	1 ⁶¹ / ₆₄	2 ⁹ / ₃₂	.46	STM1236	5	36 mm

1/2" Square Drive 12 Point Deep — Metric

Opening	Type	Length	Drive End	Opening End	Minimum Depth	Wt. Ea. Lbs.	Chrome	Std. Qty.	Opening
		A	B	C	D		Part No.		
10 mm	I	79.5 mm	22.1 mm	15.2 mm	16.0 mm	.22	SMD1210	5	10 mm
11 mm	I	79.5 mm	22.1 mm	18.3 mm	17.0 mm	.22	SMD1211	5	11 mm
12 mm	I	79.5 mm	22.1 mm	18.8 mm	18.0 mm	.22	SMD1212	5	12 mm
13 mm	I	79.5 mm	22.1 mm	19.3 mm	20.1 mm	.26	SMD1213	5	13 mm
14 mm	I	79.5 mm	22.1 mm	21.8 mm	23.9 mm	.26	SMD1214	5	14 mm
15 mm	II	79.5 mm	21.8 mm	21.8 mm	26.9 mm	.26	SMD1215	5	15 mm
16 mm	II	79.5 mm	22.1 mm	22.1 mm	30.0 mm	.32	SMD1216	5	16 mm
17 mm	II	79.5 mm	24.4 mm	24.4 mm	31.0 mm	.32	SMD1217	5	17 mm
18 mm	II	79.5 mm	25.4 mm	25.4 mm	31.0 mm	.33	SMD1218	5	18 mm
19 mm	II	79.5 mm	26.9 mm	26.9 mm	33.0 mm	.38	SMD1219	5	19 mm
20 mm	II	79.5 mm	27.9 mm	27.9 mm	33.0 mm	.41	SMD1220	5	20 mm
21 mm	II	79.5 mm	28.4 mm	28.4 mm	33.0 mm	.41	SMD1221	5	21 mm
22 mm	II	79.5 mm	30.2 mm	30.2 mm	33.0 mm	.46	SMD1222	5	22 mm
23 mm	II	79.5 mm	31.0 mm	31.0 mm	33.0 mm	.51	SMD1223	5	23 mm
24 mm	II	79.5 mm	32.0 mm	32.0 mm	35.1 mm	.57	SMD1224	5	24 mm
25 mm	II	79.5 mm	33.3 mm	33.3 mm	35.1 mm	.70	SMD1225	5	25 mm
26 mm	II	79.5 mm	34.0 mm	34.0 mm	35.1 mm	.74	SMD1226	5	26 mm
27 mm	II	79.5 mm	35.8 mm	35.8 mm	35.1 mm	.78	SMD1227	5	27 mm

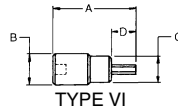



1/2" Drive Metric Socket Wrenches – Chrome



1/2" Drive Metric Crowfoot Wrench — Flare Nut 12 Pt.

Wrench Opening	Diameter of Head	Thickness of Head	Width of Slot	Length of Centers	Wt. Ea. Lbs.	Chrome	Std. Pkg. Qty.	Wrench Opening
	A	B	C	D		Part No.		
28 mm	1 ⁴³ / ₆₄	29 ³² / ₃₂	53 ⁶⁴ / ₆₄	1 ⁵ / ₃₂	.19	SC28MM	5	28 mm
30 mm	1 ⁴⁷ / ₆₄	29 ³² / ₃₂	53 ⁶⁴ / ₆₄	1 ³ / ₁₆	.19	SC30MM	5	30 mm
32 mm	1 ⁵⁷ / ₆₄	29 ³² / ₃₂	61 ⁶⁴ / ₆₄	1 ¹⁷ / ₆₄	.19	SC32MM	5	32 mm
34 mm	1 ³¹ / ₃₂	31 ³² / ₃₂	13 ⁶⁴ / ₆₄	1 ⁵ / ₁₆	.19	SC34MM	5	34 mm
36 mm	2 ³ / ₆₄	31 ³² / ₃₂	13 ⁶⁴ / ₆₄	1 ¹¹ / ₃₂	.19	SC36MM	5	36 mm
38 mm	2 ⁷ / ₆₄	31 ³² / ₃₂	17 ⁶⁴ / ₆₄	1 ³ / ₈	.19	SC38MM	5	38 mm
40 mm	2 ¹⁷ / ₆₄	31 ³² / ₃₂	11 ⁶⁴ / ₆₄	1 ²⁹ / ₆₄	.19	SC40MM	5	40 mm
41 mm	2 ¹⁷ / ₆₄	31 ³² / ₃₂	11 ⁶⁴ / ₆₄	1 ²⁹ / ₆₄	.19	SC41MM	5	41 mm
46 mm	2 ³³ / ₆₄	1 ¹ / ₃₂	11 ⁶⁴ / ₆₄	1 ¹⁹ / ₃₂	.25	SC46MM	5	46 mm
50 mm	2 ⁴⁹ / ₆₄	1 ³ / ₃₂	13 ⁵ / ₆₄	1 ²³ / ₃₂	.25	SC50MM	5	50 mm




1/2" Drive Hex Bit Sockets

Bit Size	Type	Length	Drive End	Opening End	Bit Length	Wt. Ea. Lbs.	Chrome	Replacement Hex Bits	Std. Pkg. Qty.	Bit Size
		A	B	C	D		Part No.			
1/2" DR	VI	6MM	83.5mm	23.74mm	45.5mm	0.2	SA6MM	SA6MMB	5	6mm
1/2" DR	VI	8MM	83.5mm	23.74mm	45.5mm	0.2	SA8MM	SA8MMB	5	8mm
1/2" DR	VI	10MM	83.5mm	23.74mm	45.5mm	0.25	SA10MM	SA10MMB	5	10mm
1/2" DR	VI	12MM	92.5mm	25.75mm	54.5mm	0.35	SA12MM	SA12MMB	5	12mm
1/2" DR	VI	14MM	92.5mm	25.75mm	54.5mm	0.4	SA14MM	SA14MMB	5	14mm
1/2" DR	VI	17MM	100mm	27.75mm	62.7mm	0.6	SA17MM	SA17MMB	5	17mm
1/2" DR	VI	19MM	100mm	27.75mm	62.7mm	0.65	SA19MM	SA19MMB	5	19mm


1/2" Drive Metric Sockets & Sets – Chrome



MS10K	
SMD1216..... 16 mm 12 pt. Deep Skt.	SMD1222..... 22 mm 12 pt. Deep Skt.
SMD1217..... 17 mm 12 pt. Deep Skt.	SMD1224..... 24 mm 12 pt. Deep Skt.
SMD1218..... 18 mm 12 pt. Deep Skt.	SMD1225..... 25 mm 12 pt. Deep Skt.
SMD1219..... 19 mm 12 pt. Deep Skt.	SMD1226..... 26 mm 12 pt. Deep Skt.
SMD1220..... 20 mm 12 pt. Deep Skt.	213B..... TWIST LOCK CLIP RAIL
SMD1221..... 21 mm 12 pt. Deep Skt.	




MS16K	
STM1210..... 10 mm 12 pt. Std. Skt.	STM1219..... 19 mm 12 pt. Std. Skt.
STM1211..... 11 mm 12 pt. Std. Skt.	STM1220..... 20 mm 12 pt. Std. Skt.
STM1212..... 12 mm 12 pt. Std. Skt.	STM1221..... 21 mm 12 pt. Std. Skt.
STM1213..... 13 mm 12 pt. Std. Skt.	STM1222..... 22 mm 12 pt. Std. Skt.
STM1214..... 14 mm 12 pt. Std. Skt.	STM1223..... 23 mm 12 pt. Std. Skt.
STM1215..... 15 mm 12 pt. Std. Skt.	SF51..... 10" Ratchet
STM1216..... 16 mm 12 pt. Std. Skt.	S110P..... 5" Extension
STM1217..... 17 mm 12 pt. Std. Skt.	95..... TOOL BOX
STM1218..... 18 mm 12 pt. Std. Skt.	




MS17K	
STM1210..... 10 mm 12 pt. Skt.	STM1219..... 19 mm 12 pt. Skt.
STM1211..... 11 mm 12 pt. Skt.	STM1220..... 20 mm 12 pt. Skt.
STM1212..... 12 mm 12 pt. Skt.	STM1221..... 21 mm 12 pt. Skt.
STM1213..... 13 mm 12 pt. Skt.	STM1222..... 22 mm 12 pt. Skt.
STM1214..... 14 mm 12 pt. Skt.	STM1224..... 24 mm 12 pt. Skt.
STM1215..... 15 mm 12 pt. Skt.	SF51..... 10" Reversible Ratchet
STM1216..... 16 mm 12 pt. Skt.	SF41..... 17" Flexible Handle
STM1217..... 17 mm 12 pt. Skt.	S110P..... 5" Extension
STM1218..... 18 mm 12 pt. Skt.	95..... TOOL BOX




MS18K	
STM1209..... 9 mm 12 pt. Skt.	STM1219..... 19 mm 12 pt. Skt.
STM1210..... 10 mm 12 pt. Skt.	STM1220..... 20 mm 12 pt. Skt.
STM1211..... 11 mm 12 pt. Skt.	STM1221..... 21 mm 12 pt. Skt.
STM1212..... 12 mm 12 pt. Skt.	STM1222..... 22 mm 12 pt. Skt.
STM1213..... 13 mm 12 pt. Skt.	STM1224..... 24 mm 12 pt. Skt.
STM1214..... 14 mm 12 pt. Skt.	STM1227..... 27 mm 12 pt. Skt.
STM1215..... 15 mm 12 pt. Skt.	STM1230..... 30 mm 12 pt. Skt.
STM1216..... 16 mm 12 pt. Skt.	STM1232..... 32 mm 12 pt. Skt.
STM1217..... 17 mm 12 pt. Skt.	218B..... TWIST LOCK CLIP RAIL
STM1218..... 18 mm 12 pt. Skt.	



BC10KM	
BA4MM..... 4 mm Hex Bit Skt. 3/8" Dr.	BA10MM.. 10 mm Hex Bit Skt. 3/8" Dr.
BA5MM..... 5 mm Hex Bit Skt. 3/8" Dr.	SA12MM.. 12 mm Hex Bit Skt. 1/2" Dr.
BA6MM..... 6 mm Hex Bit Skt. 3/8" Dr.	SA14MM.. 14 mm Hex Bit Skt. 1/2" Dr.
BA7MM..... 7 mm Hex Bit Skt. 3/8" Dr.	SA17MM.. 17 mm Hex Bit Skt. 1/2" Dr.
BA8MM..... 8 mm Hex Bit Skt. 3/8" Dr.	213B..... TWIST LOCK CLIP RAIL
BA9MM..... 9 mm Hex Bit Skt. 3/8" Dr.	




SC10KM	
SC28MM.. 28 mm 12 Pt. Crowfoot	SC40MM.. 40 mm 12 Pt. Crowfoot
SC30MM.. 30 mm 12 Pt. Crowfoot	SC41MM.. 41 mm 12 Pt. Crowfoot
SC32MM.. 32 mm 12 Pt. Crowfoot	SC46MM.. 46 mm 12 Pt. Crowfoot
SC34MM.. 34 mm 12 Pt. Crowfoot	SC50MM.. 50 mm 12 Pt. Crowfoot
SC36MM.. 36 mm 12 Pt. Crowfoot	208B..... TWIST LOCK CLIP RAIL
SC38MM.. 38 mm 12 Pt. Crowfoot	






1/2" Drive Metric Sockets & Sets – Chrome



MS27K

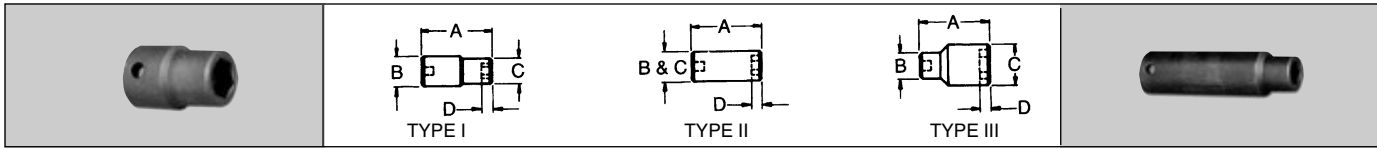
STM1210	10 mm 12 pt. Std. Skt.	STM1224	24 mm 12 pt. Std. Skt.
STM1211	11 mm 12 pt. Std. Skt.	STM1225	25 mm 12 pt. Std. Skt.
STM1212	12 mm 12 pt. Std. Skt.	STM1226	26 mm 12 pt. Std. Skt.
STM1213	13 mm 12 pt. Std. Skt.	STM1227	27 mm 12 pt. Std. Skt.
STM1214	14 mm 12 pt. Std. Skt.	STM1230	30 mm 12 pt. Std. Skt.
STM1215	15 mm 12 pt. Std. Skt.	STM1232	32 mm 12 pt. Std. Skt.
STM1216	16 mm 12 pt. Std. Skt.	STM1236	36 mm 12 pt. Std. Skt.
STM1217	17 mm 12 pt. Std. Skt.	SF41	17" Flex Handle
STM1218	18 mm 12 pt. Std. Skt.	SF51	10" Ratchet
STM1219	19 mm 12 pt. Std. Skt.	S102P	2" Extension
STM1220	20 mm 12 pt. Std. Skt.	S110P	5" Extension
STM1221	21 mm 12 pt. Std. Skt.	S115P	10" Extension
STM1222	22 mm 12 pt. Std. Skt.	S140	Universal Joint
STM1223	23 mm 12 pt. Std. Skt.	248	CLIP RAIL
		258	CLIP RAIL
		BX21	TOOL BOX



MS31K

STM1210	10 mm 12 pt. Std. Skt.	SMD1216	16 mm 12 pt. Deep Skt.
STM1211	11 mm 12 pt. Std. Skt.	SMD1217	17 mm 12 pt. Deep Skt.
STM1212	12 mm 12 pt. Std. Skt.	SMD1218	18 mm 12 pt. Deep Skt.
STM1213	13 mm 12 pt. Std. Skt.	SMD1219	19 mm 12 pt. Deep Skt.
STM1214	14 mm 12 pt. Std. Skt.	SMD1220	20 mm 12 pt. Deep Skt.
STM1215	15 mm 12 pt. Std. Skt.	SMD1221	21 mm 12 pt. Deep Skt.
STM1216	16 mm 12 pt. Std. Skt.	SMD1222	22 mm 12 pt. Deep Skt.
STM1217	17 mm 12 pt. Std. Skt.	SMD1224	24 mm 12 pt. Deep Skt.
STM1218	18 mm 12 pt. Std. Skt.	SMD1225	25 mm 12 pt. Deep Skt.
STM1219	19 mm 12 pt. Std. Skt.	SMD1226	26 mm 12 pt. Deep Skt.
STM1220	20 mm 12 pt. Std. Skt.	S110P	5" Extension
STM1221	21 mm 12 pt. Std. Skt.	S115P	10" Extension
STM1222	22 mm 12 pt. Std. Skt.	SF41	17" Flexible Handle
STM1223	23 mm 12 pt. Std. Skt.	SF51	10" Reversible Ratchet
STM1224	24 mm 12 pt. Std. Skt.	258	CLIP RAIL
STM1225	25 mm 12 pt. Std. Skt.	261	CLIP RAIL
STM1226	26 mm 12 pt. Std. Skt.	BX21	TOOL BOX

1/2" Drive Power/Impact



Martin Heavy Duty Power Impact Sockets are Specially Designed for Use with All Types of Power Wrenches. All Sockets are Hot Forged from the Finest Alloy Steels for Maximum Strength and Durability. Heat Treated by Carefully Controlled Methods, the Sockets are Accurately Broached in 6 Point Openings. All Power Impact Sockets are Finished in Rust Resistant Black Oxide.

1/2" Square Drive 6 Point Standard									
Opening	Type	Length	Drive End	Opening End	Minimum Depth	Wt. Ea. Lbs.	Industrial Black	Std. Qty.	Opening
		A	B	C	D		Part No.		
3/8	I	1 15/32	15/16	2 1/32	7/32	.14	4612	5	3/8
7/16	I	1 15/32	15/16	45/64	7/32	.16	4614	5	7/16
1/2	I	1 15/32	15/16	25/32	7/64	.18	4616	5	1/2
9/16	I	1 15/32	15/16	55/64	2 1/64	.17	4618	5	9/16
5/8	II	1 15/32	—	15/16	3/8	.20	4620	5	5/8
11/16	II	1 1/2	—	1	3/8	.23	4622	5	11/16
3/4	II	1 1/2	—	1 1/64	7/16	.23	4624	5	3/4
13/16	II	1 1/8	—	1 1/32	25/64	.25	4626	5	13/16
7/8	II	1 1/8	—	1 1/32	1/2	.31	4628	5	7/8
15/16	II	1 1/8	—	1 1/64	35/64	.33	4630	5	15/16
1	III	1 11/16	1 1/8	1 25/64	35/64	.45	4632	5	1
1 1/16	III	1 3/4	1 1/8	1 7/16	5/8	.50	4634	5	1 1/16
1 1/8	III	1 3/8	1 1/8	1 1/2	2 1/32	.60	4636	5	1 1/8
1 1/4	III	1 7/8	1 1/8	1 11/16	2 1/32	.65	4638	5	1 1/4
1 1/2	III	2 1/16	1 3/8	2 1/64	1 1/16	.80	4642	5	1 1/2
1 5/8	III	2 1/8	1 7/8	2 1/16	1 1/8	.95	4644	5	1 5/8
1 3/4	III	2 3/8	1 11/8	2 3/32	1 3/8	1.00	4646	5	1 3/4
1 7/8	III	2 1/2	1 11/4	2 1/4	1 1/2	1.15	4648	5	1 7/8

1/2" Square Drive 6 Point Deep									
Opening	Type	Length	Drive End	Opening End	Minimum Depth	Wt. Ea. Lbs.	Industrial Black	Std. Qty.	Opening
		A	B	C	D		Part No.		
3/8	I	3 1/4	15/16	5/8	5/32	.42	14612	5	3/8
7/16	I	3 1/4	15/16	45/64	7/32	.42	14614	5	7/16
1/2	I	3 1/4	15/16	25/32	17/64	.43	14616	5	1/2
9/16	I	3 1/4	15/16	55/64	2 1/64	.43	14618	5	9/16
5/8	II	3 1/4	—	15/16	3/8	.40	14620	5	5/8
11/16	II	3 1/4	—	1	2 35/64	.37	14622	5	11/16
3/4	II	3 1/4	—	1 1/64	2 1/2	.45	14624	5	3/4
13/16	II	3 1/4	—	1 1/32	2 1/2	.49	14626	5	13/16
7/8	II	3 1/4	—	1 1/32	2 3/4	.54	14628	5	7/8
15/16	II	3 1/4	—	1 1/64	2 27/64	.62	14630	5	15/16
1	III	3 1/2	1 1/32	1 25/64	2 15/64	.57	14632	5	1
1 1/16	III	3 1/2	1 1/64	1 1/16	2 1/32	.62	14634	5	1 1/16
1 1/8	III	3 1/2	1 1/64	1 1/8	2 1/8	.62	14636	5	1 1/8
1 1/4	III	3 1/2	1 1/64	1 3/4	2 9/32	.73	14638	5	1 1/4
1 1/2	III	3 1/2	1 1/64	1 11/64	2 1/32	.73	14640	5	1 1/2
1 5/8	III	3 3/8	1 1/64	2 1/64	2 1/16	.85	14642	5	1 5/8
1 3/4	III	3 3/8	1 1/32	2 1/16	2 3/64	.89	14644	5	1 3/4
1 7/8	III	3 3/8	1 1/32	2 3/32	2 1/2	.9	14646	5	1 7/8
1 9/8	III	3 3/8	1 1/32	2 1/4	2 1/2	1.0	14648	5	1 9/8

Item	Description	Wt. Ea. Lbs.	Part No.	Std. Pkg. Qty.
	1/2 U-Joint	.44	4140A	5
	1/2 F x 3/8M	.13	42A	5
	1/2 F x 3/4M	.44	46	5
	6" Extension	.67	4105A	5




IS6K

4616..... 1/2" 6 pt. Skt.	4624 3/4" 6 pt. Skt.
4618..... 9/16" 6 pt. Skt.	4626 13/16" 6 pt. Skt.
4620 5/8" 6 pt. Skt.	208R..... TWIST LOCK CLIP RAIL
4622 11/16" 6 pt. Skt.	



IS6KD

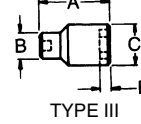
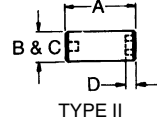
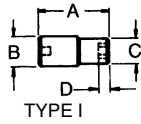
14616..... 1/2" 6 pt. Deep Skt.	14624..... 3/4" 6 pt. Deep Skt.
14618..... 9/16" 6 pt. Deep Skt.	14626..... 13/16" 6 pt. Deep Skt.
14620..... 5/8" 6 pt. Deep Skt.	208R..... TWIST LOCK CLIP RAIL
14622..... 11/16" 6 pt. Deep Skt.	



IS10KD

14614..... 7/16" 6 pt. Deep Skt.	14626..... 13/16" 6 pt. Deep Skt.
14616..... 1/2" 6 pt. Deep Skt.	14628..... 7/8" 6 pt. Deep Skt.
14618..... 9/16" 6 pt. Deep Skt.	14630..... 15/16" 6 pt. Deep Skt.
14620..... 5/8" 6 pt. Deep Skt.	14632..... 1" 6 pt. Deep Skt.
14622..... 11/16" 6 pt. Deep Skt.	213R..... TWIST LOCK CLIP RAIL
14624..... 3/4" 6 pt. Deep Skt.	

1/2" Drive Metric Socket Sets Power/Impact



1/2" Square Drive 6 Point Standard — Metric

Opening	Type	Length	Drive End	Opening End	Minimum Depth	Wt. Ea. Lbs.	Industrial Black	Std. Qty.	Opening
		A	B	C	D		Part No.		
13 mm	I	38.0 mm	24.7 mm	18.9 mm	8.0 mm	.17	4M613	5	13 mm
14 mm	I	38.0 mm	24.7 mm	20.3 mm	9.0 mm	.17	4M614	5	14 mm
15 mm	II	38.0 mm	24.7 mm	24.7 mm	9.0 mm	.17	4M615	5	15 mm
16 mm	II	38.0 mm	24.7 mm	24.7 mm	10.0 mm	.17	4M616	5	16 mm
17 mm	II	38.0 mm	26.3 mm	26.3 mm	11.0 mm	.17	4M617	5	17 mm
18 mm	II	38.0 mm	27.2 mm	27.2 mm	12.0 mm	.17	4M618	5	18 mm
19 mm	II	41.0 mm	29.5 mm	29.5 mm	12.0 mm	.09	4M619	5	19 mm
21 mm	II	41.0 mm	32.0 mm	32.0 mm	13.0 mm	.09	4M621	5	21 mm
22 mm	II	41.0 mm	33.0 mm	33.0 mm	14.0 mm	.09	4M622	5	22 mm
24 mm	II	41.0 mm	35.5 mm	35.5 mm	14.5 mm	.09	4M624	5	24 mm
27 mm	II	41.0 mm	39.6 mm	39.6 mm	14.5 mm	.09	4M627	5	27 mm

MIS6K

4M613..... 13 mm 6 pt. Std. Skt. 4M617..... 17 mm 6 pt. Std. Skt.
 4M614..... 14 mm 6 pt. Std. Skt. 4M618..... 18 mm 6 pt. Std. Skt.
 4M615..... 15 mm 6 pt. Std. Skt. 208B TWIST LOCK CLIP RAIL
 4M616..... 16 mm 6 pt. Std. Skt.



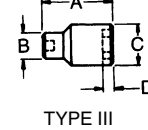
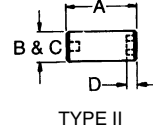
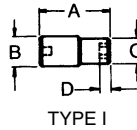
MIS11K

4M613..... 13 mm 6 pt. Std. Skt. 4M619..... 19 mm 6 pt. Std. Skt.
 4M614..... 14 mm 6 pt. Std. Skt. 4M621 21 mm 6 pt. Std. Skt.
 4M615..... 15 mm 6 pt. Std. Skt. 4M622 22 mm 6 pt. Std. Skt.
 4M616..... 16 mm 6 pt. Std. Skt. 4M624 24 mm 6 pt. Std. Skt.
 4M617..... 17 mm 6 pt. Std. Skt. 4M627 27 mm 6 pt. Std. Skt.
 4M618..... 18 mm 6 pt. Std. Skt. 213B TWIST LOCK CLIP RAIL





3/4" Drive Sockets & Attachments – Chrome



3/4" Square Drive 12 Point Standard Chrome

Opening	Type	Length	Drive End	Opening End	Minimum Depth	Wt. Ea. Lbs.	Chrome	Std. Qty.	Opening
		A	B	C	D		Part No.		
3/4	I	2	1 ¹⁹ / ₆₄	1 ¹⁹ / ₆₄	1/2	.40	H1224	5	3/4
13/16	II	2	—	1 ¹⁹ / ₆₄	1/2	.41	H1226	5	13/16
7/8	II	2	—	1 ¹¹ / ₃₂	1/2	.35	H1228	5	7/8
15/16	II	2	—	1 ³ / ₈	5/64	.43	H1230	5	15/16
1	II	2 ¹ / ₁₆	—	1 ¹ / ₁₆	5/64	.50	H1232	5	1
1 ¹ / ₁₆	III	2 ¹ / ₁₆	1 ¹ / ₁₆	1 ¹ / ₁₆	5/8	.57	H1234	5	1 ¹ / ₁₆
1 ¹ / ₈	III	2 ¹ / ₈	1 ¹ / ₁₆	1 ¹ / ₈	2 ¹ / ₃₂	.65	H1236	5	1 ¹ / ₈
1 ¹ / ₄	III	2 ¹ / ₁₆	1 ¹ / ₁₆	1 ¹ / ₄	2 ¹ / ₃₂	.59	H1238	5	1 ¹ / ₄
1 ¹ / ₄	III	2 ³ / ₁₆	1 ¹ / ₁₆	1 ³ / ₁₆	3/4	.78	H1240	5	1 ¹ / ₄
1 ¹ / ₁₆	III	2 ¹ / ₄	1 ¹ / ₁₆	1 ¹ / ₈	49/64	.79	H1242	3	1 ¹ / ₁₆
1 ³ / ₈	III	2 ¹ / ₄	1 ¹ / ₁₆	1 ¹ / ₈	25/32	.69	H1244	3	1 ³ / ₈
1 ¹ / ₈	III	2 ⁵ / ₁₆	1 ¹ / ₁₆	2 ¹ / ₆₄	7/8	.87	H1246	3	1 ¹ / ₈
1 ¹ / ₂	III	2 ⁵ / ₁₆	1 ³⁹ / ₆₄	2 ³ / ₃₂	55/64	.94	H1248	3	1 ¹ / ₂
1 ¹ / ₁₆	III	2 ⁵ / ₁₆	1 ¹⁹ / ₃₂	2 ³ / ₃₂	55/64	.91	H1250	3	1 ¹ / ₁₆
1 ³ / ₈	III	2 ³ / ₈	1 ¹⁹ / ₃₂	2 ⁵ / ₃₂	1	.98	H1252	3	1 ³ / ₈
1 ¹ / ₄	III	2 ¹ / ₁₆	1 ¹ / ₈	2 ¹ / ₃₂	1	1.00	H1254	3	1 ¹ / ₄
1 ¹ / ₄	III	2 ¹ / ₂	1 ² / ₃₂	2 ¹ / ₁₆	1 ¹ / ₃₂	1.23	H1256	3	1 ¹ / ₄
1 ¹ / ₁₆	III	2 ¹ / ₁₆	1 ³ / ₄	2 ³ / ₈	1 ¹ / ₈	1.31	H1258	3	1 ¹ / ₁₆
1 ¹ / ₈	III	2 ¹ / ₈	1 ³ / ₄	2 ¹ / ₃₂	1 ¹ / ₈	1.33	H1260	3	1 ¹ / ₈
2	III	3	1 ³ / ₄	2 ³⁹ / ₆₄	1 ¹ / ₃₂	1.54	H1264	1	2
2 ¹ / ₁₆	III	3 ¹ / ₃₂	1 ¹⁵ / ₁₆	2 ²³ / ₃₂	1 ¹ / ₃₂	2.13	H1266	1	2 ¹ / ₁₆
2 ¹ / ₈	III	3 ¹ / ₁₆	1 ¹⁵ / ₁₆	2 ⁵⁵ / ₆₄	1 ¹ / ₃₂	2.19	H1268	1	2 ¹ / ₈
2 ¹ / ₁₆	III	3 ¹ / ₁₆	1 ¹⁵ / ₁₆	2 ⁵⁵ / ₆₄	1 ³ / ₈	2.00	H1270	1	2 ¹ / ₁₆
2 ¹ / ₄	III	3 ¹ / ₁₆	2	3 ¹ / ₁₆	1 ³ / ₈	2.50	H1272	1	2 ¹ / ₄
2 ³ / ₈	III	3 ¹ / ₄	2	3 ¹ / ₁₆	1 ³ / ₈	2.16	H1276	1	2 ³ / ₈

Item	Description	Wt. Ea. Lbs.	Chrome Part No.	Black Part No.	Std. Pkg. Qty.	3/4" ATTACHMENTS
Flex Hdle.	21 ¹ / ₈ " Flexible Hdle.	5.63	H41A		1	
Flex Hdle.	21 ¹ / ₈ " Flexible Hdle.	5.63		BLKH41A	1	
Ratchet Repair Kit	20" Rev. Ratchet Ratchet Repair Kit	5.38 1.00	H51 H51RU		1 1	
Ratchet Repair Kit	24" Rev. Ratchet Ratchet Repair Kit	5.38 1.00		BLKH51 BLKH51RU	1 1	
Sliding T	17 ¹ / ₂ " Sliding Hd.	2.45	H20A		1	
Extension	3 ¹ / ₂ " Extension	1.27	H104		1	
Extension	8" Extension	2.25	H110		1	
Extension	16" Extension	3.13	H115		1	
Universal	U-Joint	1.08	H140		1	

3/4" Drive Socket Sets – Chrome

H12K

H1228 7/8" 12 pt. Skt.	H1246 17/16" 12 pt. Skt.
H1230 15/16" 12 pt. Skt.	H1248 1 1/2" 12 pt. Skt.
H1234 1 1/16" 12 pt. Skt.	H1252 1 5/8" 12 pt. Skt.
H1236 1 1/8" 12 pt. Skt.	H51 Rev. Ratchet
H1240 1 1/4" 12 pt. Skt.	H110 8" Extension
H1242 1 3/8" 12 pt. Skt.	96A METAL BOX
H1244 1 3/8" 12 pt. Skt.	



H17K

H1228 7/8" 12 pt. Skt.	H1252 1 5/8" 12 pt. Skt.
H1230 15/16" 12 pt. Skt.	H1256 1 3/4" 12 pt. Skt.
H1234 1 1/16" 12 pt. Skt.	H1258 1 3/4" 12 pt. Skt.
H1236 1 1/8" 12 pt. Skt.	H1260 1 7/8" 12 pt. Skt.
H1240 1 1/4" 12 pt. Skt.	H1264 2" 12 pt. Skt.
H1242 1 3/8" 12 pt. Skt.	H51 Rev. Ratchet
H1244 1 3/8" 12 pt. Skt.	H110 8" Extension
H1246 1 7/8" 12 pt. Skt.	H115 16" Extension
H1248 1 1/2" 12 pt. Skt.	237 METAL BOX



H20K

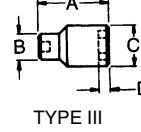
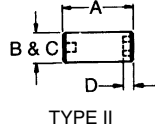
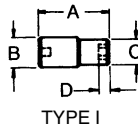
H51 Rev. Ratchet	H1242 1 5/8" 12 pt. Skt.
H104 3 1/2" Extension	H1244 1 3/8" 12 pt. Skt.
H110 8" Extension	H1246 1 7/8" 12 pt. Skt.
H41A 21 5/8" Flexible Hdle.	H1248 1 1/2" 12 pt. Skt.
H1228 7/8" 12 pt. Skt.	H1252 1 5/8" 12 pt. Skt.
H1230 15/16" 12 pt. Skt.	H1254 1 1/16" 12 pt. Skt.
H1232 1" 12 pt. Skt.	H1256 1 3/4" 12 pt. Skt.
H1234 1 1/16" 12 pt. Skt.	H1258 1 3/4" 12 pt. Skt.
H1236 1 1/8" 12 pt. Skt.	H1260 1 7/8" 12 pt. Skt.
H1240 1 1/4" 12 pt. Skt.	H1264 2" 12 pt. Skt.
	237 TOOL BOX



H22K

H51 Rev. Ratchet	H1240 1 1/4" 12 pt. Skt.
H104 3 1/2" Extension	H1242 1 5/8" 12 pt. Skt.
H110 8" Extension	H1244 1 3/8" 12 pt. Skt.
H115 16" Extension	H1246 1 7/8" 12 pt. Skt.
H140 Universal Joint	H1248 1 1/2" 12 pt. Skt.
H1228 7/8" 12 pt. Skt.	H1250 1 5/8" 12 pt. Skt.
H1230 15/16" 12 pt. Skt.	H1252 1 5/8" 12 pt. Skt.
H1232 1" 12 pt. Skt.	H1254 1 1/16" 12 pt. Skt.
H1234 1 1/16" 12 pt. Skt.	H1256 1 3/4" 12 pt. Skt.
H1236 1 1/8" 12 pt. Skt.	H1258 1 3/4" 12 pt. Skt.
	H1260 1 7/8" 12 pt. Skt.
	H1264 2" 12 pt. Skt.
	237 TOOL BOX





3/4" Square Drive 6 Point Standard

Opening	Type	Length	Drive End	Opening End	Minimum Depth	Wt. Ea. Lbs.	Industrial Black	Std. Qty.	Opening
							Part No.		
		A	B	C	D				
5/8	I	2 1/2	1 1/8	1 1/8	9/32	.65	6620	5	5/8
1 1/16	I	2 1/2	1 1/8	1 1/8	5/16	.66	6622	5	1 1/16
3/4	I	2 1/2	1 1/8	1 1/4	9/16	.67	6624	5	3/4
13/16	I	2 1/2	1 1/8	1 23/64	39/64	.75	6626	5	13/16
7/8	I	2 1/2	1 1/8	1 1/2	39/64	.91	6628	5	7/8
15/16	I	2 1/2	1 1/8	1 15/16	19/32	.77	6630	5	15/16
1	II	2 1/2	—	1 1/8	35/64	.85	6632	5	1
1 1/16	II	2 1/2	1 3/4	1 11/16	13/16	.83	6634	5	1 1/16
1 1/8	II	2 1/2	—	1 1/4	13/16	.92	6636	5	1 1/8
1 1/4	II	2 1/2	1 1/8	1 1/8	7/8	.94	6638	5	1 1/4
1 1/4	II	2 1/2	2	2	29/32	1.24	6640	3	1 1/4
1 1/2	II	2 1/2	2	2	49/64	1.38	6642	3	1 1/2
1 3/8	III	2 1/4	1 29/32	2 1/8	25/32	1.38	6644	3	1 3/8
1 7/16	III	2 1/4	1 29/32	2 1/8	51/64	1.33	6646	3	1 7/16
1 1/2	III	2 1/2	1 29/32	2 3/16	55/64	1.71	6648	3	1 1/2
1 15/16	III	2 1/2	1 29/32	2 13/32	55/64	1.80	6650	3	1 15/16
1 5/8	III	2 1/2	1 29/32	2 1/16	1	1.83	6652	3	1 5/8
1 11/16	III	2 1/2	1 29/32	2 1/8	1	1.90	6654	3	1 11/16
1 3/4	III	2 1/2	1 29/32	2 3/16	1	2.01	6656	3	1 3/4
1 13/16	III	2 1/2	1 29/32	2 1/8	1	2.16	6658	3	1 13/16
1 7/8	III	2 3/4	1 29/32	2 29/32	1 1/16	2.20	6660	3	1 7/8
1 15/16	III	2 3/4	1 29/32	2 13/16	1 1/16	2.25	6662	3	1 15/16
2	III	2 1/2	1 29/32	2 1/16	1 1/16	2.30	6664	3	2
2 1/16	III	2 1/8	1 29/32	2 1/32	1 35/64	—	6666	3	2 1/16
2 1/8	III	3 1/16	1 29/32	3 1/4	1 29/32	—	6668	3	2 1/8
2 3/16	III	3 1/16	1 29/32	3 3/4	1 13/16	—	6670	3	2 3/16
2 1/4	III	3 1/16	1 29/32	3 3/32	1 5/64	—	6672	3	2 1/4
2 3/8	III	3 1/4	1 29/32	3 3/8	2 1/16	—	6676	3	2 3/8
2 1/2	III	3 1/4	2 1/4	3 25/64	1 15/16	—	6678	3	2 1/2
2 5/8	III	3 1/4	2 1/4	3 17/32	1 13/16	—	6680	3	2 5/8








3/4" Square Drive 6 Point Deep Socket

Opening	Type	Length	Drive End	Opening End	Minimum Depth	Wt. Ea. Lbs.	Industrial Black	Std. Qty.	Opening
							Part No.		
		A	B	C	D				
3/4	I	3 1/2	1 1/8	1 15/64	21/64	1.10	16624	5	3/4
13/16	I	3 1/2	1 1/8	1 23/64	3/8	1.14	16626	5	13/16
7/8	I	3 1/2	1 1/8	1 1/2	9/8	1.24	16628	5	7/8
15/16	I	3 1/2	1 1/8	1 19/16	19/32	1.10	16630	5	15/16
1	II	3 1/2	—	1 1/8	35/64	1.30	16632	5	1
1 1/16	I	3 1/2	1 3/4	1 1/8	13/16	1.42	16634	5	1 1/16
1 1/8	I	3 1/2	1 3/4	1 11/16	13/16	1.39	16636	3	1 1/8
1 1/4	I	3 1/2	1 1/8	1 13/16	13/16	1.63	16638	3	1 1/4
1 1/4	II	3 1/2	2	1 13/16	29/32	1.58	16640	3	1 1/4
1 3/8	II	3 1/2	2	2	7/8	2.02	16642	3	1 3/8
1 3/8	III	3 1/2	1 29/32	2 1/8	7/8	2.13	16644	3	1 3/8
1 1/2	III	3 1/2	1 29/32	2 1/8	7/8	2.00	16646	3	1 1/2
1 1/2	III	3 1/2	1 29/32	2 3/16	55/64	2.33	16648	3	1 1/2
1 5/8	III	3 1/2	1 29/32	2 13/32	55/64	2.50	16650	3	1 5/8
1 5/8	III	3 1/2	1 29/32	2 1/16	55/64	2.70	16652	3	1 5/8
1 11/16	III	3 1/2	1 29/32	2 1/8	2 15/64	3.00	16654	3	1 11/16
1 3/4	III	3 1/2	1 29/32	2 1/16	2 15/64	3.20	16656	3	1 3/4
1 7/8	III	3 1/2	1 29/32	2 29/32	2 15/16	3.40	16660	3	1 7/8
2	III	3 3/4	1 29/32	2 15/16	2 25/16	4.00	16664	3	2
2 1/16	III	3 3/4	1 29/32	2 3/32	2 1/16	—	16666	3	2 1/16
2 1/8	III	3 3/4	1 29/32	3 1/4	2 1/16	—	16668	3	2 1/8
2 3/16	III	4 1/4	1 29/32	3 3/8	2 1/2	—	16670	3	2 3/16
2 1/4	III	4 1/4	1 29/32	3 3/4	2 1/2	—	16672	3	2 1/4
2 3/8	III	4 1/4	1 29/32	3 3/8	2 1/2	—	16676	3	2 3/8
2 1/2	III	4 1/4	2 1/4	3 25/64	2 1/2	—	16678	3	2 1/2
2 5/8	III	4 1/4	2 1/4	3 17/32	2 1/2	—	16680	3	2 5/8


3/4" Drive Power/Impact Attachments & Socket Sets




3/4" Drive Power/Impact Attachments

3/4" ATTACHMENTS	Item	Description	Wt. Ea. Lbs.	Part No.	Std. Pkg. Qty.
	Adaptor	3/4F x 1/2M	.06	64A	5
	Adaptor	3/4F x 1M	.06	67	5
	Extension	7" Extension	1.77	6107	5
	Extension	10" Extension	2.25	6110	5
	Extension	13" Extension	4.15	6113	5
	Universal Joint	4 1/16 Lgth. Max.	.77	6140A	5
	Ret Ring®	Fits Part No. 64A	.01	M10005S	1
	Ret Ring®	Fits Part No. 67	.01	M10032S	1
	Ret Ring®	Fits Part No. 6107	.01	M10032S	1
	Ret Ring®	Fits Part No. 6110	.01	M10032S	1
	Ret Ring®	Fits Part No. 6113	.01	M10032S	1
	Ret Ring®	Fits Part No. 6140A	.01	M10032S	1
	Ret Ring®	Fits Part No. 6620 - 6634	.01	M10032S	1
	Ret Ring®	Fits Part No. 6636	.01	M10034S	1
	Ret Ring®	Fits Part No. 6638 - 6664	.01	M18708S	1
	Ret Ring®	Fits Part No. 16624 - 16634	.01	M10032S	1
Ret Ring®	Fits Part No. 16636 - 16664	.01	M10034S	1	

3/4" Drive 6 Point Deep 8 Pieces

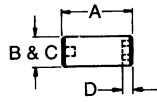
IH8K		
16628 7/8"	16636 1 1/8"	
16630 15/16"	16640 1 1/4"	
16632 1"	16642 1 3/8"	
16634 1 1/16"	16648 1 1/2"	

3/4" Drive 6 Point Standard 9 Pieces

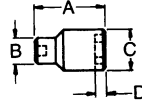
IH9K		
6624 3/4"	6634 1 1/8"	
6626 13/16"	6636 1 1/8"	
6628 7/8"	6638 1 3/8"	
6630 15/16"	6640 1 1/4"	
6632 1"		

Martin

1" Drive Chrome Sockets



TYPE II



TYPE III

1" Square Drive 12 Point Standard Chrome

Opening	Type	Length	Drive End	Opening End	Minimum Depth	Wt. Ea. Lbs.	Chrome	Std. Pkg. Qty.	Opening
		A	B	C	D		Part No.		
1 ¹ / ₁₆	II	2 ⁷ / ₃₂	1 ⁴ / ₆₄	1 ⁴ / ₆₄	5 ₁₆	.90	X1234	1	1 ¹ / ₁₆
1 ¹ / ₈	II	2 ⁷ / ₃₂	1 ¹ / ₁₆	1 ¹ / ₁₆	2 ¹ / ₃₂	.90	X1236	1	1 ¹ / ₈
1 ³ / ₁₆	II	2 ⁹ / ₃₂	1 ³ / ₄	1 ³ / ₄	2 ¹ / ₃₂	.90	X1238	1	1 ³ / ₁₆
1 ¹ / ₄	II	2 ⁷ / ₃₂	1 ⁹ / ₁₆	1 ⁹ / ₁₆	3 ₄	.90	X1240	1	1 ¹ / ₄
1 ⁵ / ₁₆	II	2 ¹ / ₃₂	1 ⁷ / ₈	1 ⁷ / ₈	4 ⁹ / ₆₄	.90	X1242	1	1 ⁵ / ₁₆
1 ³ / ₈	II	2 ⁷ / ₁₆	1 ³ / ₄	1 ¹ / ₁₆	2 ⁹ / ₃₂	.94	X1244	1	1 ³ / ₈
1 ⁷ / ₁₆	III	2 ¹ / ₂	1 ³ / ₄	2	7 ₈	.94	X1246	1	1 ⁷ / ₁₆
1 ¹ / ₂	III	2 ⁹ / ₁₆	1 ³ / ₄	2 ¹ / ₈	5 ⁵ / ₆₄	1.06	X1248	1	1 ¹ / ₂
1 ⁵ / ₈	III	2 ¹ / ₁₆	1 ³ / ₄	2 ¹ / ₄	1	1.06	X1252	1	1 ⁵ / ₈
1 ¹ / ₁₆	III	2 ³ / ₄	1 ⁹ / ₁₆	2 ³ / ₈	1	1.50	X1254	1	1 ¹ / ₁₆
1 ³ / ₄	III	2 ⁹ / ₁₆	1 ⁹ / ₁₆	2 ¹ / ₂	1 ³ / ₃₂	1.50	X1256	1	1 ³ / ₄
1 ⁹ / ₁₆	III	2 ⁷ / ₈	1 ⁹ / ₁₆	2 ⁷ / ₁₆	1 ¹ / ₈	1.63	X1258	1	1 ⁹ / ₁₆
1 ⁷ / ₈	III	2 ⁹ / ₁₆	2 ¹ / ₄	2 ³ / ₈	1 ¹ / ₈	1.94	X1260	1	1 ⁷ / ₈
1 ¹⁵ / ₁₆	III	3	2 ¹ / ₄	2 ³ / ₄	1 ⁷ / ₃₂	2.25	X1262	1	1 ¹⁵ / ₁₆
2	III	3	2 ¹ / ₄	2 ³ / ₄	1 ⁷ / ₃₂	2.19	X1264	1	2
2 ¹ / ₈	III	3 ¹ / ₁₆	2 ¹ / ₄	2 ¹⁵ / ₁₆	1 ³ / ₈	2.44	X1268	1	2 ¹ / ₈
2 ³ / ₁₆	III	3 ³ / ₈	2 ¹ / ₄	3	1 ³ / ₈	2.50	X1270	1	2 ³ / ₁₆
2 ¹ / ₄	III	3 ⁹ / ₁₆	2 ¹ / ₄	3 ¹ / ₁₆	1 ³ / ₈	2.38	X1272	1	2 ¹ / ₄
2 ⁵ / ₁₆	III	3 ¹ / ₄	2 ¹ / ₄	3 ⁵ / ₃₂	1 ³ / ₈	2.69	X1274	1	2 ⁵ / ₁₆
2 ³ / ₈	III	3 ⁹ / ₁₆	2 ¹ / ₄	3 ¹ / ₄	1 ³ / ₈	2.88	X1276	1	2 ³ / ₈
2 ⁷ / ₁₆	III	3 ³ / ₈	2 ¹ / ₄	3 ⁷ / ₁₆	1 ³ / ₈	2.88	X1278	1	2 ⁷ / ₁₆
2 ¹ / ₂	III	3 ⁷ / ₁₆	2 ¹ / ₄	3 ³ / ₈	1 ³ / ₈	3.00	X1280	1	2 ¹ / ₂
2 ⁹ / ₁₆	III	3 ¹ / ₂	2 ¹ / ₄	3 ³ / ₈	1 ¹ / ₂	3.13	X1282	1	2 ⁹ / ₁₆
2 ⁵ / ₈	III	3 ⁹ / ₁₆	2 ¹ / ₄	3 ⁷ / ₁₆	1 ³ / ₄	3.63	X1284	1	2 ⁵ / ₈
2 ³ / ₄	III	3 ¹ / ₁₆	2 ⁵ / ₆₄	3 ²³ / ₃₂	1 ³ / ₄	4.63	X1288	1	2 ³ / ₄
2 ¹⁵ / ₁₆	III	3 ³ / ₄	2 ⁴⁹ / ₆₄	3 ⁴⁹ / ₆₄	1 ³ / ₄	5.13	X1290	1	2 ¹⁵ / ₁₆
2 ¹⁵ / ₁₆	III	3 ³ / ₈	2 ⁴⁹ / ₆₄	3 ⁵¹ / ₆₄	2	5.25	X1294	1	2 ¹⁵ / ₁₆
3	III	3 ⁹ / ₁₆	2 ⁴⁹ / ₆₄	4 ¹ / ₆₄	2	5.56	X1296	1	3
3 ¹ / ₈	III	4 ¹ / ₁₆	2 ⁴⁹ / ₆₄	4 ¹ / ₆₄	2 ¹ / ₆₄	5.25	X12100	1	3 ¹ / ₈
3 ³ / ₈	III	4 ¹ / ₁₆	2 ⁴⁹ / ₆₄	4 ¹⁷ / ₃₂	2 ¹ / ₆₄	6.31	X12108	1	3 ³ / ₈
3 ¹ / ₂	III	4 ¹ / ₁₆	2 ⁴⁹ / ₆₄	4 ¹ / ₁₆	2 ¹ / ₆₄	6.50	X12112	1	3 ¹ / ₂

Martin Heavy Duty Chrome Hand Tool Sockets are Manufactured to Extremely Close Tolerances of American Alloy Steel. The 12 Point Broach Opening Provides a Secure Fit for Absolute Tightening and Loosening.

WARNING: Only Power Impact Sockets Should Be Used on Pneumatic or Electric Impact Wrenches. Never Use Chrome Sockets.

1" Drive Attachments & Socket Set

1" Drive Attachments

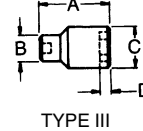
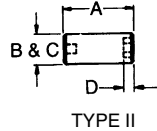
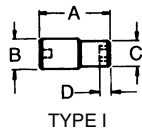
Item	Description	Wt. Ea. Lbs.	Chrome Part No.	Black Part No.	Std. Pkg. Qty.	1" ATTACHMENTS
Ratchet	30" Rev. Ratchet	7.94	X51		1	
Repair Kit	Ratchet Repair	1.13	X51RU		1	
Ratchet	30" Rev. Ratchet	7.94		BLKX51	1	
Repair Kit	Ratchet Repair	1.13		BLKX51RU	1	
Extension	8" Extension	2.31	X108		1	
Extension	17" Extension	4.31	X117		1	
Flex Handle	26" Flexible Hdle.	8.19	X41A		1	

X21K

X1246 1 ¹ / ₁₆ " 12 pt. Std. Skt.	X1276 2 ³ / ₁₆ " 12 pt. Std. Skt.	
X1248 1 ¹ / ₂ " 12 pt. Std. Skt.	X1280 2 ¹ / ₂ " 12 pt. Std. Skt.	
X1252 1 ⁵ / ₁₆ " 12 pt. Std. Skt.	X1284 2 ⁵ / ₁₆ " 12 pt. Std. Skt.	
X1254 1 ¹ / ₄ " 12 pt. Std. Skt.	X1288 2 ³ / ₄ " 12 pt. Std. Skt.	
X1256 1 ³ / ₄ " 12 pt. Std. Skt.	X1294 2 ⁵ / ₁₆ " 12 pt. Std. Skt.	
X1258 1 ⁹ / ₁₆ " 12 pt. Std. Skt.	X12100 3 ¹ / ₁₆ " 12 pt. Std. Skt.	
X1260 1 ⁷ / ₈ " 12 pt. Std. Skt.	X51 Reversible Ratchet	
X1264 2" 12 pt. Std. Skt.	X108 8" Extension	
X1268 2 ¹ / ₈ " 12 pt. Std. Skt.	X117 17" Extension	
X1270 2 ³ / ₁₆ " 12 pt. Std. Skt.	X41A Flexible Handle	
X1272 2 ¹ / ₄ " 12 pt. Std. Skt.	299 METAL BOX	

Martin Heavy Duty Power Impact Sockets are Specially Designed for Use with All Types of Power Wrenches. All Sockets are Hot Forged from the Finest Alloy Steels for Maximum Strength and Durability. Heat Treated by Carefully Controlled Methods, the Sockets are Accurately Broached in 6 Point Openings. All Power Impact Sockets are Finished in Rust Resistant Black Oxide.

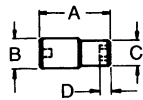
WARNING: Only Power Impact Sockets Should Be Used on Pneumatic or Electric Impact Wrenches. Never Use Chrome Sockets.



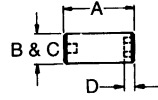
1" Drive 6 Point Standard

Opening	Type	Length	Drive End	Opening End	Minimum Depth	Wt. Ea. Lbs.	Industrial Black	Std. Pkg. Qty.	Opening
		A	B	C	D		Part No.		
3/4	I	2 1/4	2	1 1/16	1 1/4	1.13	7624	1	3/4
13/16	I	2 1/4	2	1 1/16	1 1/4	1.00	7626	1	13/16
7/8	I	2 13/32	2	1 1/32	45/64	1.06	7628	1	7/8
15/16	I	2 7/16	2	1 1/16	23/32	1.06	7630	1	15/16
1	I	2 17/32	2	1 2/32	49/64	1.19	7632	1	1
1 1/16	I	2 7/16	2	1 3/4	13/64	1.25	7634	1	1 1/16
1 1/8	I	2 9/16	2	1 13/16	27/64	1.25	7636	1	1 1/8
1 3/16	II	2 1 1/16	—	2 1/16	29/32	1.50	7638	1	1 3/16
1 1/4	II	2 1 1/16	—	2 1/16	29/32	1.50	7640	1	1 1/4
1 5/16	II	2 1 1/16	—	2 1/16	49/64	1.44	7642	1	1 5/16
1 3/8	III	2 1 1/16	2 1/8	2 1/4	49/64	1.69	7644	1	1 3/8
1 7/16	III	2 1 1/16	2 1/8	2 1/4	59/64	1.63	7646	1	1 7/16
1 1/2	III	2 1 1/16	2 1/8	2 1/4	59/64	1.56	7648	1	1 1/2
1 9/16	III	2 1 1/16	2 1/4	2 1/2	1	1.75	7650	1	1 9/16
1 5/8	III	2 1 1/16	2 1/4	2 1/2	1	1.81	7652	1	1 5/8
1 11/16	III	2 1 1/16	2 1/4	2 1/2	1	1.88	7654	1	1 11/16
1 3/4	III	2 1 1/16	2 7/16	2 3/4	1	2.50	7656	1	1 3/4
1 13/16	III	2 1 1/16	2 7/16	2 3/4	1 1/16	2.50	7658	1	1 13/16
1 7/8	III	2 3/16	2 7/16	2 3/4	1 1/16	2.56	7660	1	1 7/8
1 15/16	III	3	2 7/16	2 59/64	1 1/16	3.00	7662	1	1 15/16
2	III	3	2 7/16	2 59/64	1 11/64	2.88	7664	1	2
2 1/16	III	3	2 7/16	2 59/64	1 11/64	2.81	7666	1	2 1/16
2 1/8	III	3	2 7/16	3 1/4	1 13/64	3.63	7668	1	2 1/8
2 1/16	III	3 3/16	2 7/16	3 1/4	1 19/32	3.38	7670	1	2 1/16
2 1/4	III	3 3/16	2 7/16	3 1/4	1 19/32	3.19	7672	1	2 1/4
2 3/16	III	3 3/16	2 7/16	3 1/2	1 1/16	3.88	7674	1	2 3/16
2 3/8	III	3 1/4	2 7/16	3 1/2	1 13/64	3.75	7676	1	2 3/8
2 7/16	III	3 3/32	2 7/16	3 1/2	1 3/8	3.44	7678	1	2 7/16
2 1/2	III	3 3/16	2 7/16	3 1/2	1 1/2	3.78	7680	1	2 1/2
2 9/16	III	3 15/32	2 3/4	3 5/8	1 1/4	4.90	7682	1	2 9/16
2 5/8	III	3 15/32	2 3/4	3 59/64	1 1/4	4.95	7684	1	2 5/8
2 11/16	III	3 15/32	2 3/4	3 59/64	1 1/2	4.88	7686	1	2 11/16
2 3/4	III	3 7/16	2 3/4	3 59/64	1 3/4	4.94	7688	1	2 3/4
2 13/16	III	3 1 1/16	2 3/4	4 1/64	1 3/4	5.01	7690	1	2 13/16
2 7/8	III	3 3/4	2 3/4	4	1 3/4	5.30	7692	1	2 7/8
2 15/16	III	3 3/4	2 3/4	4 1/64	2	5.56	7694	1	2 15/16
3	III	3 3/8	2 3/4	4 1 1/64	2	5.75	7696	1	3
3 1/8	III	3 13/16	2 3/4	4 1 1/64	2 13/64	5.63	76100	1	3 1/8
3 1/4	III	4 1/16	2 3/4	4 35/64	2	6.19	76104	1	3 1/4
3 5/8	III	4 3/16	2 3/4	4 17/32	2 13/64	7.06	76108	1	3 5/8
3 1/2	III	4 3/16	2 3/4	4 1 1/16	2 13/64	7.25	76112	1	3 1/2

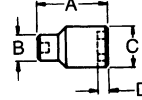
1" Drive Power/Impact Deep/Attachments



TYPE I



TYPE II

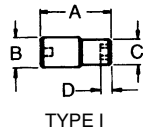


TYPE III

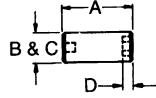
1" Drive 6 Point Deep

Opening	Type	Length	Drive End	Opening End	Minimum Depth	Wt. Ea. Lbs.	Industrial Black	Std. Pkg. Qty.	Opening
		A	B	C	D		Part No.		
3/4	I	3	2	1 1/16	23/64	2.25	17624	1	3/4
13/16	I	3	2	1 1/16	27/64	2.38	17626	1	13/16
7/8	I	3	2	1 1/32	39/64	2.41	17628	1	7/8
15/16	I	3	2	1 9/16	23/32	2.43	17630	1	15/16
1	I	3	2	1 1/2	23/32	2.38	17632	1	1
1 1/16	I	3	2	1 1/4	3/4	2.38	17634	1	1 1/16
1 1/8	I	3	2	1 3/16	13/16	2.39	17636	1	1 1/8
1 3/16	II	3	—	2 1/16	7/8	2.33	17638	1	1 3/16
1 1/4	II	3	—	2 1/16	29/32	2.31	17640	1	1 1/4
1 5/16	II	3	—	2 1/16	15/16	2.25	17642	1	1 5/16
1 3/8	III	3	2 1/8	2 1/4	49/64	2.10	17644	1	1 3/8
1 7/16	III	3	2 1/8	2 1/4	49/64	2.25	17646	1	1 7/16
1 1/2	III	4	2 1/8	2 1/4	55/64	2.75	17648	1	1 1/2
1 9/16	III	4	2 1/4	2 1/2	55/64	2.83	17650	1	1 9/16
1 5/8	III	4	2 1/4	2 1/2	1	2.84	17652	1	1 5/8
1 11/16	III	4	2 1/8	2 3/4	1	3.46	17654	1	1 11/16
1 3/4	III	4 1/16	2 1/8	2 3/4	1	3.46	17656	1	1 3/4
1 15/16	III	4 1/8	2 1/8	2 3/4	1	3.81	17658	1	1 15/16
1 7/8	III	4 3/16	2 1/8	2 3/4	1 1/16	3.85	17660	1	1 7/8
1 15/16	III	4 1/4	2 1/8	2 3/4	1 1/8	4.80	17662	1	1 15/16
2	III	4 5/16	2 1/8	2 3/4	1 1/8	4.52	17664	1	2
2 1/16	III	4 3/8	2 1/8	2 3/4	1 1/4	4.73	17666	1	2 1/16
2 1/8	III	4 7/16	2 1/8	3 1/4	1 1/4	5.00	17668	1	2 1/8
2 1/4	III	4 1/2	2 1/8	3 1/4	1 3/8	5.60	17670	1	2 1/4
2 3/8	III	4 5/8	2 1/8	3 1/4	1 1/2	5.30	17672	1	2 3/8
2 1/2	III	4 3/4	2 1/8	3 1/2	1 5/8	5.90	17674	1	2 1/2
2 5/8	III	4 7/8	2 1/8	3 3/4	1 3/4	6.50	17676	1	2 5/8

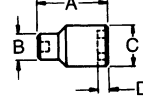
1" POWER OR IMPACT ATTACHMENTS	Item	Description	Wt. Ea. Lbs.	Part No.	Std. Pkg. Qty.
	Adaptor	1F x 3/4M	1.00	76	1
	Adaptor	1F x 1 1/2M	1.00	77	1
	Universal	Max Length 4.5"	3.04	7140A	1
	Extension	7" Extension	3.56	7107	1
	Extension	10" Extension	6.00	7110	1
	Extension	13" Extension	8.50	7113	1
	Ret Ring®	Fits Part No. 76	.01	M10008S	1
	Ret Ring®	Fits Part No. 77, 7140A, 7107, 7110, 7113	.01	M10010S	1
	Ret Ring®	Fits Part No. 7624 - 7642	.01	M10008S	1
	Ret Ring®	Fits Part No. 7644 - 7648	.01	M10010S	1
	Ret Ring®	Fits Part No. 7650 - 7654	.01	M10015S	1
	Ret Ring®	Fits Part No. 7656 - 7680	.01	M10016S	1
	Ret Ring®	Fits Part No. 7684 - 7696	.01	M10017S	1
	Ret Ring®	Fits Part No. 76100 - 76112	.01	M10017S	1
	Ret Ring®	Fits Part No. 17624 - 17642	.01	M10008S	1
	Ret Ring®	Fits Part No. 17644 - 17648	.01	M10010S	1
	Ret Ring®	Fits Part No. 17650 - 17652	.01	M10015S	1
	Ret Ring®	Fits Part No. 17654 - 17676	.01	M10016S	1



TYPE I



TYPE II



TYPE III



1½" Drive 6 Point Standard


Opening	Type	Length	Drive End	Opening End	Minimum Depth	Wt. Ea. Lbs.	Industrial Black	Std. Pkg. Qty.	Opening
		A	B	C	D		Part No.		
1½	I	3½	3¼	2½	¾	5.70	8644	1	1½
1½	I	3½	3¼	2¼	¾	5.70	8646	1	1½
1½	I	3½	3¼	2½	5⁄8	5.70	8648	1	1½
1½	I	3½	3¼	2½	5⁄8	5.70	8650	1	1½
1½	I	3½	3¼	3	5⁄8	5.70	8652	1	1½
1½	I	3¾	3¼	3	5⁄8	5.70	8654	1	1½
1¾	I	3¾	3¼	3¾	5⁄8	5.70	8656	1	1¾
1¾	I	3¾	3¼	3¾	1	5.70	8658	1	1¾
1¾	I	3¾	3¼	3¾	1½	5.70	8660	1	1¾
1¾	I	3½	3¼	3¾	1½	5.70	8662	1	1¾
2	II	3½	3¼	3¼	1½	5.70	8664	1	2
2	III	3½	3¼	3¼	1½	5.70	8666	1	2
2	III	3½	3¼	3½	1½	6.30	8668	1	2
2	III	3½	3¼	3½	1½	6.40	8670	1	2
2	III	3¾	3¼	3¾	1½	6.80	8672	1	2
2	III	3¾	3¼	3¾	1½	7.20	8674	1	2
2	III	3¾	3¼	3¾	1½	7.60	8676	1	2
2	III	3¾	3¼	3¾	1½	7.90	8678	1	2
2	III	4	3¼	3¾	1½	8.20	8680	1	2
2	III	4	3¼	4	1½	8.50	8682	1	2
2	III	4½	3¼	4	1½	8.80	8684	1	2
2	III	4½	3¼	4½	1½	8.90	8686	1	2
2	III	4½	3¼	4½	1½	9.10	8688	1	2
2	III	4¾	3¼	4½	1½	9.30	8690	1	2
2	III	4¾	3¼	4½	1½	9.50	8692	1	2
2	III	4½	3¼	4½	1½	9.80	8694	1	2
3	III	4½	3¼	4½	1½	9.90	8696	1	3
3	III	4¾	3¼	4¾	1½	12.70	8698	1	3
3	III	4¾	3¼	4¾	1½	12.70	86100	1	3
3	III	4¾	3¼	4¾	1½	12.50	86102	1	3
3	III	4¾	3¼	5	1½	14.00	86104	1	3
3	III	4¾	3¼	5	1½	13.70	86106	1	3
3	III	4¾	3¼	5	1½	13.40	86108	1	3
3	III	4¾	3¼	5	1½	13.50	86110	1	3
3	III	4¾	3¼	5½	1½	13.90	86112	1	3
3	III	5	3¼	5½	1½	14.40	86114	1	3
3	III	5	3¼	5½	1½	15.00	86116	1	3
3	III	5	3¼	5½	1½	14.70	86118	1	3
3	III	5	3¼	5½	1½	14.70	86120	1	3
3	III	5½	3¼	5½	1½	16.00	86122	1	3
3	III	5½	3¼	5½	1½	15.50	86124	1	3
3	III	5½	3¼	5½	1½	18.40	86126	1	3
4	III	5½	3¼	5½	1½	18.00	86128	1	4
4	III	5½	3¼	5½	1½	17.50	86130	1	4
4	III	5½	3¼	6	1½	20.20	86132	1	4
4	III	5½	3¼	6	1½	19.70	86134	1	4
4	III	5½	3¼	6	1½	19.20	86136	1	4
4	III	5½	3¼	6½	1½	22.00	86138	1	4
4	III	5½	3¼	6½	1½	21.60	86140	1	4
4	III	5½	3¼	6½	1½	21.00	86142	1	4
4	III	6	3¼	6½	1½	23.60	86144	1	4
4	III	6	3¼	6½	1½	23.60	86148	1	4
4	III	6	3¼	6½	1½	22.50	86152	1	4

1½" Attachments

1½" DRIVE ATTACHMENTS	Item	Description	Wt. Ea. Lbs.	Industrial Black	Std. Pkg. Qty.
				Part No.	
	Adaptor Universal	1½" F × 1M Max. length 8.25"	3.40	87A	1
				8140A	1
	Extension	8" Extension	8.80	8108	1
	Extension	12" Extension	12.10	8112	1
	Extension	15" Extension	14.40	8115	1
	Ret Ring®	Fits Part No. 87A - 8670	.01	M10020S	1
	Ret Ring®	Fits Part No. 8672 - 86152	.01	M10025S	1


Hammers

Only *Martin* Provides This Added Warranty —
If a Hammer Head Should Loosen at Any Time,
Return It for Handle Replacement or a New Hammer.



Standard Ball Peen — G Series — Wood and Fiberglass Handles

Head Weight	Overall Length	Head Length	Bell Dia.	Face	Peen	Replacement Handle		Weight With Handle	Industrial Black Head Finish		Std. Pkg. Qty.	Head Weight
						Wood	Fiberglass Kit		Wood Handle	Fiberglass Handle		
2 oz.	9½	2¼	⅝	⅝	17/32	HH49		.25	101G		6	2 oz.
4 oz.	9½	2½	¾	¾	⅝	HH50		.37	102G		6	4 oz.
8 oz.	11½	3⅜	1⅜	1⅜	25/32	HH53		.66	103G		6	8 oz.
12 oz.	13¼	3¾	1⅞	1⅞	19/16	HH59		1.0	104G		6	12 oz.
1 lb.	14¼	4	1⅞	9/8	1	HH59	HH105106FG	1.3	105G	105FG	6	1 lb.
1¼ lb.	14½	4⅞	1⅞	1 1/8	1 1/4	HH59	HH105106FG	1.5	106G	106FG	6	1¼ lb.
1½ lb.	14¾	4⅞	1 21/64	1 1/4	1 1/8	HH66	HH107FG	1.8	107G	107FG	6	1½ lb.
2 lb.	15¼	5	1½	1 1/2	1 1/4	HH66	HH108FG	2.4	108G	108FG	4	2 lb.
2½ lb.	16¼	5⅞	1 21/32	1 27/64	1 23/64	HH69	HH109110FG	3.0	109G	109FG	4	2½ lb.
3 lb.	16¾	5⅞	1 23/32	1 15/32	1 15/32	HH71	HH109110FG	3.4	110G	110FG	4	3 lb.

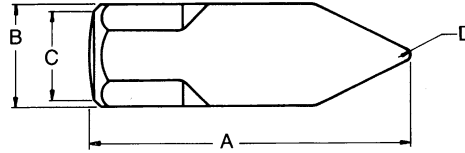


Utility Ball Peen — D Series

Head Weight	Overall Length	Head Length	Bell Dia.	Face	Peen	Replacement Handle	Weight With Handle	Shot Blasted Head Finish	Std. Pkg. Qty.	Head Weight
								Part No.		
8 oz.	12	3⅜	1⅜	1⅜	25/32	HH53	.66	63D	6	8 oz.
12 oz.	12	3¾	1⅞	1⅞	15/16	HH59	1.0	64D	6	12 oz.
1 lb.	14¼	4	1⅞	9/8	1	HH59	1.3	65D	6	1 lb.
1¼ lb.	14½	4⅞	1⅞	1 1/8	1 1/4	HH59	1.5	66D	6	1¼ lb.
1½ lb.	14¾	4⅞	1 21/64	1 1/4	1 1/8	HH66	1.8	67D	6	1½ lb.
2 lbs.	15¼	5	1½	1 1/2	1 1/4	HH66	2.4	68D	4	2 lbs.
2½ lbs.	16¼	5⅞	1 21/32	1 27/64	1 23/64	HH69	3.0	69D	4	2½ lbs.
3 lbs.	16¾	5⅞	1 23/32	1 15/32	1 15/32	HH71	3.4	70D	4	3 lbs.

Always wear eye protection. A hammer blow should always be struck squarely. Avoid glancing blows. Never use hammers, punches or chisels with "mushroomed" heads.

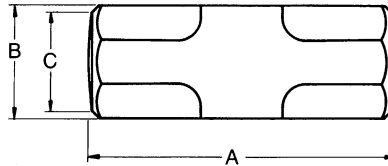
Only *Martin* Provides This Added Warranty —
If a Hammer Head Should Loosen at Any Time,
Return It for Handle Replacement or a New Hammer.



Always wear eye protection. A hammer blow should always be struck squarely. Avoid glancing blows. Never use hammers, punches or chisels with "mushroomed" heads.

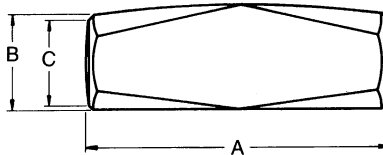
Cross Peen Engineer / Blacksmith Hand

Head Weight	Overall Length	Head Length	Bell Dia.	Face	Peen	Replacement Handle	Weight With Handle	Industrial Black Head Finish	Std. Pkg. Qty.	Head Weight	
		A	B	C	D			Part No.			
2 lbs.	15½	4¾	1½	1½ ₃₂	¾R	HH45	2.7	121G	4	2 lb.	
2½ lbs	15½	5¼ ₁₆	1½ ₁₆	1½ ₃₂	¾R	HH45	3.2	122G	4	2½ lb.	
3 lbs.	15½	5¼	1½	1 ²⁵ / ₆₄	¼R	HH45	3.7	123G	4	3 lb.	



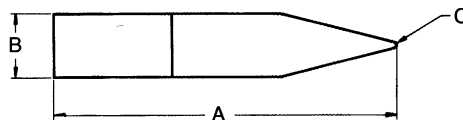
Double Faced Engineer's / Blacksmith

Head Weight	Overall Length	Head Length	Bell Dia.	Face	Replacement Handle	Weight With Handle	Industrial Black Head Finish	Std. Pkg. Qty.	Head Weight	
		A	B	C			Part No.			
2 lbs.	15½	4	1½	1½ ₃₂	HH45	2.7	141G	4	2 lb.	
2½ lbs	15½	4½	1½	1½ ₃₂	HH45	3.2	142G	4	2½ lb.	
3 lbs.	15½	5¼ ₁₆	1½ ₁₆	1½ ₃₂	HH45	3.7	143G	4	3 lb.	



Hand Drilling

Head Weight	Overall Length	Head Length	Bell Dia.	Face	Replacement Handle	Weight With Handle	Industrial Black Head Finish	Std. Pkg. Qty.	Head Weight	
		A	B	C			Part No.			
2 lbs.	10½	4¼ ₁₆	1½	1½ ₃₂	HH92	2.6	192G	4	2 lbs.	
3 lbs.	10½	4¾	1½	1½ ₃₂	HH92	3.6	193G	4	3 lbs.	
4 lbs.	10½	4¾	1½	1 ²⁵ / ₆₄	HH92	4.4	194G	4	4 lbs.	

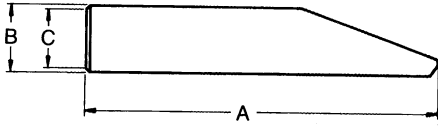


Scaling Hammer (Boiler Pick)

Head Weight	Overall Length	Head Length	Face Length	Face Radius	Replacement Handle	Weight with Handle Lbs.	Industrial Black Head Finish	Std. Pkg. Qty.	Head Weight	
		A	B	C			Part No.			
1 lb.	14	5¼ ₁₆	1½ ₃₂	¼ ₁₆	HH59	1.4	132G	6	1 lb.	

Hammers

Only *Martin* Provides This Added Warranty —
If a Hammer Head Should Loosen at Any Time,
Return It for Handle Replacement or a New Hammer.



Always wear eye protection. A hammer blow should always be struck squarely. Avoid glancing blows. Never use hammers, punches or chisels with "mushroomed" heads.

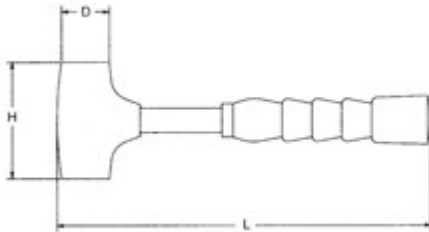
Setting Paneing Hammer

Head Weight	Overall Length	Head Length	Head Width	Face Width	Replacement Handle	Weight with Handle Lbs.	Industrial Black Head Finish	Std. Pkg. Qty.	Head Weight
		A	B	C			Part No.		
12 oz.	13½	4 ¹³ / ₁₆	7/ ₈	¾	HH801	1.1	30G	6	12 oz.
1 lb.	13½	5 ¹ / ₁₆	1 ¹ / ₁₆	1 ¹ / ₁₆	HH801	1.4	31G	6	1 lb.



Sledge Hammer

Head Weight	Head Length	Face Width	Handle Length	Replacement Handle	Weight with Handle Lbs.	Industrial Black Head Finish	Std. Pkg. Qty.	Head Weight
						Part No.		
4 lbs.	5¼	1 ¹³ / ₁₆	32	HH418	4.3	S844SH	5	4 lbs.
6 lbs.	6	2 ¹ / ₈	32	HH6810	7.1	S846H	5	6 lbs.
8 lbs.	6½	2¼	32	HH6810	9.1	S848H	5	8 lbs.
10 lbs.	7	2½	32	HH6810	11.1	S8410H	5	10 lbs.
12 lbs.	7½	2 ⁵ / ₈	34	HH1216	13.2	S8412H	5	12 lbs.
16 lbs.	8¼	2 ⁷ / ₈	34	HH1216	17.2	S8416H	4	16 lbs.



Surface protective, non-marring and non-sparking brass head provides a lot of driving power in a compact hammer. Standard Super Grip (SG) requires less "squeeze" when swinging heavy hammer, reducing strain and fatigue. Ideal for use with heavy gloves.

Brass Hammers

Part No.	Approx. Head Wt.	Std. Pkg.	Ship. Wt.	D	H	L
HSB15	1.5 lb.	5	2.01 lb.	1/1.25	3.5	12
HSB25	2.5 lb.	2	2.72 lb.	1.25/1.5	3.5	12
HSB4	3.5 lb.	2	3.85 lb.	1.65/1.78	3.7	12



Dead Blow Hammers

Part No.	Approx. Head Wt.	Std. Pkg.	Ship. Wt.	D	H	L
HPD1	1.25 lb.	5	1.85 lb.	1.6/2.1	3.9	11
HPD2	1.5 lb.	5	2.10 lb.	2.05/2.4	4.3	12
HPD3	2.2 lb.	2	2.71 lb.	2.4/2.7	4.7	12
HPD4	2.9 lb.	2	3.50 lb.	2.75/3.1	5	13

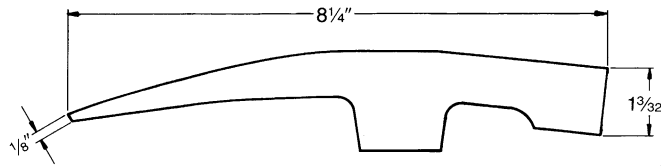


Shot loaded head produces the most complete dead blow effect (no rebound) ever offered for 30% more striking force than conventional hammers. Fiberglass handle and pliable Standard Super Grip combine with the dead blow effect to reduce effort, strain, vibration and noise.

Martin

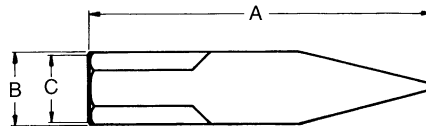
Hammers

Only *Martin* Provides This Added Warranty —
If a Hammer Head Should Loosen at Any Time,
Return It for Handle Replacement or a New Hammer.



Always wear eye protection. A hammer blow should always be struck squarely. Avoid glancing blows. Never use hammers, punches or chisels with "mushroomed" heads.

	Brick Hammer						
	Head Weight	Overall Length	Replacement Handle Kit	Weight with Handle Lbs.	Industrial Black Head Finish	Std. Pkg. Qty.	Head Weight
	1 1/2 lbs.	11	HH173FG	2.0	Part No. 173	6	1 1/2 lb.



	Tinner's Riveting Hammer									
	Head Weight	Overall Length	Head Length	Head Width	Face Width	Replacement Handle	Weight with Handle Lbs.	Industrial Black Head Finish	Std. Pkg. Qty.	Head Weight
			A	B	C			Part No.		
4 oz.	9 1/4	3 11/16	9/16	15/32	HH50	.38	25G	6	4 oz.	
8 oz.	11	4 1/4	3/4	21/32	HH53	.76	26G	6	8 oz.	
12 oz.	13 1/2	4 3/4	29/32	29/32	HH801	1.1	27G	6	12 oz.	
1 lb.	14	5 1/8	31/32	27/32	HH801	1.4	28G	6	1 lb.	

	Hickory Hammer Handles			
	Part Number	Std. Pkg. Qty.	Approx. Length	Use For
	HH42A18 HH42B HH45 HH49	12 12 12 12	18 12 16 9 3/4	165 Body Hammer All Body Hammers (Except 165 & 155) Cross Peen and Double Face Eng. and 155 2 oz. Ball Peen
HH50 HH53 HH59 HH59	12 12 12 12	10 12 14 1/2 14 1/2	4 oz. Ball Peen/4 oz. Riveting 8 oz. Ball Peen/8 oz. Riveting 12 oz. Ball Peen 1 lb., 1 1/4 lb. Ball Peen	
HH66 HH69 HH71 HH92	12 12 12 12	16 17 17 10 1/2	1 1/2, 2 lb. Ball Peen 2 1/2 lb. Ball Peen 3 lb. Ball Peen All Hand Drilling	
HH801 HH418 HH6810 HH1216	12 12 12 12	13 3/4 32 33 35	12 & 16 oz. Riveting and Settling 4 lb. Sledge 6, 8 & 10 lb. Sledge 12 & 16 lb. Sledge	






	Fiberglass Replacement Handle Kits			
	Part Number	Std. Pkg. Qty.	Approx. Length	Use For
	HH105106FG HH107FG HH108FG HH109110FG	1 1 1 1	13 14 16 16	1 lb. and 1 1/4 lb. Ball Peen — G Series 1 1/2 lb. Ball Peen — G Series 2 lbs. Ball Peen — G Series 2 1/2 lb. and 3 lb. Ball Peen — G Series
HH173FG	1	12 1/2	1 1/2 lbs. Brick Hammer	
HHBFFG	1	12	All Body Hammers with 12" Handle	

Screwdrivers

- Ergonomically & Accurately Sized Cellulose Acetate Handles.
- Rugged, Impact and Chemical Resistant.
- Color Coded Inlays for Easy Identification.
- Forged Nickel-Chrome Molybdenum Alloy Blades.
- Serrated Faces to Resist Slipping.
- Bright Zinc Plate to Resist Corrosion.
- All drivers meet or exceed ANSI/ASME standards and specifications for hardness and torque



WARNING: Acetate handles are not intended to act as insulation. Never use screwdrivers as prybars or chisels.

		Cabinet and Electrical Screwdrivers					
		Blade Length	Blade Width	Type	Wt. Ea. Lbs.	Part No.	Std. Pkg. Qty.
 <p>NARROW TIP, ROUND SHANK</p>	4	3/16	Cabinet	.14	SDE4-1	6	
	6	3/16	Electrical	.15	SDE6-1	6	
	8	3/16	Electrical	.16	SDE8-1	6	
		Mechanic's and Heavy Duty Screwdrivers					
		Blade Length	Blade Width	Type	Wt. Ea. Lbs.	Part No.	Std. Pkg. Qty.
 <p>WIDENED TIP, ROUND SHANK</p>	4	1/4	Mechanic's	.20	SDR4-1	6	
	6	3/16	Heavy Duty	.30	SDR6-1	6	
	8	3/8	Heavy Duty	.49	SDR8-1	6	
		Phillips Screwdrivers					
		Blade Length	Phillips Size	Type	Wt. Ea. Lbs.	Part No.	Std. Pkg. Qty.
 <p>PRECISION HEAD, ROUND SHANK</p>	3	No. 1	Phillips	.13	SDP3-1	6	
	4	No. 2	Phillips	.20	SDP4-1	6	
	6	No. 3	Phillips	.30	SDP6-1	6	
		Square-Blade Screwdrivers					
		Blade Length	Blade Width	Type	Wt. Ea. Lbs.	Part No.	Std. Pkg. Qty.
 <p>STURDY TIP, SQUARE SHANK</p>	4	1/4	Square	.21	SDS4-1	6	
	6	3/16	Square	.34	SDS6-1	6	
	8	3/8	Square	.55	SDS8-1	6	
	10	3/8	Square	.62	SDS10-1	6	
	12	3/8	Square	.70	SDS12-1	6	
		Stubby Screwdrivers					
		Blade Length	Width/ Size	Type	Wt. Ea. Lbs.	Part No.	Std. Pkg. Qty.
 <p>TIGHT CLEARANCE, STURDY</p>	1 1/2	1/4	Stubby	.10	SDS1-1	6	
	1 1/2	No. 2	Phillips	.10	SDP1-1	6	



SD10K



SDR7K-1



SDR5K-1



SDP4K-1



SDR4K-1



SDS3K-1

SDR4K-1 4pc Screwdriver Combo Set

SDR4-1	Mechanics, 4"	1/4 Rd-C x 4"
SDE4-1	Electrical, 4"	3/16 Rd-C x 4"
SDP3-1	#1 Phillips, 3"	P1 x 3"
SDP4-1	#2 Phillips, 4"	P2 x 4"
P696	Pouch	

SDR5K-1 5pc Screwdriver Combo Set

SDR4-1	Mechanics, 4"	1/4 Rd-C x 4"
SDE4-1	Electrical, 4"	3/16 Rd-C x 4"
SDR6-1	Mechanics, 6"	5/16 Rd-C x 6"
SDR8-1	Mechanics, 8"	3/8 Rd-K x 8"
SDS1-1	Mechanics, 1-1/2"	1/4 Sq-K x 1.5"
P696	Pouch	

SDR7K-1 7pc Screwdriver Combo Set

SDE4-1	Electrical, 4"	3/16 Rd-C x 4"
SDE6-1	Electrical, 6"	3/16 Rd-C x 6"
SDP3-1	#1 Phillips, 3"	P1 x 3"
SDP4-1	#2 Phillips, 4"	P2 x 4"
SDP6-1	#3 Phillips, 6"	P3 x 6"
SDR4-1	Mechanics, 4"	1/4 Rd-C x 4"
SDR6-1	Mechanics, 6"	5/16 Rd-C x 6"
P496	Pouch	

SDS3K-1 HD Screwdriver Set

SDS4-1	SQ-Blade, 4"	1/4 Sq x 4"
SDS6-1	SQ-Blade, 6"	5/16 Sq x 6"
SDS8-1	SQ-Blade, 8"	3/8 Sq x 8"
P696	Pouch	

SD10K 10pc Screwdriver Combo Set

SDE4-1	Electrical, 4"	3/16 Rd-C x 4"
SDE6-1	Electrical, 6"	3/16 Rd-C x 6"
SDR4-1	Mechanics, 4"	1/4 Rd-C x 4"
SDR6-1	Mechanics, 6"	5/16 Rd-C x 6"
SDS1-1	Mechanics, 1-1/2"	1/4 Sq-K x 8"
SDS8-1	SQ-Blade, 8"	3/8 Sq-K x 8"
SDP1-1	#2 Phillips, 1-1/2"	P2 x 1.5"
SDP3-1	#1 Phillips, 3"	P1 x 3"
SDP4-1	#2 Phillips, 4"	P2 x 4"
SDP6-1	#3 Phillips, 6"	P3 x 6"

SDP4K-1 4pc Phillips Set

SDP1-1	#2 Phillips, 1-1/2"	P2 x 1.5"
SDP3-1	#1 Phillips, 3"	P1 x 3"
SDP4-1	#2 Phillips, 4"	P2 x 4"
SDP6-1	#3 Phillips, 6"	P3 x 6"
P696	Pouch	

Heavy-Duty Gasket Scrapers Chisel and Punch Sets



Martin's patented two composite ergonomically designed handle provides maximum comfort and secure grip. Capped end in direct contact with the shaft allows the user to strike the tool without handle damage. Blade extends throughout the handle. Hardened and tempered the entire length for maximum durability

Set contains 1/2" x 10"; 3/4" x 10"; 1" x 10"; 1-1/2" x 10".

- Cleaning gasket material, adhesives and all general scraping in automotive and engineering applications.
- Used for scraping carbon from cylinder heads, pistons and other metal surfaces.

GS4K	Gasket Scraper Set 4 Pc. Heavy Duty Gasket Scraper Set	Wt. 2.5 lb.
GS50	1/2" x 10" Long Gasket Scraper	<ul style="list-style-type: none"> • USA Alloy Steel • Heavy Duty 3/88 Shank
GS75	3/4" x 10" Long Gasket Scraper	
GS100	1" x 10" Long Gasket Scraper	
GS150	1-1/2" x 10" Long Gasket Scraper	

Part No.		Size	Weight	Std. Pkg. Qty.
GS50		1/2" x 10"	.57	6
GS75		3/4" x 10"	.57	6
GS100		1" x 10"	.58	6
GS150		1-1/2" x 10"	.59	6


Chisel Sets



CC6K	6 PIECES
C8.....	1/4" Cold Chisel
C10.....	3/16" Cold Chisel
C12.....	5/16" Cold Chisel
C16.....	1/2" Cold Chisel
C20.....	5/8" Cold Chisel
C24.....	3/4" Cold Chisel
C66.....	KIT BAG

WARNING: Never use hammers with "mush-roomed" heads. They may chip and cause injury.
"ALWAYS WEAR SAFETY GOGGLES"

Punch Sets



PP7K	7 PIECES
P2.....	1/16" Pin Punch
P3.....	3/32" Pin Punch
P4.....	1/8" Pin Punch
P5.....	5/32" Pin Punch
P6.....	3/16" Pin Punch
P8.....	1/4" Pin Punch
P10.....	5/16" Pin Punch
C70.....	KIT BAG



LP7K	7 PIECES
P23.....	3/32" Lg. Taper
P24.....	1/8" Lg. Taper
P25.....	5/32" Lg. Taper
P26.....	3/16" Lg. Taper
P26A.....	1/32" Lg. Taper
P27.....	1/4" Lg. Taper
P28.....	5/16" Lg. Taper
C187.....	KIT BAG

Combination Chisel & Punch Sets



PC6K	6 PIECES
C16....	1/2" Cold Chisel
C24....	3/4" Cold Chisel
P42....	1/2" Center Punch
P4.....	1/8" Pin Punch
P6.....	3/16" Pin Punch
P16....	3/8" Solid Punch
C66....	KIT BAG



PC14K	14 PIECES		
C42....	1/4" Cape Chisel	P40....	3/8" Center Punch
C16....	1/2" Cold Chisel	P24....	1/8" Drift Punch
C20....	5/8" Cold Chisel	P25....	5/32" Lg. Taper Punch
C24....	3/4" Cold Chisel	P6.....	3/16" Pin Punch
C28....	7/8" Cold Chisel	P8.....	1/4" Pin Punch
C60....	1/4" Diamond Pt. Chisel	P14....	1/8" Solid Punch
C72....	1/4" Hlf. Rd. Nose Chisel	P18....	1/4" Solid Punch
		C14....	KIT BAG

WARNING: "ALWAYS WEAR SAFETY GOGGLES"

Prick Punch					Center Punch								
Stock Size	Length	Wt. Ea. Lbs.	Industrial Black	Std. Pkg. Qty.	Point Size	Stock Size	Length	Wt. Ea. Lbs.	Industrial Black	Std. Pkg. Qty.			
A	B		Part No.		A	B	C		Part No.				
3/8	5	.14	P32	12	3/32	1/4	3 1/2	.06	P38	12			
1/2	6	.27	P33	12	5/32	5/16	4 1/4	.08	P39	12			
					3/16	3/8	5	.15	P40	12			
					1/4	1/2	6	.30	P42	12			
					3/8	5/8	6 1/4	.25	P43	6			
Pin Punch							Solid Punch						
Point Size	Stock Size	Length	Pin Length	Wt. Ea. Lbs.	Industrial Black	Std. Pkg. Qty.	Point Size	Stock Size	Length	Taper Length	Wt. Ea. Lbs.	Industrial Black	Std. Pkg. Qty.
A	B	C	D		Part No.		A	B	C	D		Part No.	
1/16	1/4	4	3/4	.05	P2	12	3/32	3/16	5	1 1/4	.02	P13	12
3/32	5/16	4 1/2	7/8	.12	P3	12	1/8	3/8	5	1 1/4	.16	P14	12
1/8	3/8	4 3/4	1	.12	P4	12	5/32	3/8	5	1 1/4	.16	P15	12
5/32	5/16	5	1	.12	P5	12	3/16	3/8	5	1 1/2	.16	P16	12
3/16	3/8	5 1/4	1 1/4	.17	P6	12	1/4	3/8	6	1 1/2	.16	P18	12
1/4	3/8	5 1/2	1 1/4	.18	P7	12	5/16	1/2	6	2	.31	P19	12
3/8	1/2	5 3/4	1 1/4	.29	P8	12							
1/2	3/4	6	1 1/4	.33	P10	12							

Long Taper Punch						
Point Size	Stock Size	Length	Taper Length	Wt. Ea. Lbs.	Industrial Black	Std. Pkg. Qty.
A	B	C	D		Part No.	
3/32	3/16	8	3 1/2	.12	P23	12
1/8	1/4	8	3 1/2	.16	P24	12
5/32	3/8	9	4 1/4	.25	P25	12
3/16	1/2	10	6 1/2	.45	P26	12
1/4	3/4	10	6 1/2	.45	P26A	12
5/16	1/2	12	7 1/4	.88	P27	6
3/8	3/4	12	7 1/4	.94	P28	6
1/2	1 1/4	15	7 1/4	1.66	P28A	6
5/8	1 1/2	16	9 1/2	1.33	P29	6
3/4	1 3/4	15	8	1.66	P34	6

Chisels



WARNING: "ALWAYS WEAR SAFETY GOGGLES"

Cold Chisel						Long Cold Chisel					
Cut Width	Stock Size	Length	Wt. Ea. Lbs.	Industrial Black Part No.	Std. Pkg. Qty.	Cut Width	Stock Size	Length	Wt. Ea. Lbs.	Industrial Black Part No.	Std. Pkg. Qty.
A	B	C				A	B	C			
1/4	1/4	5	.07	C8	12	3/4	5/8	12	1.13	C120	6
5/16	1/4	5	.08	C10	12	5/8	1/2	12	.70	C124	12
3/8	5/16	5 1/2	.13	C12	12	3/4	5/8	18	1.67	C126	3
1/2	7/16	6	.26	C16	12	7/8	3/4	12	1.50	C129	6
5/8	1/2	6 1/2	.37	C20	12	1	3/4	12	1.50	C132	6
3/4	5/8	7	.62	C24	12	1	3/4	18	2.33	C133	3
7/8	3/4	7 1/2	.93	C28	6						
1	7/8	8	1.34	C32	6						

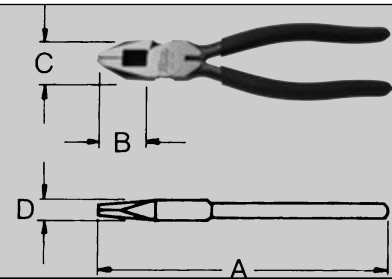
Cape Chisel						Half Round Chisel					
Point Size	Stock Size	Length	Wt. Ea. Lbs.	Industrial Black Part No.	Std. Pkg. Qty.	Point Size	Stock Size	Length	Wt. Ea. Lbs.	Industrial Black Part No.	Std. Pkg. Qty.
A	B	C				A	B	C			
1/8	5/16	5 1/2	.10	C39	12	3/16	3/8	5 1/2	.16	C71	12
3/16	3/8	5 1/2	.16	C40	12	1/4	3/8	5 1/2	.29	C72	12
1/4	3/8	5 1/2	.29	C42	12						

Diamond Point Chisel					
Point Size	Stock Size	Length	Wt. Ea. Lbs.	Industrial Black Part No.	Std. Pkg. Qty.
A	B	C			
1/8	5/16	5	.10	C58	12
3/16	3/8	5 1/2	.18	C59	12
1/4	3/8	5 3/4	.18	C60	12
3/8	3/8	7	.58	C62	6

Lineman's Plier

Overall Length	Jaw Length	Jaw Width	Jaw Thickness	Wt. Ea. Lbs.	Part No.	Std. Pkg. Qty.
A	B	C	D			
7-1/4	1-1/4	15/16	9/16	0.68	P307	6
8-1/2	1-1/2	1-1/4	9/16	1.00	P308	6

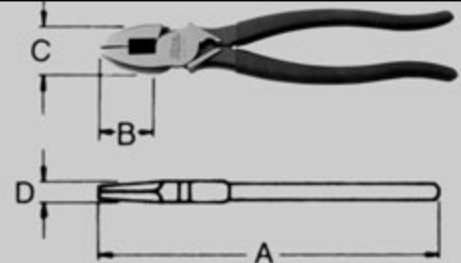
High leverage electrician's general use pliers feature beveled nose, serrated crush area and comfort grip handles.



New England Pattern Lineman's Plier

Overall Length	Jaw Length	Jaw Width	Jaw Thickness	Wt. Ea. Lbs.	Part No.	Std. Pkg. Qty.
A	B	C	D			
9-1/2	1-1/2	1-5/16	5/8	1.04	P309	6

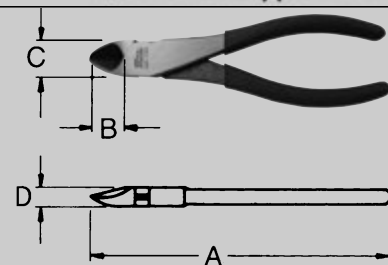
Heavy duty, high leverage design features built in connector crimper, fishtape puller, serrated crush area and comfort grips.



Diagonal Cutting Plier

Overall Length	Jaw Length	Jaw Width	Jaw Thickness	Wt. Ea. Lbs.	Part No.	Std. Pkg. Qty.
A	B	C	D			
6-1/4	7/8	25/32	7/16	0.38	P206	6
7-3/8	1	7/8	7/16	0.52	P2075	6

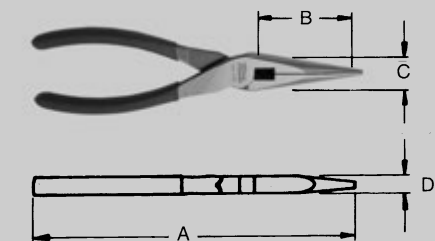
High leverage comfort grip handles decrease fatigue for easy cutting.



Long Chain Nose Side Cutting Pliers

Overall Length	Jaw Length	Jaw Width	Jaw Thickness	Wt. Ea. Lbs.	Part No.	Std. Pkg. Qty.
A	B	C	D			
6-1/4	2	7/8	13/32	0.32	P506	6
7-7/8	2-5/8	1	7/16	0.49	P507	6


High leverage comfort grip handles for powerful gripping and cutting.



Tongue and Groove Pliers

Overall Length	Jaw Length	Jaw Opening	Jaw Thickness	Wt. Ea. Lbs.	Part No.	Std. Pkg. Qty.
A	B	C	D			
7	13/16	13/16	3/8	0.42	P407	6
9-3/4	1-1/4	1-1/2	7/16	0.92	P510	6
12-7/8	1-11/16	2-3/4	1/2	1.76	P71275	6

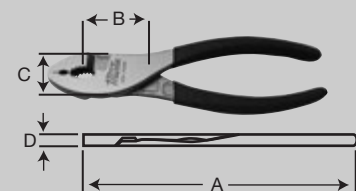
Flush Rivet design allows close access to work surfaces and tight areas, undercut adjustment grooves for non-slip grip and comfort grip handles



Combination Slip Joint Pliers

Overall Length	Jaw Length	Jaw Width	Jaw Thickness	Wt. Ea. Lbs.	Part No.	Std. Pkg. Qty.
A	B	C	D			
6-3/4	1-13/16	1-1/4	13/32	0.48	P2065	6
8-1/4	2	1-11/32	7/16	0.60	P208	6
10	2-3/8	1-1/2	15/32	0.98	P210	6

Flush rivet design offers three working surfaces, two jaw openings, wire cutter and comfort grips.



Pliers Sets



PL3K
3 Pc. General Purpose Pliers Set

P506	6 1/4" Long Chain Nose Side Cutting
P2065	6 3/4" Combination Slip Joint
P510	9 3/4" Tongue and Groove
P1796	Pouch



PL4K
4 Pc. General Purpose Pliers Set

P507	7 7/8" Long Chain Nose Side Cutting
P510	9 3/4" Tongue and Groove
P208	8" Combination Slip Joint
P2075	7 3/8" Diagonal Cutting
P1996	Pouch




PL3KSJ
3 Pc. Combination Slip-Joint Pliers Set

P2065	6 3/4" Combination Slip Joint
P208	8 1/4" Combination Slip Joint
P210	10" Combination Slip Joint
P1896	Pouch



PL3KTG
3 Pc. Tongue and Groove Pliers Set

P407	7" Tongue and Groove
P510	9 3/4" Tongue and Groove
P71275	12 7/8" Tongue and Groove
P2096	Pouch



One Tool Does it All!

Martin's patented retaining ring pliers are capable of servicing both internal and external retaining rings. *Martin's* pliers offer superior performance with unique features:

- Reverse on the fly — Switch from Internal to External with one hand.
- Patented Jaws provide positive tip retention and alignment.
- P1421 features an adjustable stop for small rings.
- P75 features an automatic ratchet lock that keeps rings locked open or closed. Ideal for large rings up to 4".

Snap Ring Ring Pliers

Part Number	Description	Internal	External	Weight Ea. Lbs.	Std. Pkg. Qty.
P1421	Quick Switch Retaining Ring Pliers with adjustable stop - Includes 5 pairs of color-coded interchangeable tips and Allen wrench in handy pouch. Tip sizes: Straight- .023", .036", .047" (0.6mm, 0.9mm, 1.2mm) Bent 90° - .036", .047" (0.9mm, 1.2mm)	1/4" - 1" mm - 26mm	1/8" - 1" 3mm - 26mm	0.3	6
P1434	Quick Switch Retaining Ring Pliers - Includes 5 pairs of color-coded interchangeable tips and Allen wrench in handy pouch. Tip sizes: Straight- .036", .047", .070" (0.9mm, 1.2mm, 1.8mm) Bent 90° - .036", .047" (0.9mm, 1.2mm)	3/8" - 2" 10mm - 51mm	1/4" - 2" 7mm - 51mm	0.6	6
P75	Quick Switch Ratcheting Plier - Includes 6 pairs of color-coded interchangeable tips and Allen wrench in handy pouch. Tip sizes: Bent 15° - .090", 1.08", .120" (2.3mm, 2.7mm, 3.0mm) Bent 90° - .090", .108", .120" (2.3mm, 2.7mm, 3.0mm).	1 13/16" - 4" 46mm - 102mm	1 1/2" - 4" 32mm - 102mm	1.18	6
P87	Retaining Ring Tool - Includes 6 pairs of color-coded interchangeable tips and Allen wrench in handy pouch. Tip sizes: Bent 20° - .120", .150", .180" (3.0mm, 3.8mm, 4.6mm) Bent 90° - .120", .150", .180" (3.0mm, 2.8mm, 4.6mm).	3/2" - 7" 90mm - 175mm	3/2" - 7" 90mm - 175mm	3.05	6




Snap Ring Plier Sets

PL1450K	2 Piece Snap Ring Plier Set w/ Molded Foam Tray Includes P1421 & P1434	1.20	1
PL1465K	3 Piece Snap Ring Plier Set w/ Plastic Box Includes P1421, P1434 & P75	3.50	1

Tip Kits

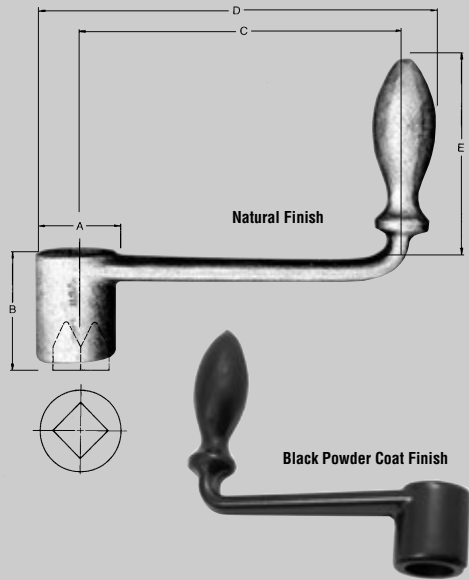
Part No.	Description	Contents	Wt.
P12K	Tip Kit for P1221 & P1421	5 Tips & Allen Wrench in a Pouch	0.04
P14K	Tip Kit for P1234 & PP1434	5 Tips & Allen Wrench in a Pouch	0.04
P651590K	Tip Kit for P65 & P75	5 Tips & Allen Wrench in a Pouch	0.12
P8720K	Tip Kit 20° for P87	3-20° Tips & Allen Wrench in a Pouch	0.12
P8790K	Tip Kit 90° for P87	3-90° Tips & Allen Wrench in a Pouch	0.12



Crank Handles

Broached Crank Handles

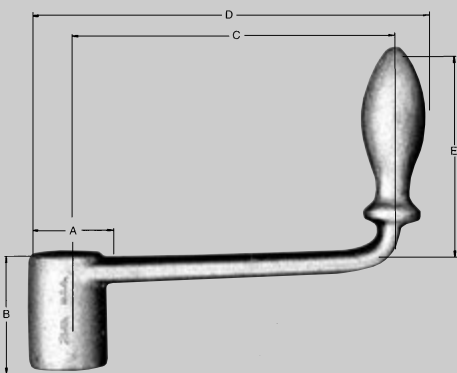
Square Broached Openings, with Counterbore in Free End of Hub. Special Bends, Offsets, and Broached Openings Also Available.



Stock Square Bore	Hub		Length		Height Handle Above Arm	Wt. Ea. Lbs.	Black Powder Coat Finish	Natural Finish	Std. Pkg. Qty.
	Dia.	Length	Center Hub to Center Handle	Overall			Part No.	Part No.	
	A	B	C	D			E		
1/2	1	1 1/4	1 3/4	2 3/8	2 3/8	.46	CH00BC	CH00B	1
1/2	1	1 1/4	2 1/4	3 3/8	2 1/2	.53	CH0BC	CH0B	1
5/16	1 1/4	1 1/2	3	4 1/16	2 3/4	.83	CH1BC	CH1B	1
1/2	1 1/16	1 5/16	3 1/2	4 1/2	3	.74	CH2BC	CH2B	1
5/16	1 1/4	1 3/8	4	5 3/8	3 3/8	1.0	CH4BC	CH4B	1
3/8	1 1/4	1 13/16	5	6 3/8	3 3/8	1.3	CH6BC	CH6B	1
11/16	1 1/4	2	6	7 3/8	3 3/8	1.4	CH8BC	CH8B	1
3/4	1 3/8	2 1/16	7	8 3/4	3 3/8	1.6	CH10BC	CH10B	1
7/8	1 13/16	2 1/16	8	9 3/8	3 3/8	2.3	CH12BC	CH12B	1
7/8	1 1/2	2 1/2	9 3/8	10 1/2	3 3/4	2.7	CH14BC	CH14B	1
1	1 3/4	3	10	11 1/2	4	3.6	CH16BC	CH16B	1

Unfinished Crank Handles

Unfinished Cranks are Plain Forgings Without a Hole in the Hub.



Max Square Bore	Hub		Length		Height Handle Above Arm	Wt. Ea. Lbs.	Natural Finish	Std. Pkg. Qty.
	Dia.	Length	Center Hub to Center Handle	Overall			Part No.	
	A	B	C	D			E	
5/8	1	1 1/4	1 3/4	2 3/8	2 3/8	.46	CH00U	1
5/8	1	1 1/4	2 1/4	3 3/8	2 1/2	.53	CH0U	1
11/16	1 1/4	1 1/2	3	4 1/16	2 3/4	.83	CH1U	1
3/4	1 1/16	1 5/16	3 1/2	4 1/2	3	.74	CH2U	1
13/16	1 1/4	1 3/8	4	5 3/8	3 3/8	1.0	CH4U	1
13/16	1 1/4	1 13/16	5	6 3/8	3 3/8	1.3	CH6U	1
13/16	1 1/4	2	6	7 3/8	3 3/8	1.4	CH8U	1
7/8	1 3/8	2 1/16	7	8 3/4	3 3/8	1.6	CH10U	1
1	1 13/16	2 1/16	8	9 3/8	3 3/8	2.3	CH12U	1
1	1 1/2	2 1/2	9 3/8	10 1/2	3 3/4	2.7	CH14U	1
1 1/8	1 3/4	3	10	11 1/2	4	3.6	CH16U	1

Extra Deep Throat, Copper Plated Fatigue Proof Spindles, Permanent Type Pads.

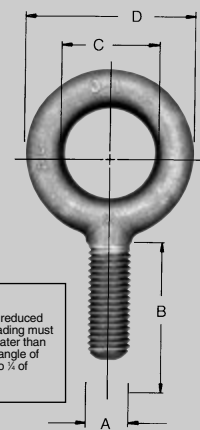
Inch Capacity	Throat Depth	Spindle Diameter	Minimum Proof Test	Weight Each-Lbs.	Part Number	Std. Pkg. Qty.
0-2	2	1/2	3500 lbs.	1.4	CC402	1
0-3	2 1/2	1/2	3500 lbs.	2.2	CC403	1
0-4	2 3/4	3/4	6500 lbs.	3.4	CC404	1
0-6	3 3/4	3/4	6900 lbs.	5.0	CC406	1
0-8	4 1/2	3/4	6900 lbs.	7.8	CC408	1
0-10	5 3/8	3/4	8000 lbs.	11.0	CC410	1
0-12	5 3/4	7/8	9500 lbs.	15.8	CC412	1



EXTRA DEEP THROAT CLAMP

Shot Blasted Finish Meets ANSI B18.15-1985

A	Threads/Inch	B	Eye		*Rated Capacity	Weight Each-Lbs.	Part Number	Std. Pkg. Qty.
			C	D				
1/4	20	1	3/4	1 1/16	500	.06	EB1	1
5/16	18	1 1/8	7/8	1 1/8	900	.10	EB2	1
3/8	16	1 1/4	1	1 11/16	1300	.15	EB3	1
7/16	14	1 3/8	1 1/16	1 13/16	1800	.21	EB4	1
1/2	13	1 1/2	1 1/16	2 1/8	2400	.30	EB5	1
5/16	12	1 3/4	1 1/4	2 1/4	3000	.55	EB6	1
3/8	11	1 3/4	1 3/8	2 5/16	4000	.61	EB7	1
5/16	10	2	1 1/2	2 9/16	5000	.98	EB8	1
3/8	9	2 1/4	1 5/8	3 3/8	7000	1.53	EB9	1
1	8	2 1/2	1 3/4	3 5/8	9000	2.06	EB10	1
1 1/8	7	2 3/4	2	4	12000	2.90	EB11	1
1 1/4	7	3	2 5/16	4 7/16	15000	4.11	EB12	1
1 1/2	6	3 1/2	2 1/2	5 3/16	21000	6.73	EB14	1



WARNING
Rated capacity is substantially reduced when loading at any angle. Loading must never be made at an angle greater than 45° from bolt centerline. At an angle of 45° rated capacity is reduced to 1/2 of shown rating.

EYEBOLTS PLAIN PATTERN

Shot Blasted Finish Meets ANSI B18.15-1985

A	Threads/Inch	B	Eye		E	*Rated Cpty.-Lbs.	Weight Each-Lbs.	Part Number	Std. Pkg. Qty.
			C	D					
1/4	20	1	3/4	1 1/16	1 1/16	500	.06	EB21	1
5/16	18	1 1/8	7/8	1 1/8	7/8	900	.11	EB22	1
3/8	16	1 1/4	1	1 11/16	1 1/8	1300	.18	EB23	1
7/16	14	1 3/8	1 1/16	1 13/16	1 3/8	1800	.23	EB24	1
1/2	13	1 1/2	1 3/16	2 1/8	1 3/16	2400	.35	EB25	1
5/16	12	1 3/4	1 1/4	2 1/4	1 1/2	3000	.47	EB26	1
3/8	11	1 3/4	1 3/8	2 5/16	1 13/32	4000	.70	EB27	1
5/16	10	2	1 1/2	2 9/16	1 23/32	5000	1.10	EB28	1
3/8	9	2 1/4	1 11/16	3 3/16	2 1/32	7000	1.70	EB29	1
1	8	2 1/2	1 3/16	3 3/16	2 1/32	9000	2.36	EB30	1
1 1/8	7	2 3/4	2	4 1/16	2 19/32	12000	3.41	EB31	1
1 1/4	7	3	2 3/16	4 7/16	2 27/32	15000	4.68	EB32	1
1 1/2	6	3 1/2	2 1/2	5 3/16	3 3/16	21000	7.77	EB34	1



WARNING
Rated capacity is substantially reduced when loading at any angle. Loading must never be made at an angle greater than 45° from bolt centerline. At an angle of 45° rated capacity is reduced to 1/2 of shown rating.

EYEBOLTS SHOULDER PATTERN

Pinch or Pry Bar



Die Bar — Pry Bar



Size	Length	Wt. Ea. Lbs.	Bright Zinc	Industrial Black	Std. Pkg. Qty.	Size	Length	Wt. Ea. Lbs.	Chrome	Industrial Black	Std. Pkg. Qty.
			Part No.	Part No.					Part No.	Part No.	
5/8	16	1.3	196C	196	1	1/2	12	.70	192C	192	1
3/4	24	3.0	197C	197	1	1/2	15	.87	193C	193	1
7/8	30	5.25	198C	198	1	3/4	18	1.6	194C	194	1

WARNING: Never substitute a pry bar with a screwdriver. "ALWAYS WEAR SAFETY GOGGLES"

Tool Boxes & Kit Bags



SOCKET BOXES

Width	Depth	Height	Wt.	Part No.
9½	3¾	1½	1.24	93
16 ⁵ / ₁₆	3¾	1½	2.00	94
18¾	3¾	2	2.39	95
25½	5¼	3	6.24	96A
14¾	4¾	2	1.88	98
19¾	5 ¹ / ₁₆	2	3.36	99
26¾	8 ⁷ / ₁₆	3¾	15.15	237
31	11½	4¾	21.50	299

KIT BAGS

No. of Pouches	Length (inches)	Height (inches)	Wt. (Lbs.)	Part Number
14	22 ⁵ / ₈	15 ¹ / ₈	.35	C14
5	19½	40¼	.83	C55
6	15¾	21¼	.34	C60B
6	8	12¾	.12	C66
7	13½	11 ¹ / ₈	.18	C70
8	19¾	19½	.39	C81
9	17½	15	.28	C90
11	25½	23¾	.61	C110
11	24½	17¾	.43	C111
14	29½	30¾	.84	C140
15	28	29¾	.84	C150
18	34½	24¾	.89	C180
5	9¾	15½	.17	C185
7	13¾	16½	.24	C187
1	8¾	2 ¹⁵ / ₁₆	.04	C591
1	5¾	2¾	.03	C691
1	4¾	2 ¹ / ₁₆	.02	C791



TOOL BOXES

Width	Depth	Height	Wt.	Part No.
16	7	7½	5.10	BX18
19 ⁷ / ₆₄	7	7½	7.00	BX21
26 ⁷ / ₆₄	12 ⁷ / ₆₄	15	51.00	BX26




CLIP RAILS

Length	Color	Drive	Wt.	Part No.
8"	Blue			208B
8"	Red			208R
13"	Blue			213B
13"	Red			213R
18"	Blue			218B
18"	Red			218R
	Black	3/8"		238T
	Black	1/2"		212T
	Black	3/4"		234T


Combination Wrenches

BD1		QTY.
1158	1/4 Combination Wrench	1
1159	5/16 Combination Wrench	1
1159A	11/32 Combination Wrench	1
1160	3/8 Combination Wrench	1
1161	7/16 Combination Wrench	1
1162	1/2 Combination Wrench	1
1163	9/16 Combination Wrench	1
1164	5/8 Combination Wrench	1
1165	11/16 Combination Wrench	1
1166	3/4 Combination Wrench	1
1167A	13/16 Combination Wrench	1
1167	7/8 Combination Wrench	1
1168	15/16 Combination Wrench	1
1170	1 Combination Wrench	1
1171	1 1/16 Combination Wrench	1
1172	1 1/8 Combination Wrench	1
1173	1 1/4 Combination Wrench	1
1174	1 5/16 Combination Wrench	1
1175	1 3/8 Combination Wrench	1
1176	1 7/16 Combination Wrench	1



Combination Wrenches - Metric

BD2		QTY.
1106MM	6 MM Combination Wrench	1
1107MM	7 MM Combination Wrench	1
1108MM	8 MM Combination Wrench	1
1109MM	9 MM Combination Wrench	1
1110MM	10 MM Combination Wrench	1
1111MM	11 MM Combination Wrench	1
1112MM	12 MM Combination Wrench	1
1113MM	13 MM Combination Wrench	1
1114MM	14 MM Combination Wrench	1
1115MM	15 MM Combination Wrench	1
1116MM	16 MM Combination Wrench	1
1117MM	17 MM Combination Wrench	1
1118MM	18 MM Combination Wrench	1
1119MM	19 MM Combination Wrench	1
1120MM	20 MM Combination Wrench	1
1121MM	21 MM Combination Wrench	1
1122MM	22 MM Combination Wrench	1
1123MM	23 MM Combination Wrench	1
1124MM	24 MM Combination Wrench	1
1125MM	25 MM Combination Wrench	1
1126MM	26 MM Combination Wrench	1
1127MM	27 MM Combination Wrench	1
1128MM	28 MM Combination Wrench	1
1129MM	29 MM Combination Wrench	1
1130MM	30 MM Combination Wrench	1
1132MM	32 MM Combination Wrench	1
1134MM	34 MM Combination Wrench	1



Hydraulic Wrenches



BD3		QTY.
3710A	11/32x11/32 Hydraulic Wrench	1
3710	3/8x3/8 Hydraulic Wrench	1
3711	7/16x7/16 Hydraulic Wrench	1
3712	1/2x1/2 Hydraulic Wrench	1
3713	9/16x9/16 Hydraulic Wrench	1
3714	5/8x5/8 Hydraulic Wrench	1
3715	11/16x11/16 Hydraulic Wrench	1
3716	3/4x3/4 Hydraulic Wrench	1
3717	13/16x13/16 Hydraulic Wrench	1
3718	7/8x7/8 Hydraulic Wrench	1
3719	15/16x15/16 Hydraulic Wrench	1
3720	1x1 Hydraulic Wrench	1
3721	1 1/16x 1 1/16 Hydraulic Wrench	1
3722	1 1/8x1 1/8 Hydraulic Wrench	1
3722A	1 3/16x1 3/16 Hydraulic Wrench	1
3723	1 1/4x1 1/4 Hydraulic Wrench	1
3724	1 3/8x1 3/8 Hydraulic Wrench	1
3725	1 7/16x1 7/16 Hydraulic Wrench	1
3726	1 1/2x 1 1/2 Hydraulic Wrench	1


Hydraulic Wrenches — Metric



BD4		QTY.
3709mm	9 mm Hydraulic Wrench	1
3710mm	10 mm Hydraulic Wrench	1
3711mm	11 mm Hydraulic Wrench	1
3712mm	12 mm Hydraulic Wrench	1
3713mm	13 mm Hydraulic Wrench	1
3714mm	14 mm Hydraulic Wrench	1
3715mm	15 mm Hydraulic Wrench	1
3716mm	16 mm Hydraulic Wrench	1
3717mm	17 mm Hydraulic Wrench	1
3718mm	18 mm Hydraulic Wrench	1
3719mm	19 mm Hydraulic Wrench	1
3720mm	20 mm Hydraulic Wrench	1
3721mm	21 mm Hydraulic Wrench	1
3722mm	22 mm Hydraulic Wrench	1
3723mm	23 mm Hydraulic Wrench	1
3724mm	24 mm Hydraulic Wrench	1
3727mm	27 mm Hydraulic Wrench	1
3730mm	30 mm Hydraulic Wrench	1
3732mm	32 mm Hydraulic Wrench	1
3734mm	34 mm Hydraulic Wrench	1
3736mm	36 mm Hydraulic Wrench	1

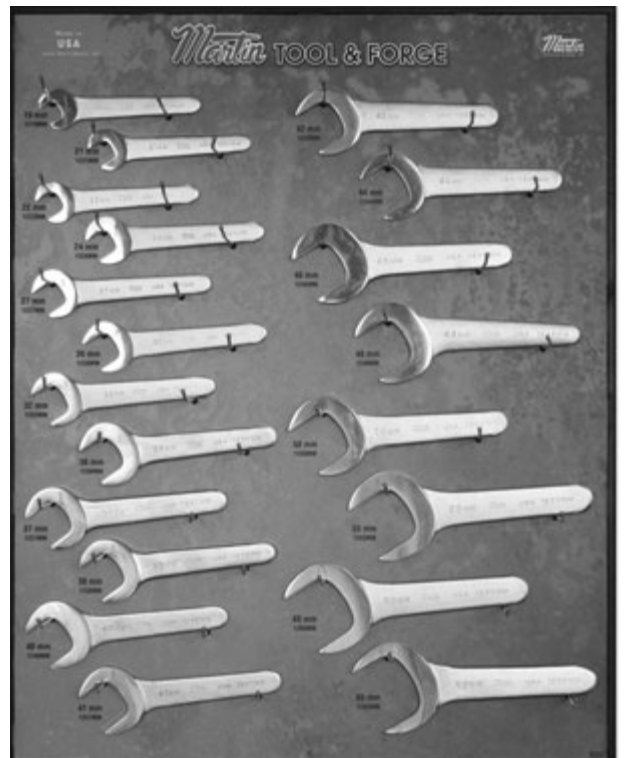
Service Wrenches

BD5		QTY.
1224	3/4 Service Wrench	1
1226	13/16 Service Wrench	1
1228	7/8 Service Wrench	1
1230	15/16 Service Wrench	1
1232	1 Service Wrench	1
1234	1 1/16 Service Wrench	1
1236	1 1/8 Service Wrench	1
1238	1 3/16 Service Wrench	1
1240	1 1/4 Service Wrench	1
1242	1 5/16 Service Wrench	1
1244	1 3/8 Service Wrench	1
1246	1 7/16 Service Wrench	1
1248	1 1/2 Service Wrench	1
1250	1 9/16 Service Wrench	1
1252	1 5/8 Service Wrench	1
1254	1 11/16 Service Wrench	1
1256	1 3/4 Service Wrench	1
1258	1 13/16 Service Wrench	1
1260	1 7/8 Service Wrench	1
1262	1 15/16 Service Wrench	1
1264	2 Service Wrench	1
1268	2 1/8 Service Wrench	1
1272	2 1/4 Service Wrench	1




Service Wrenches — Metric

BD6		QTY.
1219mm	19mm Service Wrench	1
1221mm	21 mm Service Wrench	1
1222mm	22 mm Service Wrench	1
1224mm	24 mm Service Wrench	1
1227mm	27 mm Service Wrench	1
1230mm	30 mm Service Wrench	1
1232mm	32 mm Service Wrench	1
1236mm	36 mm Service Wrench	1
1237mm	37 mm Service Wrench	1
1238mm	38 mm Service Wrench	1
1240mm	40 mm Service Wrench	1
1241mm	41 mm Service Wrench	1
1242mm	42 mm Service Wrench	1
1244mm	44 mm Service Wrench	1
1246mm	46 mm Service Wrench	1
1248mm	48 mm Service Wrench	1
1250mm	50 mm Service Wrench	1
1255mm	55 mm Service Wrench	1
1260mm	60 mm Service Wrench	1
1265mm	65 mm Service Wrench	1




Tool Display Boards

Double Open End / Box Wrenches



BD7		QTY.
1020	1/4x5/16 Open End Wrench	1
1721	5/16x3/8 Open End Wrench	1
1723	3/8x7/16 Open End Wrench	1
1725	7/16x1/2 Open End Wrench	1
1725A	7/16x9/16 Open End Wrench	1
1725B	1/2x9/16 Open End Wrench	1
1727	9/16x5/8 Open End Wrench	1
1027B	5/8x11/16 Open End Wrench	1
1729	5/8x3/4 Open End Wrench	1
1731	3/4x13/16 Open End Wrench	1
1033A	7/8x15/16 Open End Wrench	1
1733	7/8x1 Open End Wrench	1
1034A	15/16x1 1/16 Open End Wrench	1
1735	1x1 1/8 Open End Wrench	1
8723	3/8x7/16 Long Box Wrench	1
8725B	1/2x9/16 Long Box Wrench	1
8729	5/8x3/4 Long Box Wrench	1
8029B	11/16x3/4 Long Box Wrench	1
8033A	7/8x15/16 Long Box Wrench	1
8033C	15/16x1 Long Box Wrench	1
8735	1x1 1/8 Long Box Wrench	1
8037	1 1/16x1 1/4 Long Box Wrench	1
8039B	1 1/4x1 7/16 Long Box Wrench	1
9721	5/16x3/8 Dbl. Offset Box Wrench	1
9723	3/8x7/16 Dbl. Offset Box Wrench	1
9725B	1/2x9/16 Dbl. Offset Box Wrench	1
9727	9/16x5/8 Dbl. Offset Box Wrench	1
9729	5/8x3/4 Dbl. Offset Box Wrench	1

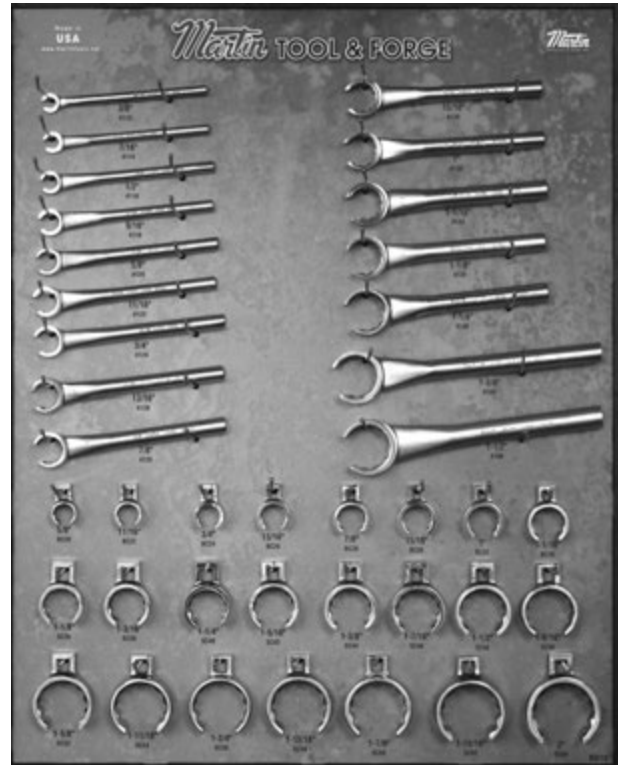
Check Nut Wrenches



BD9		QTY.
601A	7/16 CHECKNUT	1
601	1/2 CHECKNUT	1
602A	9/16 CHECKNUT	1
602	19/32 CHECKNUT	1
603A	5/8 CHECKNUT	1
603	11/16 CHECKNUT	1
604A	3/4 CHECKNUT	1
605A	13/16 CHECKNUT	1
605	7/8 CHECKNUT	1
606A	15/16 CHECKNUT	1
606B	1 CHECKNUT	1
607	1 1/16 CHECKNUT	1
607A	1 1/8 CHECKNUT	1
608	1 1/4 CHECKNUT	1
610MM	10mm CHECKNUT	1
611MM	1mm CHECKNUT	1
612MM	12mm CHECKNUT	1
613MM	13mm CHECKNUT	1
614MM	14mm CHECKNUT	1
615MM	15mm CHECKNUT	1
616MM	16mm CHECKNUT	1
617MM	17mm CHECKNUT	1
618MM	18mm CHECKNUT	1
619MM	19mm CHECKNUT	1
621MM	21mm CHECKNUT	1
622MM	22mm CHECKNUT	1
624MM	24mm CHECKNUT	1
627MM	27mm CHECKNUT	1
630MM	30mm CHECKNUT	1
632MM	32mm CHECKNUT	1


Crowfoot Wrenches

BD10		QTY.
4112	3/8 Crowfoot Wrench	1
4114	7/16 Crowfoot Wrench	1
4116	1/2 Crowfoot Wrench	1
4118	9/16 Crowfoot Wrench	1
4120	5/8 Crowfoot Wrench	1
4122	11/16 Crowfoot Wrench	1
4124	3/4 Crowfoot Wrench	1
4126	13/16 Crowfoot Wrench	1
4128	7/8 Crowfoot Wrench	1
4130	15/16 Crowfoot Wrench	1
4132	1 Crowfoot Wrench	1
4134	1 1/16 Crowfoot Wrench	1
4136	1 1/8 Crowfoot Wrench	1
4140	1 1/4 Crowfoot Wrench	1
4144	1 3/8 Crowfoot Wrench	1
4148	1 1/2 Crowfoot Wrench	1
BC20	5/8 Drive Crowfoot	1
BC22	11/16 Drive Crowfoot	1
BC24	3/4 Drive Crowfoot	1
BC26	13/16 Drive Crowfoot	1
BC28	7/8 Drive Crowfoot	1
BC30	15/16 Drive Crowfoot	1
BC32	1 Drive Crowfoot	1
BC34	1 1/16 Drive Crowfoot	1
SC36	1 1/8 Drive Crowfoot	1
SC38	1 3/16 Drive Crowfoot	1
SC40	1 1/4 Drive Crowfoot	1
SC42	1 5/16 Drive Crowfoot	1
SC44	1 3/8 Drive Crowfoot	1
SC46	1 7/16 Drive Crowfoot	1
SC50	1 9/16 Drive Crowfoot	1
SC52	1 5/8 Drive Crowfoot	1
SC54	1 11/16 Drive Crowfoot	1
SC56	1 3/4 Drive Crowfoot	1
SC58	1 13/16 Drive Crowfoot	1
SC60	1 7/8 Drive Crowfoot	1
SC62	1 15/16 Drive Crowfoot	1
SC64	2 Drive Crowfoot	1




Spanner Wrenches

BD11		QTY.
O471	3/4 to 2 Adjustable Pin Spanner	1
O471A	3/4 to 2 Adjustable Pin Spanner	1
O472	1 1/4 to 3 Adjustable Pin Spanner	1
O472A	1 1/4 to 3 Adjustable Pin Spanner	1
O474	2 to 4 3/4 Adjustable Pin Spanner	1
O474A	4 1/2 to 6 1/4 Adjustable Pin Spanner	1
471	3/4 to 2 Adjustable Hook Spanner	1
472	1 1/4 to 3 Adjustable Hook Spanner	1
474	2 to 4 3/4 Adjustable Hook Spanner	1
474A	4 1/2 to 6 1/4 Adjustable Hook Spanner	1
474B	6 1/8 to 8 3/4 Adjustable Hook Spanner	1
482	2 Adjustable Face Spanner	1
483	3 Adjustable Face Spanner	1
484	4 Adjustable Face Spanner	1



Tool Display Boards

Adjustable Wrenches



BD12		QTY.
A6	6 Adjustable Wrench	1
A6T	6 Adjustable Wrench Black	1
A8	8 Adjustable Wrench	1
A8T	8 Adjustable Wrench Black	1
A10	10 Adjustable Wrench	1
A10T	10 Adjustable Wrench Black	1
A12	12 Adjustable Wrench	1
A12T	12 Adjustable Wrench Black	1
A 15	15 Adjustable Wrench	1
A15T	15 Adjustable Wrench Black	1
A18	18 Adjustable Wrench	1
A18T	18 Adjustable Wrench Black	1
89311	11 Adjustable Auto Wrench	1


Pliers



BD13		QTY.
P206	6 Diagonal Cutting	1
P208	8 Combination Slip Joint	1
P210	10 Combination Slip Joint	1
P307	7 Lineman's	1
P308	8 1/2 Lineman's	1
P309	9 1/4 New England Pattern Lineman's	1
P407	7 Tongue and Groove	1
P506	6 1/2 Long Chain Side Cutting	1
P507	8 Long Chain Side Cutting	1
P510	10 Tongue and Groove	1
P2065	6 3/4 Combination Slip Joint	1
P2075	7 Diagonal Cutting	1
P71275	13 Tongue and Groove	1
P75	10" Retaining Ring Plier 1 1/2" - 4"	1
P1421	6" Retaining Ring Plier 1/8" - 1"	1
P1434	8" Retaining Ring Plier 1/4" - 2"	1

Dollies

BD14		QTY.
1024	Surfacing Spoon	1
1036	Light Dinging Spoon	1
1052	Spoon Dolly	1
1056	Wing-Ding Spoon Dolly	1
1057	Light Weight Toe Dolly	1
1058	Toe Dolly	1
1058S	Shrinking Dolly (Serrated)	1
1059	Heel Dolly	1
1060	General Purpose Dolly	1
1065	Light Weight Wedge Dolly	1



Wood Handle Hammers


BD15WD		QTY.
150G	Dinging Hmr.	1
153G	Cross Chisel Hmr.	1
153GB	Cross Chisel Curved Hmr.	1
153S	Cross Chisel Shrinking Hmr.	1
156GB	Curved Pick Hmr.	1
158G	General Purpose Pick Hmr.	1
160G	Heavy Duty Bumping Hmr.	1
162G	Shrinking Hmr.	1
164G	Utility Pick Hmr.	1
168G	Cross Peen Finishing Hmr.	1
170G	Door Skin Hmr.	1



Tool Display Boards


Martin

Fiberglass Handle Hammers



BD15FG		QTY.
150FG	Dinging Hmr.	1
153FG	Cross Chisel Hmr.	1
153FGB	Cross Chisel Curved Hmr.	1
153SFG	Cross Chisel Shrinking Hmr.	1
156FG	Curved Pick Hmr.	1
158FG	General Purpose Pick Hmr.	1
160FG	Heavy Duty Bumping Hmr.	1
162FG	Shrinking Hmr.	1
164FG	Utility Pick Hmr.	1
168FG	Cross Peen Finishing Hmr.	1
170FG	Door Skin Hmr.	1

1/4" & 3/8" Sockets




BD16	QTY.	BD16	QTY.	BD16	QTY.
M52	ATTACH,1/4,RATCH	1	BA10	SKT,3/8,HEX,BIT,5/16	1
M103	ATTACH,1/4,EXT,3	1	BA12	SKT,3/8,HEX,BIT,5/16	1
M106	ATTACH,1/4,SPINNER,6	1	BU612	SKT,3/8,6PT,FLEX,3/8	1
M605	SKT,1/4,6PT,STD,5/32	1	BU614	SKT,3/8,6PT,FLEX,7/16	1
M606	SKT,1/4,6PT,STD,3/16	1	BU616	SKT,3/8,6PT,FLEX,1/2	1
M607	SKT,1/4,6PT,STD,7/32	1	BU618	SKT,3/8,6PT,FLEX,9/16	1
M608	SKT,1/4,6PT,STD,1/4	1	BU620	SKT,3/8,6PT,FLEX,5/8	1
M609	SKT,1/4,6PT,STD,9/32	1	BU622	SKT,3/8,6PT,FLEX,11/16	1
M610	SKT,1/4,6PT,STD,5/16	1	BU624	SKT,3/8,6PT,FLEX,3/4	1
M611	SKT,1/4,6PT,STD,11/32	1	B40A	RATCH,3/8,F-HOLD,8 1/2	1
M612	SKT,1/4,6PT,STD,3/8	1	B52	RATCH,3/8,REV,7	1
M614	SKT,1/4,6PT,STD,7/16	1	B54	RATCH,3/8,FLEX	1
M616	SKT,1/4,6PT,STD,1/2	1	B103	ATTACH,EXT,3/8,3	1
M1206	SKT,1/4,12PT,STD,3/16	1	B105	ATTACH,EXT,3/8,5	1
M1207	SKT,1/4,12PT,STD,7/32	1	B112	ATTACH,EXT,3/8,12	1
M1208	SKT,1/4,12PT,STD,1/4	1	B608	SKT,3/8,6PT,STD,1/4	1
M1209	SKT,1/4,12PT,STD,9/32	1	B610	SKT,3/8,6PT,STD,5/16	1
M1210	SKT,1/4,12PT,STD,5/16	1	B612	SKT,3/8,6PT,STD,3/8	1
M1211	SKT,1/4,12PT,STD,11/32	1	B614	SKT,3/8,6PT,STD,7/16	1
M1212	SKT,1/4,12PT,STD,3/8	1	B616	SKT,3/8,6PT,STD,1/2	1
M1214	SKT,1/4,12PT,STD,7/16	1	B618	SKT,3/8,6PT,STD,9/16	1
M1216	SKT,1/4,12PT,STD,1/2	1	B620	SKT,3/8,6PT,STD,5/8	1
MD606	SKT,1/4,6PT,DP,3/16	1	B622	SKT,3/8,6PT,STD,11/16	1
MD607	SKT,1/4,6PT,DP,7/32	1	B624	SKT,3/8,6PT,STD,3/4	1
MD608	SKT,1/4,6PT,DP,1/4	1	B626	SKT,3/8,6PT,STD,13/16	1
MD609	SKT,1/4,6PT,DP,9/32	1	B628	SKT,3/8,6PT,STD,7/8	1
MD610	SKT,1/4,6PT,DP,5/16	1	B630	SKT,3/8,6PT,STD,15/16	1
MD611	SKT,1/4,6PT,DP,11/32	1	B632	SKT,3/8,6PT,STD,1	1
MD612	SKT,1/4,6PT,DP,3/8	1	B1208	SKT,3/8,12PT,STD,1/4	1
MD614	SKT,1/4,6PT,DP,7/16	1	B1210	SKT,3/8,12PT,STD,5/16	1
MD616	SKT,1/4,6PT,DP,1/2	1	B1212	SKT,3/8,12PT,STD,3/8	1
MM604	SKT,1/4,6PT,STD,4MM	1	B1214	SKT,3/8,12PT,STD,7/16	1
MM605	SKT,1/4,6PT,STD,5MM	1	B1216	SKT,3/8,12PT,STD,1/2	1
MM606	SKT,1/4,6PT,STD,6MM	1	B1218	SKT,3/8,12PT,STD,9/16	1
MM607	SKT,1/4,6PT,STD,7MM	1	B1220	SKT,3/8,12PT,STD,5/8	1
MM608	SKT,1/4,6PT,STD,8MM	1	B1222	SKT,3/8,12PT,STD,11/16	1
MM609	SKT,1/4,6PT,STD,9MM	1	B1224	SKT,3/8,12PT,STD,3/4	1
MM610	SKT,1/4,6PT,STD,10MM	1	B1226	SKT,3/8,12PT,STD,13/16	1
MM611	SKT,1/4,6PT,STD,11MM	1	B1228	SKT,3/8,12PT,STD,7/8	1
MM612	SKT,1/4,6PT,STD,12MM	1	B1230	SKT,3/8,12PT,STD,15/16	1
MM613	SKT,1/4,6PT,STD,13MM	1	B1232	SKT,3/8,12PT,STD,1	1
BS129	ATT,ADAPT,3/8-FX1/4-M	1	BD608	SKT,3/8,6PT,DP,1/4	1
BS130	ATT,ADAPT,3/8-FX1/2-M	1	BD610	SKT,3/8,6PT,DP,5/16	1
B140A	ATTACH,3/8,UNIVERSAL	1	BD612	SKT,3/8,6PT,DP,3/8	1
BA4	SKT,3/8,HEX,BIT,1/8	1	BD614	SKT,3/8,6PT,DP,7/16	1
BA5	SKT,3/8,HEX,BIT,5/32	1	BD616	SKT,3/8,6PT,DP,1/2	1
BA6	SKT,3/8,HEX,BIT,3/16	1	BD618	SKT,3/8,6PT,DP,9/16	1
BA7	SKT,3/8,HEX,BIT,7/32	1	BD620	SKT,3/8,6PT,DP,5/8	1
BA8	SKT,3/8,HEX,BIT,1/4	1	BD622	SKT,3/8,6PT,DP,11/16	1
BD624	SKT,3/8,6PT,DP,3/4	1			
BD626	SKT,3/8,6PT,DP,13/16	1			
BD628	SKT,3/8,6PT,DP,7/8	1			
BD630	SKT,3/8,6PT,DP,15/16	1			
BD632	SKT,3/8,6PT,DP,1	1			
BD620P	SKT,3/8,6PT,SPK,PLG,5/8	1			
BD626P	SKT,3/8,6PT,SPK,PLG,13/16	1			
BD1212	SKT,3/8,12PT,DP,3/8	1			
BD1214	SKT,3/8,12PT,DP,7/16	1			
BD1216	SKT,3/8,12PT,DP,1/2	1			
BD1218	SKT,3/8,12PT,DP,9/16	1			
BD1220	SKT,3/8,12PT,DP,5/8	1			
BD1222	SKT,3/8,12PT,DP,11/16	1			
BD1224	SKT,3/8,12PT,DP,3/4	1			
BD1226	SKT,3/8,12PT,DP,13/16	1			
BD1228	SKT,3/8,12PT,DP,7/8	1			
BM606	SKT,3/8,6PT,STD,6MM	1			
BM607	SKT,3/8,6PT,STD,7MM	1			
BM608	SKT,3/8,6PT,STD,8MM	1			
BM609	SKT,3/8,6PT,STD,9MM	1			
BM610	SKT,3/8,6PT,STD,10MM	1			
BM611	SKT,3/8,6PT,STD,11MM	1			
BM612	SKT,3/8,6PT,STD,12MM	1			
BM613	SKT,3/8,6PT,STD,13MM	1			
BM614	SKT,3/8,6PT,STD,14MM	1			
BM615	SKT,3/8,6PT,STD,15MM	1			
BM616	SKT,3/8,6PT,STD,16MM	1			
BM617	SKT,3/8,6PT,STD,17MM	1			
BM618	SKT,3/8,6PT,STD,18MM	1			
BM619	SKT,3/8,6PT,STD,19MM	1			
BMD606	SKT,3/8,6PT,DP,6MM	1			
BMD607	SKT,3/8,6PT,DP,7MM	1			
BMD608	SKT,3/8,6PT,DP,8MM	1			
BMD609	SKT,3/8,6PT,DP,9MM	1			
BMD610	SKT,3/8,6PT,DP,10MM	1			
BMD611	SKT,3/8,6PT,DP,11MM	1			
BMD612	SKT,3/8,6PT,DP,12MM	1			
BMD613	SKT,3/8,6PT,DP,13MM	1			
BMD614	SKT,3/8,6PT,DP,14MM	1			
BMD615	SKT,3/8,6PT,DP,15MM	1			
BMD616	SKT,3/8,6PT,DP,16MM	1			
BMD617	SKT,3/8,6PT,DP,17MM	1			
BMD618	SKT,3/8,6PT,DP,18MM	1			
BMD619	SKT,3/8,6PT,DP,19MM	1			

1/2" Chrome

BD17

QTY.

S15	ATTACH,1/2,SPEEDER,18	1	ST1232	SKT,1/2,12P,STD,1	1
S102P	ATTACH,1/2,EXT,2	1	ST1234	SKT,1/2,12P,STD,1-1/16	1
S110P	ATTACH,1/2,EXT,5	1	ST1236	SKT,1/2,12P,STD,1-1/8	1
S115P	ATTACH,1/2,EXT,10	1	ST1238	SKT,1/2,12P,STD,1-3/16	1
S121P	ATTACH,1/2,EXT,18	1	ST1240	SKT,1/2,12P,STD,1-1/4	1
S140	ATTACH,1/2,UNIVERSAL	1	ST1242	SKT,1/2,12PT,STD,1-5/16	1
SA8	SKT,1/2,HEX,BIT,1/4	1	ST1244	SKT,1/2,12P,STD,1-3/8	1
SA10	SKT,1/2,HEX,BIT,5/16	1	ST1246	SKT,1/2,12PT,STD,1-7/16	1
SA12	SKT,1/2,HEX,BIT,3/8	1	ST1248	SKT,1/2,12P,STD,1-1/2	1
SA14	SKT,1/2,HEX,BIT,7/16	1	ST612	SKT,1/2,6P,STD,3/8	1
SA16	SKT,1/2,HEX,BIT,1/2	1	ST614	SKT,1/2,6P,STD,7/16	1
SA18	SKT,1/2,HEX,BIT,9/16	1	ST616	SKT,1/2,6P,STD,1/2	1
SA20	SKT,1/2,HEX,BIT,5/8	1	ST618	SKT,1/2,6P,STD,9/16	1
SF41	ATTACH,1/2,F-HDL,17	1	ST620	SKT,1/2,6P,STD,5/8	1
SF51	RACTH,1/2,,REV,10	1	ST622	SKT,1/2,6P,STD,11/16	1
SF55	1/2" RATCHET 15"	1	ST624	SKT,1/2,6P,STD,3/4	1
SH129	ADAPT,1/2F X 3/8M	1	ST626	SKT,1/2,6P,STD,13/16	1
SH130	ADAPT,1/2 F X 3/4M	1	ST628	SKT,1/2,6P,STD,7/8	1
ST1212	SKT,1/2,12P,STD,3/8	1	ST630	SKT,1/2,6P,STD,15/16	1
ST1214	SKT,1/2,12P,STD,7/16	1	ST632	SKT,1/2,6P,STD,1	1
ST1216	SKT,1/2,12PTSTD,1/2	1	ST634	SKT,1/2,6P,STD,1-1/16	1
ST1218	SKT,1/2,12P,STD,9/16	1	ST636	SKT,1/2,6P,STD,1-1/8	1
ST1220	SKT,1/2,12P,STD,5/8	1	ST638	SKT,1/2,6P,STD,1-3/16	1
ST1222	SKT,1/2,12P,STD,11/16	1	ST640	SKT,1/2,6P,STD,1-1/4	1
ST1224	SKT,1/2,12P,STD,3/4	1			
ST1226	SKT,1/2,12P,STD,13/16	1			
ST1228	SKT,1/2,12P,STD,7/8	1			
ST1230	SKT,1/2,12P,STD,15/16	1			



1/2" Chrome Sockets


BD18

QTY.

BD16


QTY.

SD1212	SKT,1/2,12P,DP,3/8	1	STM1215	SKT,1/2,12P,STD,15MM	1
SD1214	SKT,1/2,12P,DP,7/16	1	STM1216	SKT,1/2,12P,STD,16MM	1
SD1216	SKT,1/2,12P,DP,1/2	1	STM1217	SKT,1/2,12P,STD,17MM	1
SD1218	SKT,1/2,12P,DP,9/16	1	STM1218	SKT,1/2,12P,STD,18MM	1
SD1220	SKT,1/2,12P,DP,5/8	1	STM1219	SKT,1/2,12P,STD,19MM	1
SD1222	SKT,1/2,12P,DP,11/16	1	STM1220	SKT,1/2,12P,STD,20MM	1
SD1224	SKT,1/2,12P,DP,3/4	1	STM1221	SKT,1/2,12P,STD,21MM	1
SD1226	SKT,1/2,12P,DP,13/16	1	STM1222	SKT,1/2,12P,STD,22MM	1
SD1228	SKT,1/2,12P,DP,7/8	1	STM1223	SKT,1/2,12P,STD,23MM	1
SD1230	SKT,1/2,12P,DP,15/16	1	STM1224	SKT,1/2,12P,STD,24MM	1
SD1232	SKT,1/2,12P,DP,1	1	STM1225	SKT,1/2,12P,STD,25MM	1
SD1234	SKT,1/2,12P,DP,1-1/16	1	STM1226	SKT,1/2,12P,STD,26MM	1
SD1236	SKT,1/2,12P,DP,1-1/8	1	STM1227	SKT,1/2,12P,STD,27MM	1
SD1238	SKT,1/2,12P,DP,1-3/16	1	STM1230	SKT,1/2,12P,STD,30MM	1
SD1240	SKT,1/2,12P,DP,1-1/4	1	STM1232	SKT,1/2,12P,STD,32MM	1
SD1242	SKT,1/2,12P,DP,1-5/16	1	STM1236	SKT,1/2,12P,STD,36MM	1
SD1244	SKT,1/2,12P,DP,1-3/8	1	SMD1210	SKT,1/2,12P,DP,10MM,	1
SD1246	SKT,1/2,12P,DP,1-7/16	1	SMD1211	SKT,1/2,12P,DP,11MM	1
SD1248	SKT,1/2,12P,DP,1-1/2	1	SMD1212	SKT,1/2,12P,DP,12MM	1
SD616	SKT,1/2,6P,DP,1/2	1	SMD1213	SKT,1/2,12P,DP,13MM	1
SD618	SKT,1/2,6P,DP,9/16	1	SMD1214	SKT,1/2,12P,DP,14MM	1
SD620	SKT,1/2,6P,DP,5/8	1	SMD1215	SKT,1/2,12P,DP,15MM	1
SD622	SKT,1/2,6P,DP,11/16	1	SMD1216	SKT,1/2,12P,DP,16MM	1
SD624	SKT,1/2,6P,DP,3/4	1	SMD1217	SKT,1/2,12P,DP,17MM	1
SD626	SKT,1/2,6P,DP,13/16	1	SMD1218	SKT,1/2,12P,DP,18MM	1
SD628	SKT,1/2,6P,DP,7/8	1	SMD1219	SKT,1/2,12P,DP,19MM	1
SD630	SKT,1/2,6P,DP,15/16	1	SMD1220	SKT,1/2,12P,DP,20MM	1
SD632	SKT,1/2,6P,DP,1	1	SMD1221	SKT,1/2,12P,DP,21MM	1
SD634	SKT,1/2,6P,DP,1-1/16	1	SMD1222	SKT,1/2,12P,DP,22MM	1
SD636	SKT,1/2,6P,DP,1-1/8	1	SMD1223	SKT,1/2,12P,DP,23MM	1
STM1209	SKT,1/2,12P,STD,9MM	1	SMD1224	SKT,1/2,12P,DP,24MM	1
STM1210	SKT,1/2,12P,STD,10MM	1	SMD1225	SKT,1/2,12P,DP,25MM	1
STM1211	SKT,1/2,12P,STD,11MM	1	SMD1226	SKT,1/2,12P,DP,26MM	1
STM1212	SKT,1/2,12P,STD,12MM	1	SMD1227	SKT,1/2,12P,DP,27MM	1
STM1213	SKT,1/2,12P,STD,13MM	1			
STM1214	SKT,1/2,12P,STD,14MM	1			



Tool Display Boards

3/4" Chrome



BD19		QTY.
H20A	ATTACH,3/4,T-SLIDE,	1
H41A	ATTACH,3/4,F-HDL,21-5/8	1
H51	RATCH,3/4,REV,24	1
H104	ATTACH,3/4,EXT,3-1/2	1
H110	ATTACH,3/4,EXT,8	1
H115	ATTACH,3/4,EXT,16	1
H140	ATTACH,3/4,UNIVERSAL	1
H1224	SKT,3/4,12PT,STD,3/4	1
H1226	SKT,3/4,12PT,STD,13/16	1
H1228	SKT,3/4,12PT,STD,7/8	1
H1230	SKT,3/4,12PT,STD,15/16	1
H1232	SKT,3/4,12PT,STD,1	1
H1234	SKT,3/4,12PT,STD,1-1/16	1
H1236	SKT,3/4,12PT,STD,1-1/8	1
H1238	SKT,3/4,12PT,STD,1 3/16	1
H1240	SKT,3/4,12PT,STD,1-1/4	1
H1242	SKT,3/4,12PT,STD,1-5/16	1
H1244	SKT,3/4,12PT,STD,1-3/8	1
H1246	SKT,3/4,12PT,STD,1-7/16	1
H1248	SKT,3/4,12PT,STD,1-1/2	1
H1250	SKT,3/4,12PT,STD,1-9/16	1
H1252	SKT,3/4,12PT,STD,1-5/8	1
H1254	SKT,3/4,12PT,STD,1-11/16	1
H1256	SKT,3/4,12PT,STD,1-3/4	1
H1258	SKT,3/4,12PT,STD,1-13/16	1
H1260	SKT,3/4,12PT,STD,1-7/8	1
H1264	SKT,3/4,12PT,STD,2	1
H1266	SKT,3/4,12PT,STD,2 1/16	1
H1268	SKT,3/4,12PT,STD,2 1/7	1
H1270	SKT,3/4,12PT,STD,2 3/16	1
H1272	SKT,3/4,12PT,STD,2 1/4	1
H1276	SKT,3/4,12PT,STD,2 3/8	1


3/4" Impact



BD20	QTY	BD20	QTY
6107	3/4,EXT,7	6660	SKT,3/4,6P,STD,IMP,1-7/8 1
6110	3/4,EXT,10	6662	SKT,3/4,6P,STD,IMP,1-15/16 1
64A	3/4,ADAP,3/4F-1/2M	6664	SKT,3/4,6P,STD,IMP,2 1
67	3/4,ADAP,3/4F-1M	16624	SKT,3/4,6P,DP,IMP,3/4 1
6140A	3/4,IMP,UNIVERSAL	16626	SKT,3/4,6P,DP,IMP,13/16 1
6620	SKT,3/4,6P,STD,IMP,5/8	16628	SKT,3/4,6P,DP,IMP,7/8 1
6622	SKT,3/4,6P,STD,IMP,11/16	16630	SKT,3/4,6P,DP,IMP,15/16 1
6624	SKT,3/4,6P,STD,IMP,3/4	16632	SKT,3/4,6P,DP,IMP,1 1
6626	SKT,3/4,6P,STD,IMP,13/16	16634	SKT,3/4,6P,DP,IMP,1-1/16 1
6628	SKT,3/4,6P,STD,IMP,7/8	16636	SKT,3/4,6P,DP,IMP,1-1/8 1
6630	SKT,3/4,6P,STD,IMP,15/16	16638	SKT,3/4,6P,DPIMP,1-3/16 1
6632	SKT,3/4,6P,STD,IMP,1	16640	SKT,3/4,6P,DP,IMP,1-1/4 1
6634	SKT,3/4,6P,STD,IMP,1-1/16	16642	SKT,3/4,6P,DP,IMP,1-5/16 1
6636	SKT,3/4,6P,STD,IMP,1-1/8	16644	SKT,3/4,6P,DP,IMP,1-3/8 1
6638	SKT,3/4,6P,STD,IMP,1-3/16	16646	SKT,3/4,6P,DP,IMP,1-7/16 1
6640	SKT,3/4,6P,STD,IMP,1-1/4	16648	SKT,3/4,6P,DP,IMP,1-1/2 1
6642	SKT,3/4,6P,STD,IMP,1-5/16	16650	SKT,3/4,6P,DP,IMP,1-9/16 1
6644	SKT,3/4,6P,STD,IMP,1-3/8	16652	SKT,3/4,6P,DP,IMP,1-5/8 1
6646	SKT,3/4,6P,STD,IMP,1-7/16	16654	SKT,3/4,6P,DP,IMP,111/16 1
6648	SKT,3/4,6P,STD,IMP,1-1/2	16656	SKT,3/4,6P,DP,IMP,1-3/4 1
6650	SKT,3/4,6P,STD,IMP,1-9/16	16660	SKT,3/4,6P,DP,IMP,1-7/8 1
6652	SKT,3/4,6P,STD,IMP,1-5/8	16664	SKT,3/4,6P,DP,IMP,2 1
6654	SKT,3/4,6P,STD,IMP,1-11/16		
6656	SKT,3/4,6P,STD,IMP,1-3/4		
6658	SKT,3/4,6P,STD,IMP,1-13/16		

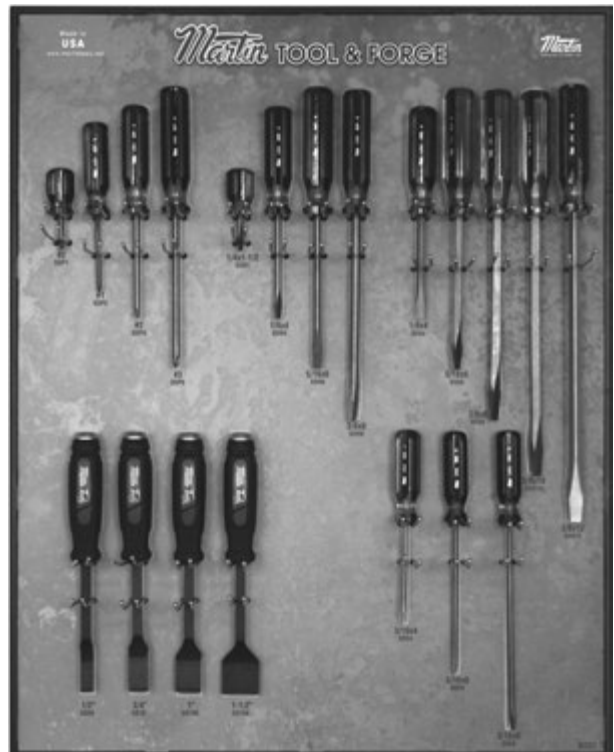
3/8" and 1/2" Impact

BD21		QTY	BD21		QTY
24A	3/8,IMP,ADAPT,3/8FX1/2M	1	4624	SKT,1/2,6P,STP,IMP,3/4	1
2140A	3/8,IMP,UNIVERSAL,JOINT	1	4626	SKT,1/2,6P,STD,IMP,13/16	1
2610	SKT,3/8,6P,STD,IMP,5/16	1	4628	SKT,1/2,6P,STD,IMP,7/8	1
2612	SKT,3/8,6P,STD,IMP,3/8	1	2630	SKT,1/2,6P,STD,IMP,15/16	1
2614	SKT,3/8,6P,STD,IMP,7/16	1	4632	SKT,1/2,6P,STD,IMP,1	1
2616	SKT,3/8,6P,STD,IMP,1/2	1	4634	SKT,1/2,6P,STD,IMP,1-1/16	1
2618	SKT,3/8,6P,STD,IMP,9/16	1	4636	SKT,1/2,6P,STD,IMP,1-1/8	1
2620	SKT,3/8,6P,STD,IMP,5/8	1	4638	SKT,1/2,6P,STD,IMP,1-3/16	1
2622	SKT,3/8,6P,STD,IMP,11/16	1	4640	SKT,1/2,6P,STD,IMP,1-1/4	1
2624	SKT,3/8,6P,STD,IMP,3/4	1	14612	SKT,1/2,6P,DP,IMP,3/8	1
12610	SKT,3/8,6P,DP,IMP,5/16	1	14614	SKT,1/2,6P,DP,IMP,7/16	1
12612	SKT,3/8,6P,DP,IMP,3/8	1	14616	SKT,1/2,6P,DP,IMP,1/2	1
12614	SKT,3/8,6P,DP,IMP,7/16	1	14618	SKT,1/2,6P,DP,IMP,9/16	1
12616	SKT,3/8,6P,DP,IMP,1/2	1	14620	SKT,1/2,6P,DP,IMP,5/8	1
12618	SKT,3/8,6P,DP,IMP,9/16	1	14622	SKT,1/2,6P,DP,IMP,11/16	1
12620	SKT,3/8,6P,DP,IMP,5/8	1	14624	SKT,1/2,6P,DP,IMP,3/4	1
12622	SKT,3/8,6P,DP,IMP,11/16	1	14626	SKT,1/2,6P,DP,IMP,13/16	1
12624	SKT,3/8,6P,DP,IMP,3/4	1	14628	SKT,1/2,6P,DP,IMP,7/8	1
2M610	SKT,3/8,6P,STD,IMP,10MM	1	14630	SKT,1/2,6P,DP,IMP,15/16	1
2M612	SKT,3/8,6P,STD,IMP,12MM	1	14632	SKT,1/2,6P,DP,IMP,1	1
2M613	SKT,3/8,6P,STD,IMP,13MM	1	14634	SKT,1/2,6P,DP,IMP,1-1/16	1
2M614	SKT,3/8,6P,STD,IMP,14MM	1	14636	SKT,1/2,6P,DP,IMP,1-1/8	1
2M615	SKT,3/8,6P,STD,IMP,15MM	1	14640	SKT,1/2,6P,DP,IMP,1-1/4	1
2M617	SKT,3/8,6P,STD,IMP,17MM	1	4M613	SKT,1/2,6P,STD,IMP,13MM	1
2M618	SKT,3/8,6P,STD,IMP,18MM	1	4M614	SKT,1/2,6P,STD,IMP,14MM	1
2M619	SKT,3/8,6P,STD,IMP,19MM	1	4M615	SKT,1/2,6P,STD,IMP,15MM	1
4105A	1/2,IMP,EXT,6	1	4M616	SKT,1/2,6P,STD,IMP,16MM	1
4140A	1/2,IMP,U-JOINT	1	4M617	SKT,1/2,6P,STD,IMP,17MM	1
42A	1/2,ADAP,1/2F X 3/8M	1	4M618	SKT,1/2,6P,STD,IMP,18MM	1
46	1/2,ADAP,1/2F X 3/4M	1	4M619	SKT,1/2,6P,STD,IMP,19MM	1
4612	SKT,1/2,6P,STD,IMP,3/8	1	4M621	SKT,1/2,6P,STD,IMP,21MM	1
4614	SKT,1/2,6P,STD,IMP,7/16	1	4M622	SKT,1/2,6P,STD,IMP,22MM	1
4616	SKT,1/2,6P,STD,IMP,1/2	1	4M624	SKT,1/2,6P,STD,IMP,24MM	1
4618	SKT,1/2,6P,STD,IMP,9/16	1	4M627	SKT,1/2,6P,STD,IMP,27MM	1
4620	SKT,1/2,6P,STD,IMP,5/8	1			
4622	SKT,1/2,6P,STD,IMP,11/16	1			



Screwdrivers

BD22		QTY.
GS50	GASKET SCRAPER 1/2" Blade	1
GS75	GASKET SCRAPER 3/4" Blade	1
GS100	GASKET SCRAPER 1" Blade	1
GS150	GASKET SCRAPER 1 1/2" Blade	1
SDE4	SCREWDRIVER, ELECTRICAL, 4"	1
SDE6	SCREWDRIVER, ELECTRICAL, 6"	1
SDE8	SCREWDRIVER, ELECTRICAL, 8"	1
SDP1	SCREWDRIVER, PHILLIP, 1-1/2"	1
SDP3	SCREWDRIVER, PHILLIP, 3"	1
SDP4	SCREWDRIVER, PHILLIP, 4"	1
SDP6	SCREWDRIVER, PHILLIP, 6"	1
SDR4	SCREWDRIVER, MECHANICS, 4"	1
SDR6	SCREWDRIVER, HEAVY, DUTY, 6"	1
SDR8	SCREWDRIVER, HEAVY, DUTY, 8"	1
SDS1	SCREWDRIVER, STUBBY, 1-1/2"	1
SDS4	SCREWDRIVER, SQ-BLADE, 4"	1
SDS6	SCREWDRIVER, SQ-BLADE, 6"	1
SDS8	SCREWDRIVER, SQ-BLADE, 8"	1
SDS10	SCREWDRIVER, SQ-BLADE, 10"	1
SDS12	SCREWDRIVER, SQ-BLADE, 12"	1



Tool Display Boards

Chisel Boards



BD23	QTY.	BD23	QTY.
C120	1	P4	1
C124	1	P5	1
C129	1	P6	1
C132	1	P7	1
C10	1	P8	1
C12	1	P10	1
C16	1	P23	1
C20	1	P24	1
C24	1	P25	1
C28	1	P26	1
C32	1	P26A	1
C39	1	P27	1
C40	1	P28	1
C42	1	P28A	1
P32	1	P29	1
P33	1	192	1
P38	1	193	1
P39	1	196	1
P40	1	197	1
P42	1		
P43	1		
P2	1		
P3	1		



BD23 with Optional Fiberglass Hammers	QTY.
BD23	SAME AS ABOVE PLUS HAMMERS
HPD2	1
HPD3	1
HPD4	1
HSB15	1
HSB25	1

HAMMER OPTION

Chisel Boards



PRY BAR OPTION

BD23 with Pry Bar Option		QTY.
BD23	Same as BD23 plus hammers	
192	PRY,BAR,BLK,ROLL,1/2X12	1
193	PRY,BAR,BLK,ROLL,1/2X15	1
196	PRY,BAR,BLK,STR,5/8X16	1
197	PRY,BAR,BLK,STR,3/4X24	1




COUNTER TOP DISPLAY

BD24 Counter Top		QTY.	BD24 Counter Top		QTY.
C120	CHISEL,COLD,LNG,3/4	1	P4	PUNCH,PIN,1/8	1
C124	CHISEL,COLD,LNG,5/8	1	P5	PUNCH,PIN,5/32	1
C129	CHISEL,COLD,LNG,7/8	1	P6	PUNCH,PIN,3/16	1
C132	CHISEL,COLD,LNG,1	1	P7	PUNCH,PIN,7/32	1
C10	CHISEL,COLD,STD,5/16	1	P8	PUNCH,PIN,1/4	1
C12	CHISEL,COLD,STD,3/8	1	P10	PUNCH,PIN,5/16	1
C16	CHISEL,COLD,STD,1/2	1	P23	PUNCH,DRIFT,3/32	1
C20	CHISEL,COLD,STD,5/8	1	P24	PUNCH,DRIFT,1/8	1
C24	CHISEL,COLD,STD,3/4	1	P25	PUNCH,TAPER,5/32	1
C28	CHISEL,COLD,STD,7/8	1	P26	PUNCH,TAPER,3/16	1
C32	CHISEL,COLD,STD,1	1	P26A	PUNCH,DRIFT,7/32	1
C39	CHISEL,CAPE,STD,1/8	1	P27	PUNCH,TAPER,1/4	1
C40	CHISEL,CAPE,STD,3/16	1	P28	PUNCH,TAPER,5/16	1
C42	CHISEL,CAPE,STD,1/4	1	P28A	PUNCH,DRIFT,1/4	1
P32	PUNCH,PRICK,3/8	1	P29	PUNCH,DRIFT,5/16	1
P33	PUNCH,PRICK,1/2	1	192	PRY BAR,BLK,ROLL 1/2X12	1
P38	PUNCH,CENTER,1/4	1	193	PRY BAR,BLK,ROLL 1/2X15	1
P39	PUNCH,CENTER,5/16	1	196	PRY BAR,BLK,STR 5/8X16	1
P40	PUNCH,CENTER,3/8	1	197	PRY BAR,BLK,STR 3/4X24	1
P42	PUNCH,CENTER,1/2	1			
P43	PUNCH,CENTER,5/8	1			
P2	PUNCH,PIN,1/16	1			
P3	PUNCH,PIN,3/32	1			

Misc. Display Board Parts Part Number Interchange



Header, Hooks & Peg Boards



PART NO.		QTY.
BD-HEADER	Tool Board Header 23.5" x 3" Molded in Black, Raised Letter, w/2 Mounting Screws	1
1	STRAIGHT HOOK	10
2	HEAVY DUTY STRAIGHT HOOK	5
3	LOOP HOOK	5
BD8	UNIVERSAL PEG BOARD	1

Part Number Interchange

Combination Wrenches - Chrome						Combination Wrenches Ind. Black (cont)						Combination Wrenches — Chrome — Metric (cont)						Combination Wrenches — Ind. Black — Metric					
Part Number						Part Number						Part Number						Part Number					
Wrench Opening	Martin	Snap-On	Proto	Armstrong	Gray	Wrench Opening	Martin	Snap-On	Proto	Armstrong	Gray	Wrench Opening	Martin	Snap-On	Proto	Armstrong	Gray	Wrench Opening	Martin	Snap-On	Proto	Armstrong	Gray
1/4	1158	OEX8	1208A	25-208	3108	3/4	BLK1166	GOEX24A	1224BASD	30-224	3124B	24MM	1124MM	OEXM240A	1224M	52-224	MC24	36MM	BLK1136MM	—	N.A.	N.A.	—
5/16	1159	OEX10A	1210A	25-210	3110	13/16	BLK1167A	GOEX26A	1226BASD	30-226	3126B	25MM	1125MM	OEXM250A	1225M	52-225	MC25	41MM	BLK1141MM	—	N.A.	N.A.	—
11/32	1159A	OEX11A	1211A	25-211	3111	7/8	BLK1167	GOEX28A	1228BASD	30-228	3128B	26MM	1126MM	OEXM260A	1226M	52-226	MC26	46MM	BLK1146MM	—	N.A.	N.A.	—
3/8	1160	OEX12A	1212ASD	25-212	3112	15/16	BLK1168	GOEX30A	1230BASD	30-230	3130B	27MM	1127MM	OEXM270A	1227M	52-227	MC27	50MM	BLK1150MM	—	N.A.	N.A.	—
7/16	1161	OEX14A	1214ASD	25-214	3114	1	BLK1170	GOEX32A	1232BASD	30-232	3132B	28MM	1128MM	—	1228M	—	MC28	55MM	BLK1155MM	—	N.A.	N.A.	—
1/2	1162	OEX16A	1216ASD	25-216	3116	1-1/16	BLK1171	GOEX34A	1234BASD	30-234	3134B	29MM	1129MM	OEXM290A	1229M	—	MC29	60MM	BLK1160MM	—	N.A.	N.A.	—
9/16	1163	OEX18A	1218ASD	25-218	3118	1-1/8	BLK1172	GOEX36	1236BASD	30-236	3136B	30MM	1130MM	OEXM300A	1230M	52-230	MC30						
5/8	1164	OEX20A	1220ASD	25-220	3120	1-1/4	BLK1173	GOEX40	1240BASD	30-240	3140B	32MM	1132MM	OEXM320A	1232M	52-232	MC32						
11/16	1165	OEX22A	1222ASD	25-222	3122	1-5/16	BLK1174	GOEX42	1242B	30-242	3142B	34MM	1134MM	OEXM340	—	—	—						
3/4	1166	OEX24A	1224ASD	25-224	3124	1-3/8	BLK1175	GOEX44	1244B	30-244	3144B	36MM	1136MM	OEXM360	1236M	52-236	MC36						
13/16	1167A	OEX26A	1226ASD	25-226	3126	1-7/16	BLK1176	GOEX46A	1246B	30-246	3146B	41MM	1141MM	—	1241M	52-241	MC41						
7/8	1167	OEX28A	1228ASD	25-228	3128	1-1/2	BLK1177	GOEX48A	1248B	30-248	3148B	46MM	1146MM	—	1246M	52-246	MC46						
15/16	1168	OEX30A	1230ASD	25-230	3130	1-5/8	BLK1180	GOEX52A	1252B	30-252	3152B	50MM	1150MM	—	1250M	—	MC50						
1	1170	OEX32A	1232ASD	25-232	3132	1-11/16	BLK1182	GOEX54	1254B	30-254	3154B	55MM	1155MM	—	—	—	MC55						
1-1/16	1171	OEX34A	1234ASD	25-234	3134	1-3/4	BLK1184	GOEX56	1256B	30-256	3156B	60MM	1160MM	—	—	—	MC60						
1-1/8	1172	OEX36	1236ASD	25-236	3136	1-13/16	BLK1186	GOEX58	1258B	30-258	3158B												
1-1/4	1173	OEX40	1240	25-240	3140	1-7/8	BLK1188	GOEX60	1260B	30-260	3160B												
1-5/16	1174	OEX42	1242	25-242	3142	2	BLK1190	GOEX64	1264B	30-264	3164B												
1-3/8	1175	OEX44	1244	25-244	3144	2-1/16	BLK1191	—	—	30-266	—												
1-7/16	1176	OEX46A	1246	25-246	3146	2-1/8	BLK1192	—	—	30-268	—												
1-1/2	1177	OEX48A	1248	25-248	3148	2-3/16	BLK1193	—	—	30-270	—												
1-5/8	1180	OEX52A	1252	25-252	3152	2-1/4	BLK1194	—	—	30-272	—												
1-11/16	1182	OEX54	1254	25-254	3154	2-3/8	BLK1195	—	—	30-276	—												
1-3/4	1184	OEX56	1256	25-256	3156	2-1/2	BLK1196	—	—	30-280	—												
1-13/16	1186	OEX58	1258	25-258	3158																		
1-7/8	1188	OEX60	1260	25-260	3160																		
2	1190	OEX64	1264	25-264	3164																		
2-1/16	1191	—	1266	25-266	3166	Combination Wrenches — Chrome — Metric																	
2-1/8	1192	—	1268	25-268	3168	Wrench Opening	Martin	Snap-On	Proto	Armstrong	Gray												
2-3/16	1193	—	1270	25-270	3170	6MM	1106MM	—	—	—	MC6												
2-1/4	1194	—	1272	25-272	3172	7MM	1107MM	—	1207M	—	MC7												
2-3/8	1195	—	1276	25-276	3176	8MM	1108MM	OEXM80	1208M	—	MC8												
2-1/2	1196	—	1280	25-280	3180	9MM	1109MM	OEXM90A	1209M	—	MC9												
						10MM	1110MM	OEXM100A	1210M	52-210	MC10												
						11MM	1111MM	OEXM110A	1211M	52-211	MC11												
						12MM	1112MM	OEXM120A	1212M	52-212	MC12												
						13MM	1113MM	OEXM130A	1213M	52-213	MC13												
						14MM	1114MM	OEXM140A	1214M	52-214	MC14												
						15MM	1115MM	OEXM150A	1215M	52-215	MC15												
						16MM	1116MM	OEXM160A	1216M	52-216	MC16												
						17MM	1117MM	OEXM170A	1217M	52-217	MC17												
						18MM	1118MM	OEXM180A	1218M	52-218	MC18												
						19MM	1119MM	OEXM190A	1219M	52-219	MC19												
						20MM	1120MM	OEXM200A	1220M	52-220	MC20												
						21MM	1121MM	OEXM210A	1221M	52-221	MC21												
						22MM	1122MM	OEXM220A	1222M	52-222	MC22												
						23MM	1123MM	OEXM230A	1223M	52-223	MC23												
												24MM	1124MM	OEXM240A	N.A.	56-224	MC24						
												25MM	BLK1125MM	—	N.A.	N.A.	MC25						
												26MM	BLK1126MM	—	N.A.	N.A.	—	1-1/16 x 1-1/8	1036B	—	3050	26-166	E3436
												27MM	BLK1127MM	—	N.A.	N.A.	—	1-1/16 x 1-1/4	1037	V03440	3051	26-169	E3440
												28MM	BLK1128MM	—	N.A.	N.A.	—	1-1/8 x 1-1/4	1737	—	—	26-172	E3640
												29MM	BLK1129MM	—	N.A.	N.A.	—	1-1/8 x 1-5/16	1037A	—	—	—	E3642
												30MM	BLK1130MM	—	N.A.	N.A.	—	1-1/4 x 1-5/16	1039B	V04042	3055	26-178	E4042
												32MM	BLK1132MM	—	N.A.	N.A.	—	1-1/4 x 1-7/16	1039	—	—	—	—
												34MM	BLK1134MM	—	N.A.	N.A.	—	1-5/16 x 1-1/2	1039A	—	—	26-187	—



Part Number Interchange

Double Head Open End Wrenches - Chrome (cont)

Wrench Opening	Martin	Part Number	Snap-On	Proto	Armstrong	Gray
1-3/8 x 1-7/16	1039C	V04446	3060	26-190		
1-1/4 x 1-5/8	1040	—	—	—	—	—
1-7/16 x 1-5/8	1041	—	—	26-199		
1-1/2 x 1-5/8	1041B	V04852	3070	26-202		

Double Head Open End Wrenches - Ind. Black

Wrench Opening	Martin	Part Number	Snap-On	Proto	Armstrong	Gray
1/4 x 5/16	BLK1020	GV0810	—	—	—	—
5/16 x 11/32	BLK1720	—	—	—	—	—
5/16 x 3/8	BLK1721	GV01012	3020B	30-734	E1012B	
5/16 x 13/32	BLK1021	—	—	—	—	—
3/8 x 7/16	BLK1723	GV01214	3021B	30-743	E1214B	
3/8 x 1/2	BLK1723A	—	—	—	—	—
7/16 x 1/2	BLK1725	GV01416	3025B	30-758	E1416B	
7/16 x 9/16	BLK1725A	—	—	—	—	—
1/2 x 9/16	BLK1725B	GV01618	3026B	30-767	E1618B	
1/2 x 5/8	BLK1726	—	—	—	—	—
9/16 x 5/8	BLK1727	GV01820	3030B	30-779	E1820B	
9/16 x 11/16	BLK1027C	—	—	—	—	—
19/32 x 11/16	BLK1027	—	—	—	—	—
5/8 x 11/16	BLK1027B	GV02022	3034B	30-794	E2022B	
9/16 x 3/4	BLK1728	—	—	—	—	—
5/8 x 3/4	BLK1729	GV02024	3031B	30-797	E2024B	
11/16 x 3/4	BLK1029B	GV02224	3035B	30-806	E2224B	
11/16 x 25/32	BLK1029	—	—	—	—	—
11/16 x 13/16	BLK1029C	—	—	—	—	—
11/16 x 7/8	BLK1030	—	—	—	—	—
3/4 x 13/16	BLK1731	GV02426	—	—	—	—
3/4 x 7/8	BLK1731A	GV02428	3039B	30-824	E2428B	
13/16 x 7/8	BLK1731B	GV02628	3040B	—	E2628B	
7/8 x 15/16	BLK1033A	GV02830	—	—	—	—
7/8 x 1	BLK1733	—	—	—	—	—
15/16 x 1	BLK1033C	GV03032	3045B	30-851	E3032B	
7/8 x 1-1/16	BLK1034	—	—	—	—	—
15/16 x 1-1/16	BLK1034A	—	—	—	—	—
1 x 1-1/8	BLK1735	—	—	—	—	—
1-1/16 x 1-1/8	BLK1036B	—	3050B	—	E3436B	
1-1/16 x 1-1/4	BLK1037	GV03440	3051B	30-869	E3440B	
1-1/8 x 1-1/4	BLK1737	—	—	30-872	—	
1-1/8 x 1-5/16	BLK1037A	—	—	—	—	—
1-1/4 x 1-5/16	BLK1039B	GV04042	3055B	—	E4042B	
1-1/4 x 1-7/16	BLK1039	—	—	—	E4046B	
1-5/16 x 1-1/2	BLK1039A	—	—	—	—	—
1-3/8 x 1-7/16	BLK1039C	GV04446	3060B	—	—	—
1-1/4 x 1-5/8	BLK1040	—	—	—	—	—
1-7/16 x 1-5/8	BLK1041	—	—	30-896	—	—
1-1/2 x 1-5/8	BLK1041B	GV04852	3070B	30-902	—	—
1-11/16 x 1-7/8	BLK44A	—	—	—	—	—
1-13/16 x 2	BLK45	—	—	—	—	—
2-3/16 x 2-3/8	BLK49	—	—	—	—	—
2-1/4 x 2-7/16	BLK49A	—	—	—	—	—

Double Offset Box Wrenches - Long Pattern - 45° - Ind. Black

Wrench Opening	Martin	Part Number	Snap-On	Proto	Armstrong	Gray
3/8 x 7/16	BLK8723	GXB1214	N.A.	32-243	2840B	
7/16 x 1/2	BLK8725	GXB1416	N.A.	32-258	—	
1/2 x 9/16	BLK8725B	GXB1618	N.A.	32-267	2843B	
9/16 x 5/8	BLK8727	GXB1820	N.A.	32-279	—	
5/8 x 11/16	BLK8727A	GXB2022	N.A.	—	2846B	
5/8 x 3/4	BLK8729	GXB2024	N.A.	32-297	—	
11/16 x 3/4	BLK8029B	GXB2224	N.A.	32-306	—	
3/4 x 7/8	BLK8731A	—	N.A.	32-324	—	
13/16 x 7/8	BLK8731B	GXB2628	N.A.	32-333	2852B	
7/8 x 15/16	BLK8033A	GXB2830	N.A.	—	—	
15/16 x 1	BLK8033C	GXB3032	N.A.	32-351	2855B	
1 x 1-1/8	BLK8735	—	N.A.	—	—	
1-1/16 x 1-1/8	BLK8735A	—	N.A.	32-366	2858B	
1-1/16 x 1-1/4	BLK8037	GXB3440	N.A.	32-369	—	
1-1/8 x 1-5/16	BLK8037A	—	N.A.	—	—	
1-1/4 x 1-5/16	BLK8039B	GXB4042	N.A.	—	—	
1-1/4 x 1-7/16	BLK8039	—	N.A.	—	2864B	
1-5/16 x 1-1/2	BLK8040A	—	N.A.	—	—	
1-3/8 x 1-7/16	BLK8040C	GXB4446	N.A.	—	—	
1-3/8 x 1-1/2	BLK8040	—	N.A.	—	—	
1-7/16 x 1-1/2	BLK8040B	—	N.A.	—	—	

Double Offset Box Wrenches - Short Pattern - 45° - Ind. Black

Wrench Opening	Martin	Part Number	Snap-On	Proto	Armstrong	Gray
11/32 x 11/32	3710A	VS11A	3322	N.A.	N.A.	
3/8 x 3/8	3710	VS12A	3324	27-812	N.A.	
7/16 x 7/16	3711	VS14A	3328	27-814	N.A.	
1/2 x 1/2	3712	VS16A	3332	27-816	N.A.	
9/16 x 9/16	3713	VS18A	3336	27-818	N.A.	
5/8 x 5/8	3714	VS20A	3340	27-820	N.A.	
11/16 x 11/16	3715	VS22A	—	27-822	N.A.	
3/4 x 3/4	3716	VS24A	—	27-824	N.A.	
13/16 x 13/16	3717	VS26A	—	27-826	N.A.	
7/8 x 7/8	3718	VS28A	—	27-828	N.A.	
15/16 x 15/16	3719	VS30A	—	27-830	N.A.	
1 x 1	3720	VS32A	—	27-832	N.A.	
1-1/16 x 1-1/16	3721	VS34A	—	27-834	N.A.	
1-1/8 x 1-1/8	3722	VS36A	—	27-836	N.A.	
1-3/16 x 1-3/16	3723A	—	N.A.	N.A.		
1-1/4 x 1-1/4	3723	VS40A	—	27-840	N.A.	
1-3/8 x 1-3/8	3724	VS42A	—	27-844	N.A.	
1-7/16 x 1-7/16	3725	VS46A	—	27-846	N.A.	
1-1/2 x 1-1/2	3726	VS48A	—	27-848	N.A.	

Hydraulic Wrenches - Angle Openings - 15°-60° - Chrome

Wrench Opening	Martin	Part Number	Snap-On	Proto	Armstrong	Gray
11/32 x 11/32	3710A	VS11A	3322	N.A.	N.A.	
3/8 x 3/8	3710	VS12A	3324	27-812	N.A.	
7/16 x 7/16	3711	VS14A	3328	27-814	N.A.	
1/2 x 1/2	3712	VS16A	3332	27-816	N.A.	
9/16 x 9/16	3713	VS18A	3336	27-818	N.A.	
5/8 x 5/8	3714	VS20A	3340	27-820	N.A.	
11/16 x 11/16	3715	VS22A	—	27-822	N.A.	
3/4 x 3/4	3716	VS24A	—	27-824	N.A.	
13/16 x 13/16	3717	VS26A	—	27-826	N.A.	
7/8 x 7/8	3718	VS28A	—	27-828	N.A.	
15/16 x 15/16	3719	VS30A	—	27-830	N.A.	
1 x 1	3720	VS32A	—	27-832	N.A.	
1-1/16 x 1-1/16	3721	VS34A	—	27-834	N.A.	
1-1/8 x 1-1/8	3722	VS36A	—	27-836	N.A.	
1-3/16 x 1-3/16	3723A	—	N.A.	N.A.		
1-1/4 x 1-1/4	3723	VS40A	—	27-840	N.A.	
1-3/8 x 1-3/8	3724	VS42A	—	27-844	N.A.	
1-7/16 x 1-7/16	3725	VS46A	—	27-846	N.A.	
1-1/2 x 1-1/2	3726	VS48A	—	27-848	N.A.	

Hydraulic Wrenches - Angle Openings - 15°-60° - Ind. Black

Wrench Opening	Martin	Part Number	Snap-On	Proto	Armstrong	Gray
11/32 x 11/32	BLK3710A	—	N.A.	N.A.	N.A.	
3/8 x 3/8	BLK3710	GV512A	N.A.	N.A.	N.A.	
7/16 x 7/16	BLK3711	GV514A	N.A.	N.A.	N.A.	
1/2 x 1/2	BLK3712	GV516A	N.A.	N.A.	N.A.	
9/16 x 9/16	BLK3713	GV518A	N.A.	N.A.	N.A.	
5/8 x 5/8	BLK3714	GV520A	N.A.	N.A.	N.A.	
11/16 x 11/16	BLK3715	GV522A	N.A.	N.A.	N.A.	
3/4 x 3/4	BLK3716	GV524A	N.A.	N.A.	N.A.	
13/16 x 13/16	BLK3717	GV526A	N.A.	N.A.	N.A.	
7/8 x 7/8	BLK3718	GV528A	N.A.	N.A.	N.A.	
15/16 x 15/16	BLK3719	GV530A	N.A.	N.A.	N.A.	
1 x 1	BLK3720	GV532A	N.A.	N.A.	N.A.	
1-1/16 x 1-1/16	BLK3721	—	N.A.	N.A.	N.A.	
1-1/8 x 1-1/8	BLK3722	—	N.A.	N.A.	N.A.	
1-3/16 x 1-3/16	BLK3723A	—	N.A.	N.A.	N.A.	
1-1/4 x 1-1/4	BLK3723	—	N.A.	N.A.	N.A.	
1-3/8 x 1-3/8	BLK3724	—	N.A.	N.A.	N.A.	
1-7/16 x 1-7/16	BLK3725	—	N.A.	N.A.	N.A.	
1-1/2 x 1-1/2	BLK3726	—	N.A.	N.A.	N.A.	

Service Wrenches 30° - Chrome

Wrench Opening	Martin	Part Number	Snap-On	Proto	Armstrong	Gray
3/4	1224	N.A.	3524	28-024	N.A.	
13/16	1226	N.A.	3526	—	N.A.	
7/8	1228	N.A.	3528	28-028	N.A.	
15/16	1230	N.A.	3530	28-030	N.A.	
1	1232	N.A.	3532	28-032	N.A.	
1-1/16	1234	N.A.	3534	28-034	N.A.	
1-1/8	1236	N.A.	3536	28-036	N.A.	
1-3/16	1238	N.A.	3538	28-038	N.A.	
1-1/4	1240	N.A.	3540	28-040	N.A.	
1-5/16	1236S	N.A.	—	—	N.A.	
1-5/16	1242	N.A.	3542	28-042	N.A.	
1-3/8	1244	N.A.	3544	28-044	N.A.	
1-7/16	1246	N.A.	3546	28-046	N.A.	
1-1/2	1248	N.A.	3548	28-048	N.A.	
1-9/16	1250	N.A.	3550	28-050	N.A.	
1-5/8	1252	N.A.	3552	28-052	N.A.	
1-11/16	1254	N.A.	3554	—	N.A.	
1-3/4	1256	N.A.	3556	28-056	N.A.	
1-13/16	1258	N.A.	3558	—	N.A.	
1-7/8	1260	N.A.	3560	28-060	N.A.	
1-15/16	1262	N.A.	3562	—	N.A.	
2	1264	N.A.	3564	28-064	N.A.	
2 1/8	1268	N.A.	3568	28-068	N.A.	
2 1/4	1272	N.A.	3572	28-072	N.A.	
2 3/8	1276	N.A.</				

Part Number Interchange



Pin Spanner — Ind. Black					
For Circle Diameter	Part Number				
	Martin	Snap-On	Proto	Armstrong	Gray
1	452	N.A.	N.A.	34-201	N.A.
1-1/4	453	N.A.	N.A.	34-204	N.A.
1-1/2	454	N.A.	N.A.	34-207	N.A.
1-3/4	455	N.A.	N.A.	34-210	N.A.
2	456	N.A.	N.A.	34-213	N.A.
2-1/4	457	N.A.	N.A.	34-216	N.A.
2-1/2	458	N.A.	N.A.	34-219	N.A.
2-3/4	459	N.A.	N.A.	34-222	N.A.
3	460	N.A.	N.A.	34-225	N.A.
3-1/4	461	N.A.	N.A.	34-228	N.A.
3-1/2	462	N.A.	N.A.	34-231	N.A.
3-3/4	463	N.A.	N.A.	34-234	N.A.
4	464	N.A.	N.A.	34-237	N.A.
5	466	N.A.	N.A.	34-240	N.A.
6	468	N.A.	N.A.	34-243	N.A.

Face Spanner — Ind. Black					
Center Distance of Pins	Part Number				
	Martin	Snap-On	Proto	Armstrong	Gray
1	418	N.A.	N.A.	34-101	N.A.
1-1/4	420	N.A.	N.A.	34-104	N.A.
1-1/2	422	N.A.	N.A.	34-107	N.A.
1-3/4	424	N.A.	N.A.	34-110	N.A.
2	426	N.A.	N.A.	34-113	N.A.
2-1/4	428	N.A.	N.A.	34-116	N.A.
2-1/2	430	N.A.	N.A.	34-119	N.A.
2-3/4	432	N.A.	N.A.	34-122	N.A.
3	434	N.A.	N.A.	34-124	N.A.
3-1/4	436	N.A.	N.A.	34-127	N.A.
3-1/2	438	N.A.	N.A.	34-130	N.A.
3-3/4	440	N.A.	N.A.	34-133	N.A.
4	442	N.A.	N.A.	34-136	N.A.

Adjustable Hook Spanner — Ind. Black					
Capacity Range	Part Number				
	Martin	Snap-On	Proto	Armstrong	Gray
3/4 to 2	471	AHS300	C471	34-301	AHS2
1-1/4 to 3	472	AHS301	C472	34-304	AHS3
2 to 4-3/4	474	AHS304	C474	34-307	AHS4
4-1/2 to 6-1/4	474A	AHS307	C474A	34-310	AHS6
6-1/8 to 8-3/4	474B	—	—	34-313	AHS8

Adjustable Pin Spanner — Ind. Black					
Capacity Range	Part Number				
	Martin	Snap-On	Proto	Armstrong	Gray
3/4 to 2	471	APS351	N.A.	34-351	APS2
3/4 to 2	0471A	—	N.A.	34-354	APS21
1-1/4 to 3	472	—	N.A.	34-357	APS3
1-1/4 to 3	0472A	—	N.A.	34-360	APS31
2 to 4-3/4	474	APS363	N.A.	34-363	—
4-1/2 to 6-1/4	0474A	APS366	N.A.	34-366	APS6

Construction Wrench 15° Angle — Ind. Black					
Wrench Opening	Part Number				
	Martin	Snap-On	Proto	Armstrong	Gray
5/8	203A	N.A.	C203A	32-820	N.A.
11/16	203	N.A.	C203	32-822	N.A.
3/4	204A	N.A.	C204A	32-824	N.A.
7/8	205	N.A.	C205	32-828	N.A.
15/16	206	N.A.	C206C	32-830	N.A.
1	206B	N.A.	C206B	32-832	N.A.
1-1/16	207	N.A.	C207	32-834	N.A.
1-1/8	207A	N.A.	C207A	32-836	N.A.
1-1/4	208	N.A.	C208	32-840	N.A.
1-5/16	208A	N.A.	—	32-842	N.A.
1-7/16	209	N.A.	C209	32-846	N.A.
1-1/2	209A	N.A.	C209A	32-848	N.A.
1-5/8	210	N.A.	C210	32-852	N.A.
1-11/16	210A	N.A.	C210A	—	N.A.
1-13/16	211	N.A.	C211	32-858	N.A.
1-7/8	211A	N.A.	C211A	32-860	N.A.
2	212	N.A.	C212	32-864	N.A.

Structural Wrench Offset — Ind. Black					
Wrench Opening	Part Number				
	Martin	Snap-On	Proto	Armstrong	Gray
5/8	903A	N.A.	C903A	32-520	903A
11/16	903	N.A.	C903	—	903
3/4	904A	N.A.	C904A	32-524	904A
13/16	905A	N.A.	C905A	—	—
7/8	905	N.A.	C905	32-528	905
15/16	906C	N.A.	C905B	32-530	906
1	906B	N.A.	C906B	32-532	906B
1-1/16	907	N.A.	C907	32-534	907
1-1/8	907A	N.A.	C907A	32-536	907A
1-1/4	908	N.A.	C908	32-540	908
1-5/16	908A	N.A.	C908A	32-542	908A
1-7/16	909	N.A.	C909	32-546	909
1-1/2	909A	N.A.	C909A	32-548	909A
1-5/8	910	N.A.	C910	32-552	910
1-11/16	910A	N.A.	C910A	32-554	—
1-13/16	911	N.A.	C911	32-558	911
1-7/8	911A	N.A.	C911A	32-560	911A
2	912	N.A.	C912	32-564	912

Structural Box Wrenches — Ind. Black					
Wrench Opening	Part Number				
	Martin	Snap-On	Proto	Armstrong	Gray
13/16	8905A	N.A.	2613	—	N.A.
7/8	8905	N.A.	2614	32-728	N.A.
15/16	8906	N.A.	2615	32-730	N.A.
1	8906B	N.A.	2616	32-732	N.A.
1-1/16	8907	N.A.	2617	32-734	N.A.
1-1/8	8907A	N.A.	2618	32-736	N.A.
1-1/4	8908	N.A.	2620	32-740	N.A.
1-5/16	8908A	N.A.	2621	32-742	N.A.
1-7/16	8909	N.A.	2623	32-746	N.A.
1-1/2	8909A	N.A.	2624	32-748	N.A.
1-5/8	8910	N.A.	2626	32-752	N.A.
1-11/16	8910A	N.A.	2627	32-754	N.A.
1-3/8	8911	N.A.	2629	32-758	N.A.
1-7/8	8911A	N.A.	2630	32-760	N.A.
2	8912	N.A.	2632	32-764	N.A.
2-3/16	8913	N.A.	2635	32-770	N.A.
2-3/8	8914	N.A.	2638	32-776	N.A.
2-9/16	8915	N.A.	2641	32-782	N.A.
2-3/4	8916	N.A.	2644	32-788	N.A.

Striking Face Box Wrenches — Offset Pattern — Ind. Black					
Wrench Opening	Part Number				
	Martin	Snap-On	Proto	Armstrong	Gray
1-1/16	8807	X340B	2617SW	33-034	66834
1-1/8	8807A	X360B	2618SW	33-036	66836
1-1/4	8808	X400C	2620SW	33-040	66840
1-5/16	8808A	X420B	2621SW	33-042	66842
1-3/8	8809B	X440B	—	—	66844
1-7/16	8809	X460B	2623SW	33-046	66846
1-1/2	8809A	X480B	2624SW	33-048	66848
1-5/8	8810	X520B	2626SW	33-052	66852
1-11/16	8810A	X540B	2627SW	33-054	66854
1-3/4	8811B	X560B	2628SW	33-056	66856
1-13/16	8811	X580B	2629SW	33-058	66858
1-7/8	8811A	X600B	2630SW	33-060	66860
1-15/16	8812A	—	—	33-062	66862
2	8812	X640B	2632SW	33-064	66864
2-1/8	8813B	—	2634SW	33-068	66868
2-3/16	8813	X700B	2635SW	33-070	66870
2-1/4	8813A	X720B	2636SW	33-072	66872
2-5/16	8814A	—	2637SW	33-074	66874
2-3/8	8814	X760B	2638SW	33-076	66876
2-1/2	8815B	—	2640SW	33-080	66880
2-9/16	8815	X820B	2641SW	33-082	66882
2-5/8	8815A	X840B	2642SW	33-084	66884
2-3/4	8816	X880B	2644SW	33-088	66888
2-15/16	8816B	X940B	2647SW	33-094	66894
3	8817	—	2648SW	33-096	66896
3-1/8	8817A	X1000B	2650SW	33-100	66898

Striking Face Box Wrenches — Straight Pattern — Ind. Black					
Wrench Opening	Part Number				
	Martin	Snap-On	Proto	Armstrong	Gray
1-1/16	8832MM	N.A.	2632WM	59-032	66832
3/8	8836MM	N.A.	2636WM	59-036	66836
1/2	8841MM	N.A.	2641WM	59-041	66841
5/8	8846MM	N.A.	2646WM	59-046	66846
3/4	8850MM	N.A.	2650WM	59-050	66850
7/8	8855MM	N.A.	2655WM	59-055	66855
15/16	8860MM	N.A.	2660WM	59-060	66860
1	8865MM	N.A.	2665WM	59-065	66865
1-1/16	8870MM	N.A.	2670WM	59-070	66870
1-1/8	8875MM	N.A.	2675WM	59-075	66875
1-1/4	8880MM	N.A.	2680WM	59-080	66880

Striking Face 6 Pt. Box Wrenches — Straight Pattern — Ind. Black					
Wrench Opening	Part Number				
	Martin	Snap-On	Proto	Armstrong	Gray
1-1/16	RN7063	N.A.	2717SW	33-354	N.A.
1-1/4	RN7075	N.A.	2720SW	33-340	N.A.
1-7/16	RN7088	N.A.	2723SW	33-346	N.A.
1-5/8	RN7100	N.A.	2726SW	33-352	N.A.
1-13/16	RN7113	N.A.	2729SW	33-358	N.A.
2	RN7125	N.A.	2732SW	33-364	N.A.
2-3/16	RN7138	N.A.	2735SW	33-370	N.A.
2-3/8	RN7150	N.A.	2738SW	33-376	N.A.
2-9/16	RN7163	N.A.	2741SW	33-382	N.A.
2-5/8	RN7175	N.A.	2744SW	33-388	N.A.
2-15/16	RN7188	N.A.	2747SW	33-394	N.A.
3-1/8	RN7200	N.A.	2750SW	33-400	N.A.
3-1/2	RN7225	N.A.	2756SW	33-412	N.A.
3-7/8	RN7250	N.A.	2762SW	33-424	N.A.

Striking Face Box Wrenches — Straight Pattern 12 Pt. — Ind. Black					
Wrench Opening	Part Number				
	Martin	Snap-On	Proto	Armstrong	Gray
1-1/16	1807	—	SN17	—	N.A.
1-3/16	1808B	—	SN19	—	N.A.
1-1/4	1808	DX140	SN20	33-340	N.A.
1-5/16	1808A	DX142	USN321	33-342	N.A.
1-3/8	1809B	DX144	USN322	33-344	N.A.
1-7/16	1809	DX146	USN323	33-346	N.A.
1-1/2	1809A	DX148	USN324	33-348	N.A.
1-5/8	1810	DX152	USN326	33-352	N.A.
1-11/16	1810A	DX154	USN327	33-354	N.A.
1-3/4	1811B	DX156	USN328	33-356	N.A.
1-13/16	1811	DX158	USN329	33-358	N.A.
1-13/16	1811A	DX160	USN330	33-360	N.A.
2	1812	DX164	USN332	33-364	N.A.
2-1/16	1812B	DX166	USN333	33-366	N.A.
2-1/8	1813B	—	USN334	33-368	N.A.
2-3/16	1813	DX170	USN335	33-370	N.A.

Striking Face Box Wrenches — Straight Pattern 12 Pt. — Ind. Black					
Wrench Opening	Part Number				
	Martin	Snap-On	Proto	Armstrong	Gray
2-1/4	1813A	DX172	USN336	33-372	N.A.
2-3/8	1814	DX176	USN338	33-376	N.A.
2-9/16	1815	DX182	USN341	33-382	N.A.
2-5/8	1815A	DX184	USN342	33-384	N.A.
2-3/4	1816	DX188	USN344	33-388	N.A.
2-15/16	1816B	DX194	USN347	33-394	N.A.
3	1817A	DX196	USN348	33-396	N.A.
3-1/8	1817	DX1100	USN350	33-400	N.A.
3-3/8	1818A	DX1108	USN354	33-408	N.A.
3-1/2	1818	DX1112	USN356	33-412	N.A.
3-3/4	1819B	DX1120	USN360	33-420	N.A.
3-7/8	1819	DX1124	USN362	33-424	N.A.
4-1/8	1820B	DX1132	USN366	33-432	N.A.
4-1/4	1820	DX1136	USN368	33-436	N.A.
4-1/2	1821B	DX1144	USN372	33-444	N.A.
4-5/8	1821	DX1148	USN374	33-448	N.A.

Machinist Wrench — 12 Pt. — Ind. Black					
Wrench Opening	Part Number				
	Martin	Snap-On	Proto	Armstrong	Gray
1/2	801	N.A.	N.A.	N.A.	N.A.
9/16	802A	N.A.	N.A.	N.A.	N.A.
5/8	803A	N.A.	N.A.	N	