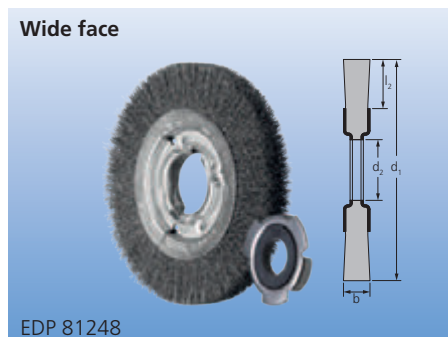


Power wire brushes

Unthreaded crimped wheel brushes



EDP 81248


Wide face, multi-section brushes for all purpose portable or stationary brushing are designed for maximum productivity. Engineered for professional use, the wide face brushes feature precision balance, high quality tempered wire, and dense wire fill for fast brushing action, superior surface finish and long service life.

Available in a wide product range to fit most applications, including: refining metal surfaces, preparing rubber in vulcanizing, blending surfaces, and removing light burrs, paint and corrosion.

Ordering note

All wide face crimped wire wheel brushes are supplied with metal adapters that reduce the 2" AH to 1-1/4". In addition, a selection of metric and imperial plastic reducing adapters are also included in every box. Please refer to ANSI minimum shaft size standards page 15 for appropriate adapters. See page 66 for listing of adapters.

Made in the USA.

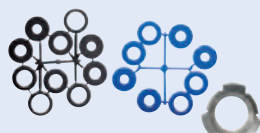
Diameter d ₁ [Inches]	Arbor hole d ₂ [Inches]	Trim length l ₂ [Inches]	Face width b [Inches]	Width on arbor [Inches]	Wire diameter and EDP number					Recom. speed [RPM]	MSFS max. [RPM]	Adapter style	
					.006	.010	.012	.014	.020				
Carbon steel wire													
6	2	1-1/8	1-1/8	1-3/32	81232	-	81235	81236	-	3,000 - 4,500	6,000	C, K	1
7	2	1-5/16	1-7/16	1-3/8	-	-	81241	81242	-	3,000 - 4,500	6,000	C, K	1
8	2	1-1/2	1-3/8	1-1/4	81244	-	81247	81248	81249	2,300 - 3,400	4,500	C	1
10	2	1-7/8	2	1-3/8	-	81252	81253	81254	81255	1,800 - 2,700	3,600	C	1
12	2	2-7/8	2-1/4	1-3/8	-	-	81257	81258	81259	1,500 - 2,500	3,000	C	1
15	2	3-1/8	2-1/2	1-3/4	-	-	81261	-	-	1,000 - 1,800	2,400	C	1

Stainless steel wire (INOX)

All stainless steel (INOX) brushes are degreased.


6	2	1-1/8	1-1/8	1-3/32	81276	-	81279	81280	-	2,400 - 3,900	6,000	C, K	1
8	2	1-1/2	1-3/8	1-1/4	-	-	81291	-	-	1,800 - 2,900	4,500	C	1
10	2	1-7/8	2	1-3/8	-	-	81297	81298	-	1,400 - 2,300	3,600	C	1
12	2	2-7/8	2-1/4	1-3/8	-	-	-	81302	-	1,200 - 1,900	3,000	C	1

Included adapters



Each wide face wheel brush includes the following adapter sizes:

1-1/4", 1", 7/8", 3/4", 5/8", 1/2", 20 mm, 18 mm, 14 mm, 12 mm



EDP 81478

EZmount® crimped wire wheel eliminates mounting problems commonly found with other bench brushes. It's designed with a flat side profile that matches all mounting flanges on pedestal and bench grinders for a correct fit. Easy installation takes seconds. The telescoping bushing is self-sizing and makes full width contact to prevent the brush from falling into spindle threads.


Recommendation for use

For use on bench/pedestal grinders.

Ordering note

Includes adapter style "E". See page 66 for adapter information.

Made in the USA.

Diameter d ₁ [Inches]	Arbor hole d ₂ [Inches]	Trim length l ₂ [Inches]	Face width b [Inches]	Width on arbor [Inches]	Included adapter [Inches]	Wire diameter and EDP number		Recom. speed [RPM]	MSFS max. [RPM]	Adapter style	
						.014					
Carbon steel wire											
6	2	7/8	7/8	3/4	1, 3/4, 5/8, 1/2		81474 P	3,000 - 4,500	6,000	E	1/5
8	2	7/8	7/8	3/4	1, 3/4, 5/8		81478 P	2,000 - 3,000	4,500	E	1/5
10	2	2-1/4	7/8	3/4	1, 3/4		81480	1,500 - 2,500	3,600	E	1