

## BAND SAW BLADES

Bi-Metal

Carbide Tipped

Carbide Grit

Carbon

Portaband

Diamond Grit

Wood Cutting

Food Processing

Power Hacksaws

Services





# PRECISION, QUALITY, INNOVATION

For more than 135 years, manufacturers, builders and craftsmen worldwide have depended upon saws and precision tools from The L.S. Starrett Company to ensure the consistent quality of their manufacturing processes.

They know that the Starrett name on saw blades, hand tools and measuring tools means exceptional quality, innovative products and expert technical assistance.

With strict quality control, state-of-the-art equipment and an ongoing commitment to producing products with superior quality, the 5,000 plus products in today's Starrett line continues to be the most accurate, robust and durable tools available.

This catalog features Starrett Band Saw Blades, their applications and characteristics.



## INTRODUCTION

Starrett has been involved in precision tool manufacturing since 1880, sold products worldwide since the 1890s and introduced its first saw blade around 1890.

06

## CHOOSING THE RIGHT BLADE

Terminology, Tooth shapes, Band Saw Blade characteristics, as well as PowerCalc, a mobile application that assists in the correct choice of the band saw blade.

10

## BI-METAL SAW BLADES

The best solution for cutting a variety of ferrous and non-ferrous materials. These saws suit all cutting, economic or high production needs for any model of machine.

17

## CARBIDE TIPPED

Ideal for cutting extremely hard, abrasive materials. Withstands extreme cutting pressures and offers a high resistance to wear and fatigue.

27



# BAND SAW BLADES



## CARBIDE GRIT, DIAMOND GRIT

Band saw blades coated with carbide grit or diamond grains are ideal for cutting abrasive materials with precision and excellent finish.

33



## CARBON

Suitable for horizontal and vertical machines with manual or gravity feed. A complete line with a wide range of widths, tooth pitches and shapes.

35



## WOOD CUTTING

A selection of carbon and bi-metal blades ideal for a variety of wood cutting applications.

41



## FOOD PROCESSING

Constructed of the best quality specialty steels, polished and hardened to resist corrosion and contamination. These blades are the ideal choice for accuracy and efficiency at any food processing plant.

45

## POWER HACKSAWS

The Bi-Metal or Solid High-Speed Steel (HSS) Power Hacksaw blades are manufactured by Starrett, available in metric and inch.

51



## RECOMMENDATIONS

Recommendations to ensure longer life and better blade performance. Break-in and installation instructions.

57



## ACCESSORIES

Pocket Laser Tachometer kit with case, Band Saw Blade Tension Gage and Band Saw Blade Alignment Gage.

60



## RESOURCES

Find information on the Starrett website, PDF documents, and the new PowerCalc App to get the best performance from your band saw blade.

61



# BAND SAW BLADES



# FACTORIES AROUND THE WORLD



1-Athol, Massachusetts, USA



2-Laguna Hills, California, USA



3-Waite Park, Minnesota, USA



4-Cleveland, Ohio, USA

FACTORIES



 Factories and Distribution Centers

 Starrett Distribution Centers and Offices



5-Mount Airy, North Carolina, USA



6-Columbus, Georgia, USA



7-Itu, São Paulo, Brazil



8-Jedburgh, Scotland



9-Suzhou, China



# TERMINOLOGY

## A-WIDTH

Tip of the cutting edge to the back of the blade.

## B-BLADE BODY

Distance between the back of the blade and the gullet.

## C-LENGTH

Measurement along the back edge of the blade.

## D-THICKNESS

Measurement of the body of the blade.

## E-BACK EDGE

Opposite side of the blade from the teeth.

## F-TOOTH PITCH

Distance from the tip of one tooth to the next tip.

## G-TEETH PER INCH/25MM

Number of teeth (constant pitch) per inch (25.4mm).

## H-GULLET

The curved area between two teeth, where the chips accumulate until being removed.

## I-TOOTH FACE

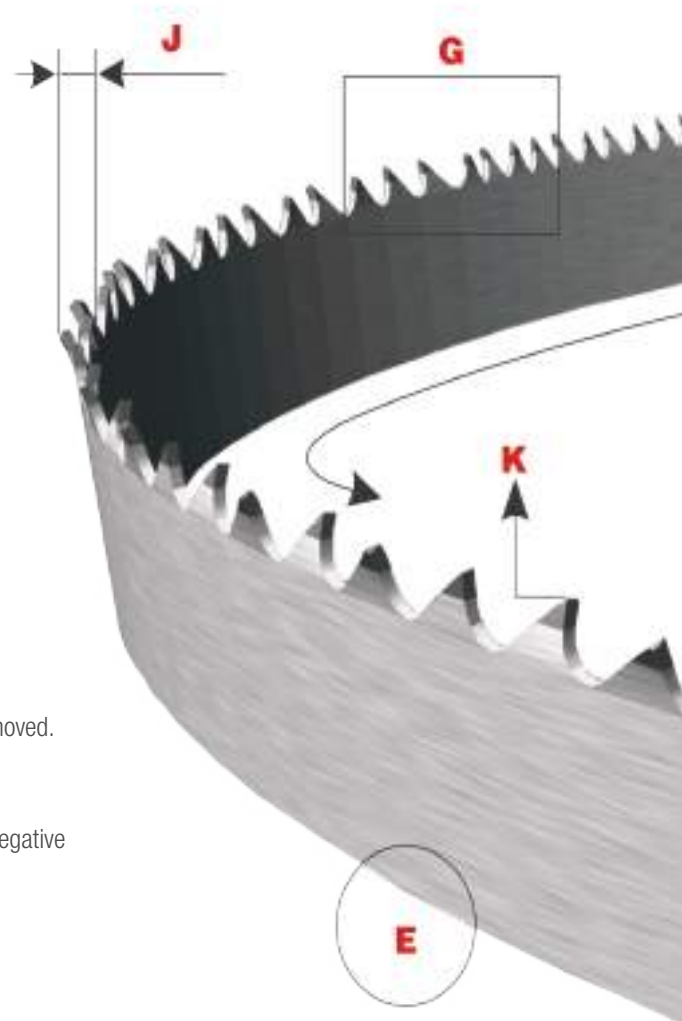
Surface of the tooth where the chip is formed. The tooth can have a positive, negative or straight angle. (Rake)

## J-TOOTH SET

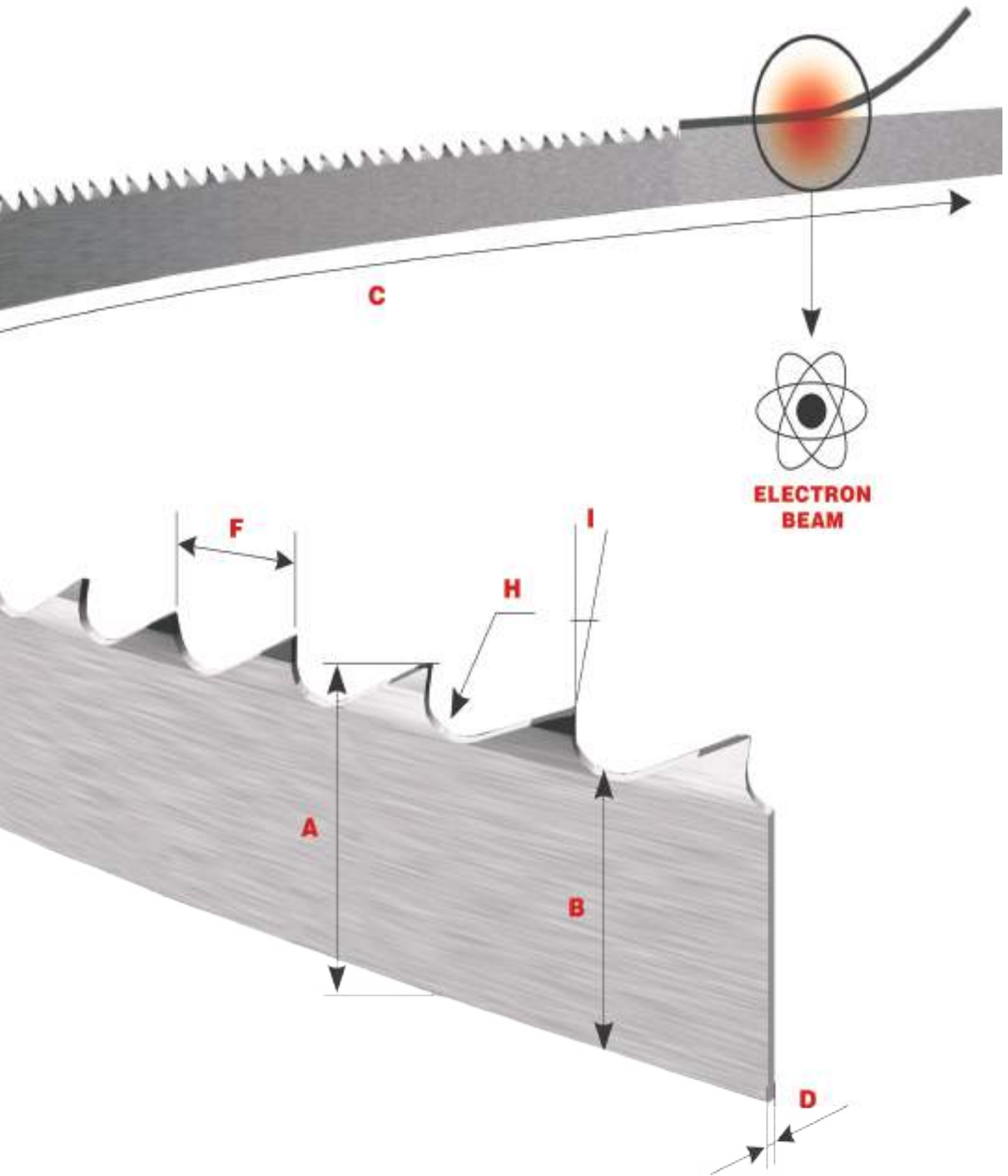
The side bending of the teeth to allow blade clearance through the cut.

## K-BACK ANGLE

Angle formed by the back of the teeth and a parallel line to the tip of the same.







# CHOOSING THE RIGHT BLADE







## 1 QUICK GUIDE



Ferrous

	Aluminum	Tubes and Profiles	Carbon Steel	Carbon Steel Alloys	Cast Iron	Copper Alloys	High-speed steel	Stainless Steel
<b>Bi-Metal</b>								
Primalloy™ Page 18				☆☆☆	☆☆☆	☆☆☆	☆☆☆	☆☆
Intens™ PRO-VTH Page 19				☆☆			☆☆	☆☆☆
Intens™ PRO Page 20	☆☆	☆☆	☆☆☆	☆☆☆	☆☆	☆☆	☆☆	☆☆
Versatix™ MP Page 21		☆☆☆						
Intens Page 22	☆☆	☆☆	☆☆	★	☆☆	★		
Univerz™ Page 24	★	☆☆	★					
<b>Carbide</b>								
Advanz™ MC7 Page 28	☆☆		☆☆☆	☆☆☆	☆☆	☆☆	☆☆☆	☆☆☆
Advanz™ MC5 Page 29	☆☆☆		☆☆	☆☆	☆☆☆	☆☆☆	☆☆☆	☆☆
Advanz™ TS Page 30	★		☆☆	☆☆	★	★	★	★
Advanz™ CS** Page 31								
Advanz™ FS* Page 32	☆☆☆				☆☆☆	☆☆☆		
Advanz™ CG Page 33								
<b>Diamond</b>								
Advanz™ DG Page 34								
<b>Carbon</b>								
Duratec™ SFB Page 36	★	★	★					
Duratec™ FC Page 38								
Band Knives Page 39								










\*Foundry-Gates and Risers  
\*\*Induction or Case Hardened

Ferrous				Non-Ferrous	
 Tool Steel - Hot Work	 Tool Steel - Cold Work	 Nickel and Titanium Alloys	 Steel with Hardness Above 45HRC	 Composite Materials and Abrasives	 Foam, Paper, Plastic and Rubber
***	***	**			
**	**	***			
**	**	*			
***	***	***	***		
**	**	**	**		
*	*	**	**		
			***		
			***	***	
				***	
					***
				**	
					***



# CHOOSING THE CORRECT BLADE

## 2 TOOTH SHAPES

TOOTH SHAPES	Contant Pitch	Variable Pitch	Product Line	Characteristics
 <b>Intenss</b>	<input type="checkbox"/>	<input checked="" type="checkbox"/>	<b>Primalloy™/Intenss™ PRO/Intenss™ PRO-DIE/Univerz™</b>	<ul style="list-style-type: none"> <li>• Positive Rake angle</li> <li>• Double back angle</li> <li>• Fast and efficient chip clearance</li> <li>• Excellent choice for a wide range of cuts</li> </ul>
 <b>Intenss™ PRO-VTH</b>	<input type="checkbox"/>	<input checked="" type="checkbox"/>	<b>Intenss™ PRO-VTH</b>	<ul style="list-style-type: none"> <li>• Variable tooth height providing pulsating action</li> <li>• Easy penetration</li> <li>• Ideal for cutting hard and difficult to machine materials</li> </ul>
 <b>Versatix™ MP</b>	<input type="checkbox"/>	<input checked="" type="checkbox"/>	<b>Versatix™ MP</b>	<ul style="list-style-type: none"> <li>• Extremely robust, shockproof</li> <li>• Positive Rake angle</li> <li>• Ideal for cutting tubes and profiles</li> </ul>
 <b>Regular</b>	<input checked="" type="checkbox"/>	<input checked="" type="checkbox"/>	<b>Intenss/Duratec™ SFB/Duratec™ FC/Univerz™</b>	<ul style="list-style-type: none"> <li>• Neutral angle</li> <li>• Shock resistant</li> <li>• Excellent choice for a wide range of cuts</li> <li>• Suitable for all types of machines</li> </ul>
 <b>Hook</b>	<input checked="" type="checkbox"/>	<input type="checkbox"/>	<b>Duratec™ SFB/Intenss™ PRO-DIE</b>	<ul style="list-style-type: none"> <li>• Positive Rake angle, extremely aggressive</li> <li>• Faster cuts</li> <li>• Suitable for cutting ferrous and non-ferrous metals</li> </ul>
 <b>Skip</b>	<input checked="" type="checkbox"/>	<input type="checkbox"/>	<b>Duratec™ SFB</b>	<ul style="list-style-type: none"> <li>• Neutral angle</li> <li>• Shock resistant</li> <li>• Suitable for cutting ferrous and non-ferrous metals</li> </ul>
 <b>Advanz™ FS and TS</b>	<input checked="" type="checkbox"/>	<input checked="" type="checkbox"/>	<b>Advanz™ MC7/Advanz™ MC5/Advanz™ TS/Advanz™ CS/Advanz™ FS</b>	<ul style="list-style-type: none"> <li>• Differential tooth design, accurately ground</li> <li>• Triple chip tooth geometry</li> <li>• Faster cuts</li> <li>• Ideal for cutting hard and difficult to machine materials</li> </ul>
 <b>With GULLET</b>	<input checked="" type="checkbox"/>	<input type="checkbox"/>	<b>Advanz™ CG/Advanz™ DG</b>	<ul style="list-style-type: none"> <li>• Cutting edge coated with grains, continuous or with gullet</li> <li>• Suitable for cutting abrasive or hardened materials</li> </ul>
 <b>CONTINUOUS</b>	<input type="checkbox"/>	<input type="checkbox"/>		

# CHOOSING THE CORRECT BLADE

## TOOTH



### Constant Pitch


All teeth on the blade have uniform spacing, gullet depth and rake angle throughout the full length. Typically for general purpose cutting. Identified by one pitch number.



### Variable Pitch

Size of tooth and depth of gullet varies to substantially reduce noise levels and vibrations. Cuts all structurals, tubing and solids smoothly and quickly. Identified by two pitch numbers.

## SETS




### Raker

A recurring sequence of teeth set left and right, followed by one tooth unset. Frequency of unset teeth on variable pitch blades varies depends on the tooth configurations.




### Alternate

A recurring sequence of teeth set alternately left and right.



### Wavy

Groups of teeth set to each side of the blade, with varying amounts of set in a controlled pattern.



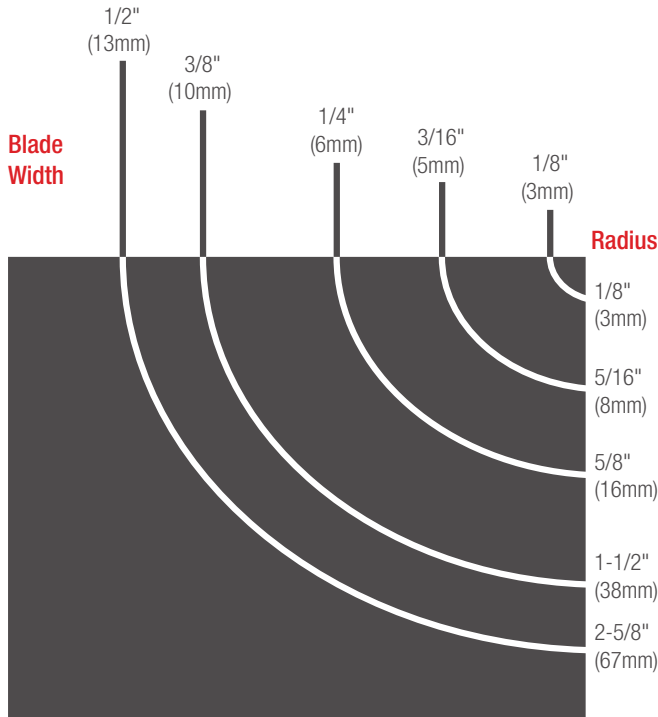
### Trapezoid

Special carbide cylinder, welded to an alloy backer, then precision ground with a high/low tooth form.

# CHOOSING THE CORRECT BLADE

## 3 BLADE WIDTH

Use the blade width recommended by the machine manufacturer, except for contour cutting in vertical machines when you should use the chart below.



## 4 PITCH

Pitch is the number of teeth per inch/25mm. Cutting thinner sections requires a finer pitch (more teeth per inch/25mm). Thick sections require coarser pitches (fewer teeth per inch/25mm).

The charts are good guidelines. Because the cross section limits in the chart are broad and overlap, choose a coarser pitch if the speed of cut is most important.

Section to be Cut (in)	Constant Pitch (TPI)	Variable Pitch
5/32" to 3/8"	32 or 24	14-18
1/4" to 1/2"	18 or 14	10-14
1/2" to 3/4"	14 or 10	8-12
3/4" to 1"	10 or 8	6-10
1" to 1-1/2"	8 or 6	5-8
1-1/2" to 3-1/2"	6 or 4	4-6
3-1/2" to 7"	4 or 3	3-4
7" to 10"	3	2-3
10" to 16"	—	1/4-2
14" to 20"	1/3	1-2
16" to 32"	1/3	1-1/2
Over 30"	1	.8-1 1/3 / 9-1/1

For cutting tubes and profiles, use the horizontal line to find the outside diameter (tube) or the largest section (profile). Find the thickness (tube/profile) using the vertical column. With that information, cross them to find the recommended pitch. (chart below).

### Tubes and Profiles

Wall Thickness in	Outside diameter of tube or maximum profile section length (in)												
	3/8"	3/4"	1-5/8"	2-3/8"	3-1/4"	4"	4-3/4"	6"	8"	12"	16"	20"	24"
3/32"	14-18	14-18	10-14	10-14	10-14	10-14	8-12	8-12	8-12	8-12	6-10	6-10	5-8
1/8"	10-14	10-14	10-14	10-14	10-14	8-12	8-12	8-12	6-10	6-10	6-10	5-8	5-8
5/32"		8-12	8-12	8-12	8-12	6-10	6-10	6-10	5-8	5-8	4-6	4-6	4-6
3/16"		6-10	6-10	6-10	6-10	5-8	5-8	5-8	5-8	4-6	4-6	4-6	4-6
1/4"		5-8	5-8	5-8	5-8	5-8	5-8	5-8	4-6	4-6	4-6	4-6	3-4
5/16"			4-6	4-6	4-6	4-6	4-6	4-6	4-6	4-6	3-4	3-4	3-4
3/8"			4-6	4-6	3-4	3-4	3-4	3-4	3-4	3-4	3-4	2-3	2-3
1/2"				4-6	3-4	3-4	3-4	3-4	3-4	3-4	2-3	2-3	2-3
5/8"				4-6	3-4	3-4	3-4	3-4	3-4	2-3	2-3	2-3	2-3
3/4"				4-6	3-4	3-4	3-4	3-4	3-4	2-3	2-3	2-3	2-3
1"					3-4	3-4	3-4	3-4	2-3	2-3	2-3	1/4-2	1/4-2
1-1/4"					3-4	3-4	3-4	3-4	2-3	2-3	2-3	1/4-2	1/4-2
1-5/8"						3-4	3-4	3-4	2-3	2-3	2-3	1/4-2	1/4-2
2"							3-4	3-4	2-3	2-3	1/4-2	1/4-2	1-1/2
2-3/8"									2-3	2-3	1/4-2	1/4-2	1-1/2



# CHOOSING THE CORRECT BLADE

## 5 BLADE LENGTH

The blade length varies according to the band saw machine type and specifications. Please find the correct blade length in your band saw machine user manual.





PRECISION MAKES THE DIFFERENCE

## POWERCALC

Starrett PowerCalc Band Saw Selector is an application that runs on any mobile device. PowerCalc selects the best band saw blade for the specified cutting application.

### SPECIFY

- Band saw machine being used to make the cut
- Shape and composition of the material to be cut
- Details regarding any bundling of the material
- Whether or not it will be a cooled cut

PowerCalc automatically displays:


- Recommended Starrett saw blade
- Blade break-in information
- Cooling recommendations
- Cutting time and speed recommendations

# Starrett®

(978) 249-3551 • [starrett.com](http://starrett.com)

The PowerCalc App is available on the following sites:





**BI-METAL BAND SAW BLADES**



# BI-METAL

## PRIMALLOY™



### FEATURES

- Special high-speed steel edge
- Exclusive tooth geometry with positive rake angle
- Extended Life Treatment (EXT)-ensures maximum fatigue life
- Ground teeth

### BENEFITS

High content of Cobalt and Vanadium guarantee:

- High production, longer operating blade life with high quality surface finishing
- Increased wear and heat resistance
- Easy penetration in hard and difficult to machine materials, increasing the blade performance
- Cost-effective over conventional bi-metal blades

### APPLICATIONS

- Tool steel and high-speed steel
- Stainless steels
- Nickel and titanium alloys
- Hardened steel
- For machines with hydraulic feed control



Width x Thickness		Pitch/Rake	Material No.
in	mm		
1 x .035	27 x 0.90	3-4/IP-P-R	99800
1-1/4 x .042	34 x 1.10	2-3/IP-P-R	99801
		3-4/IP-P-R	99802
		1.4-2/IP-P-R	99803
1-1/2 x .050	41 x 1.30	2-3/IP-P-R	99804
		3-4/IP-P-R	99805
		1-1.2/IP-P-R	99812
		1.4-2/IP-P-R	99806
2 x .063	54 x 1.60	2-3/IP-P-R	99807
		3-4/IP-P-R	99808
		1-1.2/IP-P-R	99809
2-5/8 x .063	67 x 1.60	1.4-2/IP-P-R	99810
		2-3/IP-P-R	99811

IP - Intense tooth profile | P - Positive rake | R - raker set

1" to 1-1/4" sizes available in 150' (45m) and 250' (75m) coils. 1-1/2" and 2" sizes available in 150' (45m) coils. 2-5/8" sizes available only in welded blades.

All coils supplied within plus or minus 10% of ordered size.

Furnished in welded bands for all widths, or in random coils for 1" to 2" widths.

Special products on request.



### EXTENDED LIFE TREATMENT (EXT)

The Starrett Primalloy Band Saw product line applies a proprietary Extended Life Treatment (EXT) to its alloy steel backing material. This process, in addition to controlled blast peening, enhances the fatigue life of the blade. The EXT applied during the peening operation adds increased residual stress into the surface of the blade. Higher stress levels aid in the reduction of fatigue cracks that originate along microscopic grain boundaries. The benefits of extended life treatment are proven with X-Ray Diffraction (XRD) and extensive mechanical fatigue tests. This process will soon be applied to most Starrett bi-metal and carbide tip product lines.

# BI-METAL

## INTENS<sup>SM</sup> PRO-VTH

### bi-metal unique<sup>®</sup>



#### FEATURES

- Uniquely designed tooth edge with variable height and set
- Positive rake, ground teeth

#### BENEFITS

- Easy penetration for faster cuts
- Excellent heat and wear resistance
- Pulsating action allow the teeth to penetrate, resulting in faster cuts

#### APPLICATIONS

- Tool steel and high-speed steel
- Stainless steels
- Aluminum bronze alloys
- For machines with hydraulic feed control
- Ideal for cutting all steels and non-ferrous metals up to 40 HRC



BI-METAL

Width x Thickness		Pitch/Rake	Material No.
in	mm		
1 x .035	27 x 0.90	2-3/IP-P-R	99948*
		3-4/IP-P-R	99949*
		4-6/IP-P-R	99950*
1-1/4 x .042	34 x 1.10	2-3/IP-P-R	99953
		3-4/IP-P-R	99954
1-1/2 x .050	41 x 1.30	4-6/IP-P-R	99956
		2-3/IP-P-R	99958
2 x .063	54 x 1.60	3-4/IP-P-R	99959
		1-1.2/IP-P-R	99991
2-5/8 x .063	67 x 1.60	1.4-2/IP-P-R	99967
3-1/8 x .063	80 x 1.60	1.4-2/IP-P-R	99969
		1.4-2/IP-P-R	99988

IP - Intens tooth profile | P - Positive rake | R - raker set


\*bi-metal unique<sup>®</sup> Technology

3/4" to 1-1/4" sizes available in 150' (45m) and 250' (75m) coils. 1-1/2" and 2" sizes available in 150' (45m) coils. 2-5/8" and 3-1/8" sizes available only in welded blades.

All coils supplied within plus or minus 10% of ordered size.

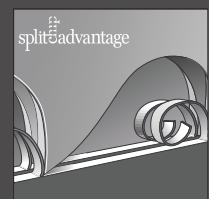
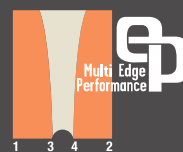

Furnished in welded bands for all widths, or in random coils for 3/4" to 2" widths.

Special products on request.



1. Patented process providing 170% more weld contact for superior teeth stripping resistance
2. Significantly reduced fracture and breakage
3. Multi-edge cutting performance resulting in faster cuts and longer blade life

# bi-metal unique<sup>®</sup>



# BI-METAL

## INTENS<sup>TM</sup> PRO

bi-metal  
unique<sup>®</sup>

BI-METAL

### FEATURES

- Complete line with a full range of widths and pitches to suit a variety of cutting needs
- Unique tooth geometry provides intense production cutting in ferrous and non-ferrous metals


### BENEFITS

- Faster and straighter cuts
- Improved fatigue and wear resistance



### APPLICATIONS

- Ideal for production cutting across a wide range of metals
- For solids and thick wall tubes



Width x Thickness		Pitch/Rake	Material No.
in	mm		
3/4 x .035	19 x 0.90	3-4/IP-P-R	99191*
		4-6/IP-P-R	99902*
		5-8/IP-P-R	99903*
		6-10/IP-P-R	99206*
		2-3/IP-P-R	99905*
1 x .035	27 x 0.90	3-4/IP-P-R	99906*
		4-6/IP-P-R	99907*
		5-8/IP-P-R	99908*
		6-10/IP-P-R	99318*
1-1/4 x .042	34 x 1.10	1.4-2/IP-P-R	99096
		2-3/IP-P-R	99912
		3-4/IP-P-R	99913
		4-6/IP-P-R	99914
		5-8/IP-P-R	99915
		6-10/IP-P-R	99500
1-1/2 x .050	41 x 1.30	1-1.2/IP-P-R	99917
		1.4-2/IP-P-R	99921
		2-3/IP-P-R	99923
		3-4/IP-P-R	99924
		4-6/IP-P-R	99926
		5-8/IP-P-R	99927
		.8-1.3/IP-P-R	99928
2 x .063	54 x 1.60	1-1.2/IP-P-R	99929
		1.4-2/IP-P-R	99931
		2-3/IP-P-R	99932
		3-4/IP-P-R	99933
		4-6/IP-P-R	99962
2-5/8 x .063	67 x 1.60	.8-1.3/IP-P-R	99934
		1-1.2/IP-P-R	99937
		1.4-2/IP-P-R	99941
		2-3/IP-P-R	99965
3-1/8 x .063	80 x 1.60	3-4/IP-P-R	99938
		.8-1.3/IP-P-R	99942
		1-1.2/IP-P-R	99943
		1.4-2/IP-P-R	99947

IP - Intens tooth profile | P - Positive rake | R - Raker set

\*bi-metal unique<sup>®</sup> Technology

3/4" to 1-1/4" sizes available in 150' (45m) and 250' (75m) coils. 1-1/2" and 2" sizes available in 150' (45m) coils. 2-5/8" and 3-1/8" sizes available only in welded blades.

All coils supplied within plus or minus 10% of ordered size.

Furnished in welded bands for all widths, or in random coils for 3/4" to 2" widths.

Special products on request.



# BI-METAL

## VERSATIX™ MP

bi-metal  
unique®



### FEATURES

- Special tooth geometry developed for cutting structural materials
- Increased tooth strength

### BENEFITS

- Faster and straighter cuts
- Less tooth breakage
- 2-3 and 3-4 pitches have 8 degree positive rake for faster cutting

### APPLICATIONS

- Tubes and structurals
- Small solids
- Bundles
- For all machines: manual, hydraulic, gravity fed, etc.



BI-METAL

Width x Thickness		Pitch/Rake	Material No.
in	mm		
3/4 x .035	19 x 0.90	4-6/VX-P-H	99212*
		5-8/VX-P-H	99211*
		6-10/VX-P-H	99210*
		8-12/IP-P-R	99222*
		10-14/IP-P-R	99234*
		3-4/VX-P-H	99343*
1 x .035	27 x 0.90	4-6/VX-P-H	99342*
		5-8/VX-P-H	99341*
		6-10/VX-P-H	99340*
		8-12/IP-P-R	99329*
		10-14/IP-P-R	99334*
		2-3/VX-P-H	99494
1-1/4 x .042	34 x 1.10	3-4/VX-P-H	99495
		4-6/VX-P-H	99496
		5-8/VX-P-H	99497
		6-10/VX-P-H	99498
		2-3/VX-P-H	99494
		3-4/VX-P-H	99495

Width x Thickness		Pitch/Rake	Material No.
in	mm		
1-1/2 x .050	41 x 1.30	2-3/VX-P-H	99517
		3-4/VX-P-H	99518
		4-6/VX-P-H	99519
		5-8/VX-P-H	99520
		2-3/VX-P-H	99551
2 x .050	54 x 1.30	3-4/VX-P-H	99552
		4-6/VX-P-H	99553
		2-3/VX-P-H	99562
2 x .063	54 x 1.60	3-4/VX-P-H	99563
		4-6/VX-P-H	99566
		2-3/VX-P-H	99564
2-5/8 x .063	67 x 1.60	3-4/VX-P-H	99565
		3-4/VX-P-H	99565

VX - Versatix MP tooth profile | P - Positive rake | R - Raker set | H - Heavy set

\*bi-metal unique® Technology

3/4" to 1-1/4" sizes available in 150' (45m) and 250' (75m) coils. 1-1/2" and 2" sizes available in 150' (45m) coils. 2-5/8" and 3-1/8" sizes available only in welded blades.

All coils supplied within plus or minus 10% of ordered size.

Furnished in welded bands for all widths, or in random coils for 3/4" to 2" widths.

Special products on request.

VX - Versatix MP tooth profile | P - Positive rake | R - Raker set | H - Heavy set

\*bi-metal unique® Technology

3/4" to 1-1/4" sizes available in 150' (45m) and 250' (75m) coils. 1-1/2" and 2" sizes available in 150' (45m) coils.

2-5/8" and 3-1/8" sizes available only in welded blades.

All coils supplied within plus or minus 10% of ordered size.

Furnished in welded bands for all widths, or in random coils for 3/4" to 2" widths.

Special products on request.

# BI-METAL

bi-metal  
unique®

## INTENSUS



### FEATURES



- Strong tooth geometry
- M42 high-speed steel teeth combined with a fatigue resistant backing

### BENEFITS

- Ideal for horizontal machines and light duty verticals
- Ideal for toolrooms and maintenance shops

### APPLICATIONS

- Sheets, carbon steel solids and structurals, aluminum, copper, brass, cast iron, alloy steel, stainless steel etc.
- Small and medium solid dimensions



Width x Thickness		Pitch/Rake	Material No.
in	mm		
1/2 x .025	13 x 0.65	14/RG-S-R	99192*
		18/RG-S-W	99185*
1/2 x .035	13 x 0.90	10/RG-S-R	99176*
		14/RG-S-R	99181*
3/4 x .035	19 x 0.90	4-6/RG-S-R	99195*
		5-8/RG-S-R	99198*
1 x .035	27 x 0.90	14/RG-S-R	99238*
		3-4/RG-S-R	99282*
		4-6/RG-S-R	99307*
		5-8/RG-S-R	99297*
		10/RG-S-R	99331*
		14/RG-S-R	99109*
1-1/4 x .042	34 x 1.10	2-3/RG-S-R	99411
		3-4/RG-S-R	99423
		4-6/RG-S-R	99430
		5-8/RG-S-R	99434
1-1/2 x .050	41 x 1.30	3-4/RG-S-R	99693

RG - Regular tooth profile | S - Straight (Zero) rake | R - Raker set | W - Wavy set

\*bi-metal unique® Technology

1/2" sizes available in 100' (30m) and 250' (75m) coils. 3/4" to 1-1/4" sizes available in 150' (45m) and 250' (75m) coils. 1-1/2" sizes available in 150' (45m) coils.

All coils supplied within plus or minus 10% of ordered size.  
Furnished in welded bands or in random coils for all widths.

Special products on request.



# BI-METAL

## INTENSSTM PRO-DIE

bi-metal  
unique



### FEATURES

- Split Chip Advantage Technology
- Multiple cutting edges-Multi Edge Performance

### BENEFITS

- Technology that allows faster cutting rates for longer blade life
- Cost-effective over conventional carbon steel blades
- Excellent fatigue, abrasion and shock resistance

### APPLICATIONS

- Ideal for contour cutting on vertical machines
- Carbon steel and low alloy steels
- Sheet metal
- Die and Mold steel
- Stainless steel



Width x Thickness		Pitch/Rake	Material No.
in	mm		
1/4 x .025	6 x 0.65	10-14/IP-P-R	99079
		14-18/RG-S-W	99080
1/4 x .035	6 x 0.90	10-14/IP-P-R	99078
		8-12/IP-P-R	99122
3/8 x .025	10 x 0.65	10-14/IP-P-R	99124
		14-18/RG-S-W	99125
3/8 x .035	10 x 0.90	4/HH-P-R	99087
		6/HH-P-R	99093
		14/RG-S-R	99172*
		18/RG-S-W	99173*
1/2 x .020	13 x 0.50	24/RG-S-W	99174*
		10-14/RG-S-R	99175*
		14-18/RG-S-R	99190*

Width x Thickness		Pitch/Rake	Material No.
in	mm		
1/2 x .025	13 x 0.65	4/HH-P-R	99143
		6/HH-P-R	99151
		6-10/IP-P-R	99102
		8-12/IP-P-R	99165
1/2 x .035	13 x 0.90	10-14/IP-P-R	99186
		14-18/RG-S-W	99188
		3/HL-P-R	99138
		4/HH-P-R	99144
1/2 x .035	13 x 0.90	6/HH-P-R	99152
		6-10/IP-P-R	99154
		8-12/IP-P-R	99167
		10-14/IP-P-R	99178

RG - Regular tooth profile | S - Straight (Zero) rake | R - Raker set | W - Wavy set  
IP - Intenss tooth profile | HH - Hook high tooth profile | P Positive rake

\*bi-metal unique® Technology

All sizes available in 100' (30m) and 250' (75m) coils or welded bands.  
All coils supplied within plus or minus 10% of ordered size.

Special products on request.

RG - Regular tooth profile | S - Straight (Zero) rake | R - Raker set | W - Wavy set  
IP - Intenss tooth profile | HH - Hook high tooth profile | P Positive rake

\*bi-metal unique® Technology

All sizes available in 100' (30m) and 250' (75m) coils or welded bands.  
All coils supplied within plus or minus 10% of ordered size.

Special products on request.



# PORTABAND

bi-metal  
unique®



## FEATURES

- Split Chip Advantage Technology
- Multiple cutting edges-Multiple Edge Performance
- Blade thickness: 0.020"

## BENEFITS

- Technology that allows faster cutting rates and increased blade life
- More cost-effective than conventional carbon steel blades
- Excellent fatigue, abrasion and shock resistance
- For contour cuts

## APPLICATIONS

- Ideal for metal workshops, construction and hobbyists
- Steel, iron, aluminum



Cat. No.	EDP	Length		Width x Thickness		Pitch/Rake
		in	cm	in	mm	
<b>Univerz™ - 3 Bands per Sleeve</b>						
BM10	14600					10/RG-S-R
BM14	14601					14/RG-S-R
BM18	14602	44-7/8	114	1/2 x .020	13 x 0.50	18/RG-S-W
BM24	14603					24/RG-S-W
BM1014	15708					10-14/RG-S-R
BM1418	16088					14-18/RG-S-W
<b>Univerz™ - 100 per Box</b>						
BM10B	16948					10/RG-S-R
BM14B	16949					14/RG-S-R
BM18B	16950	44-7/8	114	1/2 x .020	13 x 0.50	18/RG-S-W
BM24B	16951					24/RG-S-W
BM1014B	16952					10-14/RG-S-R
BM1418B	16953					14-18/RG-S-W
<b>Advanz™ CG - Carbide Grit - 1 per Box</b>						
CG4CM	19954	44-7/8	114	1/2 x .020	13 x 0.50	Continuous

RG - Regular tooth profile | S - Straight (Zero) rake | R - Raker set | W - Wavy set

\*All products feature bi-metal unique® Technology





**FEATURES**

- Split Chip Advantage Technology
- Multiple cutting edges-Multiple Edge Performance
- Blade thickness: 0.020"

**BENEFITS**

- Technology that allows faster cutting rates and increased blade life
- More cost-effective than conventional carbon steel blades
- Excellent fatigue, abrasion and shock resistance
- For contour cuts

**APPLICATIONS**

- Portable machines
- Vertical machines with reduced wheel diameter
- Ideal for metal workshops, construction and hobbyists
- Steel, iron, aluminum



Width x Thickness in	mm	Pitch/Rake	Material No.
1/2 x .020	13 x 0.50	10/RG-S-R	99171
		14/RG-S-R	99179
		18/RG-S-W	99182
		24/RG-S-W	99184
		10-14/RG-S-R	99187
		14-18/RG-S-W	99180

RG - Regular tooth profile | S - Straight (Zero) rake | R - Raker set | W - Wavy set

\*bi-metal unique® Technology

Available in 100' (30m) and 250' (75m) coils.

All coils supplied within plus or minus 10% of ordered size.

Furnished in welded bands.

Special products on request.



# TECHNICAL ASSISTANCE

TECHNICAL ASSISTANCE



## ON-SITE TECHNICAL SUPPORT

Starrett saw specialists are available to tune up and perform preventative maintenance on your production sawing machine using Starrett Band Saw Blades, at no additional cost.



They fully review machine condition, blade mounting and operation in detail, making adjustments, as required, to help maintain good sawing and long life for both the machine and blades.

## TRAINING

Starrett saw specialists can also instruct saw operators on achieving the best performance of blade and machine for your applications.

Contact your Starrett Band Saw distributor about arranging a visit to your workplace by a Starrett saw specialist.





CARBIDE / DIAMOND GRIT



# CARBIDE

## ADVANZ™ MC7



### FEATURES

- Exclusive Starrett tooth geometry
- Carbide tipped
- Progressively ground trapezoidal tooth design
- Utilizes a progressive four tooth grind creating seven distinct chips
- Positive rake angle
- Sub micron carbide (HV1600)

### BENEFITS

- Cutting ferrous metals
- Higher productivity through reduced cutting time
- Precision cuts - superb surface finish
- Excellent "cost per cut" for production cutting
- Exclusive Starrett edge preparation - minimizes micro chipping
- Less wear compared to conventional triple chip

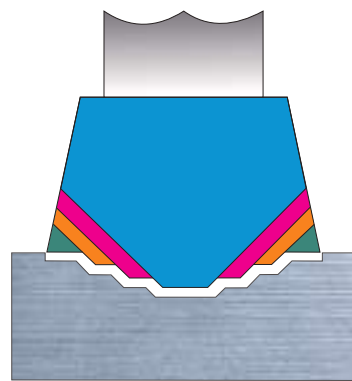
### APPLICATIONS

- Difficult to machine steels
- Tool steels, heat-treated steels, stainless materials
- Inconel, nickel alloys
- Titanium

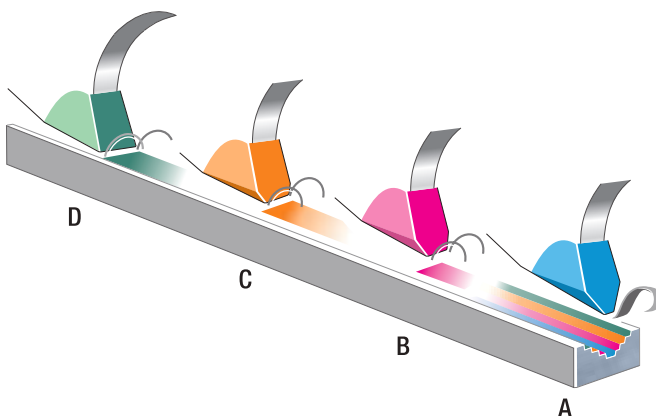


Width x Thickness		Pitch/Rake	Material No.
in	mm		
1-1/4 x .042	34 x 1.10	2-3/SC-P-T	92573
1-1/2 x .050	41 x 1.30	1.4-2/SC-P-T	92575
		2-3/SC-P-T	92581
2 x .063	54 x 1.60	1.4-2/SC-P-T	92578
		2-3/SC-P-T	92582
2-5/8 x .063	67 x 1.60	.9-1.1/SC-P-T	92583
		1.4-2/SC-P-T	92584
3-1/8 X 0.63	80 X 1.60	.9-1.1/SC-P-T	92594
		1.4-2/SC-P-T	92595

P - Positive rake | SC - Septuple chip | T - Trapezoid set  
 Furnished in welded bands.  
 Special products on request.



MC7 (Seven Multiple Chips)



# CARBIDE

## ADVANZ™ MC5

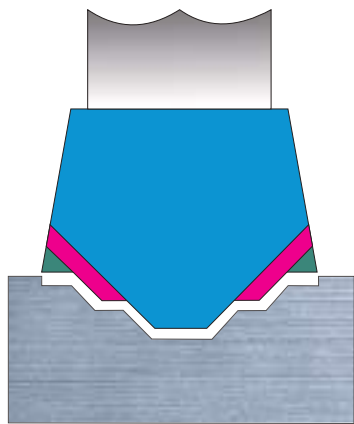


### FEATURES

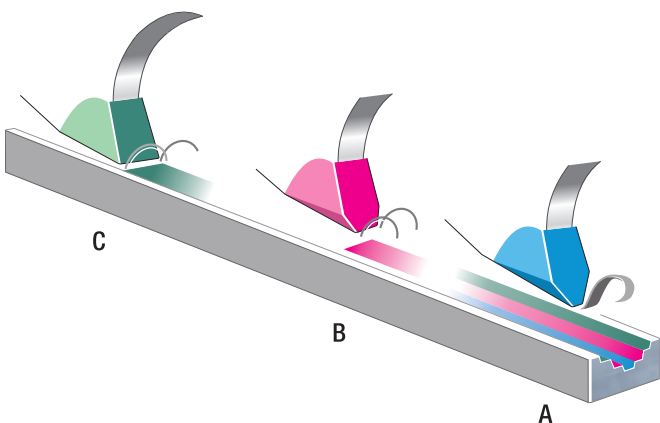
- Exclusive Starrett tooth geometry
- Carbide tipped
- Ground tooth produces 5 chips
- Utilizes a multiple chip grind with a high/low tooth sequence
- Positive rake angle
- Sub micron carbide (HV1600)

### BENEFITS


- Higher productivity through reduced cutting time
- Precision cuts - superb surface finish
- Excellent "cost per cut" for production cutting
- Starrett exclusive edge preparation - minimizes micro chipping
- The chip load is spread out over more teeth to facilitate longer life



MC5 (Five Multiple Chips)




AVAILABLE WITH



### APPLICATIONS

- Alloy tool steels
- Aerospace alloys
- Stainless steel
- Nickel alloys
- Automotive aluminum casting blocks
- Cast iron



Width x Thickness		Pitch/Rake	Material No.
in	mm		
1-1/4 x .042	34 x 1.10	2-3/QC-P-T	92572
1-1/2 x .050	41 x 1.30	1.4-2/QC-P-T	92574
		2-3/QC-P-T	92586
2 x .063	54 x 1.60	1.4-2/QC-P-T	92577
		2-3/QC-P-T	92580
3-1/8 x .063	80 x 1.60	1.4-2/QC-P-T	92585

P - Positive rake | QC - Quintuple chip | T - Trapezoid set  
 Furnished in welded bands.  
 Special products on request.



Now AVAILABLE WITH  
**NEW AMP TECHNOLOGY!**



The new AMP technology available on Starrett band saw blades increases cutting efficiency and blade life. A custom back edge enhancement on the blade generates a rocking motion while cutting which results in an increase in tooth penetration without added feed pressure. This cutting motion also serves to minimize surface contact area, increasing the blade life on hard to cut alloys.

CARBIDE

# CARBIDE

## ADVANZ™ TS



### FEATURES

- Carbide tipped teeth
- Triple chip tooth geometry
- Aggressive Rake angle

### BENEFITS

- General purpose cutting
- Ferrous and non-ferrous metals
- Reduced cutting time - Higher productivity
- Precise cuts producing excellent finish
- Excellent “cost per cut” for production cutting
- Good for less rigid saw machines

### APPLICATIONS

- High-alloy metals
- Aerospace alloys
- Stainless steel
- Nickel alloys
- Hard and abrasive materials
- For machines with hydraulic feed control
- Cast iron
- Brass, bronze, copper



Width x Thickness		Pitch/Rake	Material No.
in	mm		
1/2 x .035	13 x 0.90	3/TC-P-T	92593
3/4 x .035	19 x 0.90	3-4/TC-P-T	92503
		3/TC-P-T	92500
1 x .035	27 x 0.90	3-4/TC-P-T	92509
		3/TC-P-T	92504
1-1/4 x .042	34 x 1.10	2-3/TC-P-T	92515
		3-4/TC-P-T	92517
1-1/4 x .050	34 x 1.30	2-3/TC-P-T	92522
		3/TC-P-T	92512
1-1/2 x .050	41 x 1.30	1/TC-P-T	92526
		1.4-2/TC-P-T	92521
		2-3/TC-P-T	92516
		3-4/TC-P-T	92569
		1.3/TC-P-T	92519

P - Positive rake | TC - Triple chip | T - Trapezoid set  
 Furnished in welded bands.  
 Special products on request.

Width x Thickness		Pitch/Rake	Material No.
in	mm		
1-1/2 x .050	41 x 1.30	3/TC-P-T	92524
		1.4-2/TC-P-T	92559
2 x .063	54 x 1.60	2-3/TC-P-T	92528
		1.3/TC-P-T	92558
		.9-1.1/TC-P-T	92560
2-5/8 x .063	67 x 1.60	1.4-2/TC-P-T	92561
		2-3/TC-P-T	92530
		1.4-2/TC-P-T	92563
3-1/8 x .063	80 x 1.60	2-3/TC-P-T	92532
		1/TC-P-T	92531

P - Positive rake | TC - Triple chip | T - Trapezoid set  
 Furnished in welded bands.  
 Special products on request.

# CARBIDE

## ADVANZ™ CS



### FEATURES

- Carbide tipped teeth
- Triple chip tooth geometry
- Negative Rake angle

### BENEFITS

- Ideal for cutting hardened materials
- High resistance to abrasion
- Reduced cutting time - Higher productivity
- Precise cuts produces excellent finish


### APPLICATIONS

- Case hardened steel
- Steel for shafts and linear guides
- Case hardened materials up to 60 HRC



Width x Thickness		Pitch/Rake	Material No.
in	mm		
1 x .035	27 x 0.90	3-4/TC-N-T	92564
1-1/4 x .042	34 x 1.10	3-4/TC-N-T	92565
1-1/4 x .050	34 x 1.30	3-4/TC-N-T	92566
1-1/2 x .050	41 x 1.30	2-3/TC-N-T	92576
		3-4/TC-N-T	92570
2 x .063	54 x 1.60	2-3/TC-N-T	92592

N - Negative rake | TC - Triple chip | T - Trapezoid set  
 Furnished in welded bands.  
 Special products on request.







# CARBIDE

## ADVANZ™ FS



### FEATURES


- Carbide tipped teeth
- Triple chip tooth geometry
- Positive Rake angle

### BENEFITS

- Ideal for cutting abrasive materials
- Exceptional resistance to fatigue, abrasion and shocks
- Reduced cutting time-Higher productivity
- Precise cuts and excellent finishing

### APPLICATIONS

- Abrasive non-ferrous metals
- Cast materials and risers
- Composite materials
- Fiberglass
- Graphite
- Abrasive and hardwoods such as Tauari and others
- Robust vertical and horizontal machines



Width x Thickness		Pitch/Rake	Material No.
in	mm		
3/4 x .035	19 x 0.90	3/TC-P-T	92550
1 x .035	27 x 0.90	2-3/TC-P-T	92507
		3/TC-P-T	92552
1 x .050	27 x 1.30	2-3/TC-P-T	92551
		3/TC-P-T	92553
1-1/4 x .042	34 x 1.10	3/TC-P-T	92513
1-1/4 x .050	34 x 1.30	3/TC-P-T	92555
1-1/2 x .050	41 x 1.30	2-3/TC-P-T	92556

P - Positive rake | TC - Triple chip | T - Trapezoid set  
 Furnished in welded bands.  
 Special products on request.

# CARBIDE GRIT

## ADVANZ™ CG



### FEATURES

- With continuous or gulletted cutting edge
- High fatigue resistance

### BENEFITS

- Ideal for cutting hard and/or abrasive materials
- Precise cuts and excellent finishing
- Superior durability

### APPLICATIONS

- Steel-belted tires
- Composite materials
- Reinforced plastics
- Composite Graphite
- Case-Hardened steels
- Fiberglass



CARBIDE

Width x Thickness		Form	Grit	Material No.
in	mm			
1/4 x .020	6 x 0.50	Gullet	Medium	95401
		Gullet	Medium	95403
3/8 x .025	10 x 0.65	Gullet	Medium/Coarse	95404
		Continuous	Medium	95406
		Gullet	Medium	95412
1/2 x .020	13 x 0.50	Continuous	Medium	95414
		Gullet	Medium	95407
1/2 x .025	13 x 0.65	Gullet	Medium/Coarse	95408
		Continuous	Medium	95410
		Gullet	Medium	95416
		Gullet	Medium/Coarse	95417
3/4 x .032	19 x 0.80	Gullet	Coarse	95418
		Continuous	Medium	95419
		Continuous	Coarse	95421
1 x .035	25 x 0.90	Gullet	Medium/Coarse	95422
		Gullet	Coarse	95423
		Continuous	Medium	95425
1 x .042	25 x 1.10	Gullet	Medium/Coarse	95428
		Gullet	Coarse	95429
1-1/4 x .035	32 x 0.90	Gullet	Coarse	95430
		Continuous	Coarse	95431
1-1/4 x .042	32 x 1.10	Gullet	Medium/Coarse	95432

Furnished in welded bands. 100' and 250' coils.

Special products on request.

Cat. No.	EDP	Length		Width x Thickness		Pitch/Rake
		in	cm	in	mm	
CG4CM	19954	44-7/8	114	1/2 x .020	13 x 0.50	Continuous
CG4GM	19956					Gulletted

S - Straight (Zero) rake | W - Wavy Set, Zero rake | P - Positive rake

Packaged 1 per box



# DIAMOND GRIT

## ADVANZ™ DG

Starrett® Advanz™ DG

### FEATURES


- Cutting edge coated with diamond grains
- Continuous cutting edge
- High strength body

### BENEFITS

- Ideal for cutting abrasive materials that conventional blades cannot cut
- Precise cuts and excellent finishing
- Exceptional durability and fatigue resistance

### APPLICATIONS


- Glass
- Glazed ceramic
- Silicon
- Graphite
- Fiberglass
- Stones
- Pyrex
- Ideal for machines that have high cutting speed



Width x Thickness		Form	Grit	Material No.
in	mm			
1/2 x .020	13 x 0.50	Continuous	Medium 60/85 Diamond Grit	95123

Furnished in welded bands.

Special products on request.







CARBON



# CARBON

## DURATEC™ SFB

Starrett® Duratec™ SFB

### FEATURES

- Made from special high carbon steel
- Flexible back

### BENEFITS

- Contour and straight cutting
- Economical
- Can be welded with "standard" welders

### APPLICATIONS

- Easy-to-machine carbon steel
- Non-ferrous metals
- Composites and plastics
- Plywood and MDF
- Cardboard
- Ideal for light vertical and horizontal machines
- Mechanical workshops, toolroom, carpentry, etc.





CARBON

## DURATEC™ SFB

Width x Thickness		Pitch/Rake	Material No.
in	mm		
1/8 x .025	3 x 0.65	14/RG-S-R	91050
		18/RG-S-W	91060
3/16 x .014	5 x 0.35	8/RG-S-R	91083
		4/SK-S-R	91080
		10/RG-S-R	91090
3/16 x .025	5 x 0.65	14/RG-S-R	91100
		18/RG-S-W	91110
		24/RG-S-W	91111
		4/SK-S-R	91120
1/4 x .014	6 x 0.35	4/HH-P-R	91130
		6/SK-S-R	91140
		6/RG-S-R	91151
		6/HH-P-R	91147
		8/RG-S-R	91152
		10/RG-S-R	91161
1/4 x .025	6 x 0.65	14/RG-S-R	91181
		18/RG-S-W	91190
		24/RG-S-W	91204
		32/RG-S-W	91210
		3/HL-P-R	91230
		4/SK-S-R	10079
		4/HH-P-R	91250
		6/SK-S-R	91265
		6/RG-S-R	91261
		6/HH-P-R	91264
3/8 x .025	10 x 0.65	8/RG-S-R	91271
		10/RG-S-R	91281
		14/RG-S-R	91291
		18/RG-S-W	91300
		24/RG-S-W	91307
		3/HL-P-R	91930
		3/8 x .035	10 x 0.90

RG - Regular tooth profile | SK - Skip tooth profile | S - Straight (Zero) rake | R - Raker set | W - Wavy set  
HL - Hook Low tooth profile | HH - Hook High tooth profile | P Positive rake

Available in 100' (30m), 250' (75m), 500' (150m) coils and welded bands.

All coils supplied within plus or minus 10% of ordered size.

Special products on request.

Width x Thickness		Pitch/Rake	Material No.
in	mm		
1/2 x .025	13 x 0.65	3/HL-P-R	91330
		4/SK-S-R	91340
		4/HH-P-R	91350
		6/SK-S-R	91372
		6/RG-S-R	91361
		6/HH-P-R	91373
		8/RG-S-R	91374
		10/RG-S-R	91380
		14/RG-S-R	91401
		18/RG-S-W	91420
5/8 x .032	16 x 0.80	24/RG-S-W	91430
		3/HL-P-R	91434
		3/SK-S-R	91435
		4/SK-S-R	91436
		6/SK-S-R	91437
		6/RG-S-R	91438
		8/RG-S-R	91440
		10/RG-S-R	91450
		14/RG-S-R	91471
		3/SK-S-R	91510
3/4 x .032	19 x 0.80	3/HL-P-R	91515
		4/SK-S-R	91529
		4/RG-S-R	91530
		4/HH-P-R	91528
		6/RG-S-R	91531
		8/RG-S-R	91550
		10/RG-S-R	91570
		14/RG-S-R	91621
		18/RG-S-W	91622
		2/HL-P-R	91670
1 x .035	25 x 0.90	3/SK-S-R	91680
		3/HL-P-R	91689
		4/SK-S-R	91695
		4/RG-S-R	91696
		6/RG-S-R	91701
		8/RG-S-R	91720
		10/RG-S-R	91730
		14/RG-S-R	91761

RG - Regular tooth profile | SK - Skip tooth profile | S - Straight (Zero) rake | R - Raker set | W - Wavy set  
HL - Hook Low tooth profile | HH - Hook High tooth profile | P Positive rake

Available in 100' (30m), 250' (75m), 500' (150m) coils and welded bands.

All coils supplied within plus or minus 10% of ordered size.

Special products on request.

# CARBON

## DURATEC™ FC



Width x Thickness		Pitch/Rake	Material No.
in	mm		
1 x .035	25 x 0.90	8/RG-S-R	91726
		10/RG-S-R	91740
		3/BC-P-R	91768
		4/BC-P-R	91769

R - Raker set

RG - Regular tooth profile | S - Straight (Zero) rake | BC - Bearcat tooth profile | P - Positive rake

Available in 100' (30m) coils and welded bands.

All coils supplied within plus or minus 10% of ordered size.

Special products on request.

### FEATURES

- Made of high-carbon steel with high Silicon-content
- Flexible backer for excellent fatigue resistance
- Special set design for increased frictional heat
- Special "air scoop" design teeth
- Fully hardened teeth and tempered back

### BENEFITS

- Ideal for cutting materials that conventional blades cannot cut
- High resistance to wear and abrasion
- Teeth specifically designed to bring oxygen into the cut to burn up the material

### APPLICATIONS

- Steel-belted radial tires
- Cuts thin, ferrous sections up to 5/8" (16mm)
- Weldments, sheet metal, unconventional shapes
- Vertical machines with speeds up to 15,000 SFPM







# CARBON

## BAND KNIVES

### FEATURES


- Available with straight, scallop or wavy tooth cutting edges and a single or double edge bevel
- Made of high-carbon steel and stainless steel
- Razor edge

### BENEFITS

- Quick, smooth and precise cuts, with excellent finishing
- Without material waste

### APPLICATIONS

- Foam
- Rubber and soft plastics
- Cardboard and paper
- Cork




CARBON

Straight Edge, Single Bevel



Straight Edge, Double Bevel



Scallop Edge, Double Bevel



Wavy Edge, Double Bevel



Width x Thickness		Edge and Bevel	Material No.
in	mm		
3/8 x .022	10 x 0.55	SC-DB	93126
1/2 x .018	13 x 0.46	SC-DB	93188
		ST-SB	93135
1/2 x .022	13 x 0.55	ST-DB	93160
		SC-DB	93189
		WV-DB	93388
5/8 x .018	16 x 0.46	SC-DB	93580*
5/8 x .022	16 x 0.55	SC-DB	93590
		ST-DB	93609
3/4 x .022	19 x 0.55	SC-DB	93637
		WV-DB	93715
3/4 x .028	19 x 0.70	SC-DB	93629
		WV-DB	93717
1 x .025	25 x 0.60	ST-DB	93794
		SC-DB	93806
1 x .035	25 x 0.90	ST-DB	93796
		SC-DB	93809
		WV-DB	93912


ST-SB - Straight edge - Single bevel  
 ST-DB - Straight edge - Double bevel  
 SC-DB - Scallop edge - Double Bevel  
 WV-DB - Wavy edge - Double Bevel

Available in 100' (30m), 250' (75m), random length coils and welded bands.

\*Stainless steel blade.

Special products on request.





PRECISION MAKES THE DIFFERENCE

## GOES THE DISTANCE.

Three major product lines to meet our customer's needs with performance and quality.



# Starrett®

(978) 249-3551 • starrett.com

Follow us!







WOOD CUTTING

# WOOD CUTTING

## WOODPECKER™ PREMIUM

### FEATURES

- A selection of blades ideal for a variety of woodworking applications
- Includes blades as thin as .020" for jobs such as contour cutting fine hardwoods to thicker blades for tough tasks including pallet work
- Hardened spring tempered back and ground, precision set teeth with positive tooth angles
- Thin kerf available
- Longer life and faster cutting with less feed
- High production rates and increased yields
- Can be re-sharpened

Width x Thickness		Pitch/Rake	Material No.
in	mm		
1/4 x .020	6.5 x 0.50	4/HK-P-R	91991
		6/SK-S-R	91992
3/8 x .022	10 x 0.55	3/HK-P-R	91995
		4/HK-P-R	91996
		6/HK-P-R	91997
1/2 x .022	13 x 0.55	3/HK-P-R	92000
		4/HK-P-R	92001
		6/HK-P-R	92002
5/8 x .022	16 x 0.55	3/HK-P-R	92003
		4/HK-P-R	92004
3/4 x .028	19 x 0.71	3/HK-P-R	92007
1 x .023	25 x 0.58	3/HK-P-R	92010
1 x .035	25 x 0.90	1.3/HK-P-R	92035
		2/HK-P-R	92036
		1.1/HK-P-R	92042
1-1/4 x .035	32 x 0.90	1.3/HK-P-R	92043
		2/HK-P-R	92044
		1.1/HK-P-R	92017
1-1/4 x .042	32 x 1.10	1.3/HK-P-R	92018
		5-8/RG-S-R	92046
		1.1/HK-P-R	92022
2 x .042	50 x 1.10	1.1/HK-P-R	92026
2-9/16 x .042	65 x 1.10	1.1/HK-P-R	92030

HK - Hook tooth profile | P - Positive rake | R - Raker set

SK - Skip tooth profile | RG - Regular tooth profile | S - Straight (zero) rake | R - Raker set

Available in 100' (30m), 250' (75m), 500' (150m), random length coils and welded bands

All coils supplied within plus or minus 10% of ordered size.

Special products on request.







# WOOD CUTTING

## BI-METAL WOODPECKER™ PRO


### BI-METAL

#### FEATURES

- Manufactured from high-speed steel M42 containing 8% cobalt
- Specifically designed for all types of hardwoods and pallet dismantling applications
- Electron beam welded bi-metal construction optimizes cost per cut ratio
- Rockwell tooth hardness C67-69 ensures longer blade life

Width x Thickness		Pitch/Rake	Material No.
in	mm		
1/4 x .025	6.5 x 0.65	6/HK-P-R	92100
3/8 x .025	10 x 0.90	4/HK-P-R	92101
1/2 x .025	13 x 0.65	3/HK-P-R	92102
3/4 x .035	19 x 0.90	3/HK-P-R	92103
1 x .035	27 x 0.90	2/HK-P-R	92104
1-1/4 x .042	34 x 1.10	5-8/RG-S-R	92107
		1.3/HK-P-R	92108
		1.1/HK-P-R	92109
1-1/2 x .050	41 x 1.30	1.1/HK-P-R	92110
2 x .050	54 x 1.30	1.1/HK-P-R	92111

HK - Hook tooth profile | P - Positive rake | R - Raker set  
 RG - Regular tooth profile | S - Straight (zero) rake  
 Available in 100' (30m), 250' (75m), random length coils and welded bands.  
 All coils supplied within plus or minus 10% of ordered size.  
 Special products on request.







PRECISION MAKES THE DIFFERENCE

# PURE PRECISION.

Introducing the HDV300 Video-based measurement system. The power of an optical comparator, meets the precision of digital video.



# Starrett®

(978) 249-3551 • starrett.com

Follow us!





FOOD PROCESSING



# FOOD PROCESSING

## MEATKUTTER™ PREMIUM

### MKP



#### SPECIFICATIONS

- Polished high carbon steel
- Hardened, ground teeth
- Hardened back

#### FEATURES

- USDA approved
- Accurate, balanced, sharp and fast cutting action with less kerf loss per cut.
- Accurate cuts with less effort
- Laser-etched blade identification guarantees product quality and satisfaction

#### MEAT TYPES

- Fresh, frozen, bone-in and boneless
- Broilers and turkeys
- Seafood

#### APPLICATIONS

- Suitable for kill/harvest and further process operations.
- Fresh/Frozen and prepared food



Width x Thickness in	mm	Pitch/Rake	Material No.
1/2 x .022	13 x 0.55	3/HK-P-A	94310
		4/HK-P-A	94311
		6/SK-S-A	94312
5/8 x .018	16 x 0.46	4/HK-P-A	94314
		6/SK-S-A	94315
5/8 x .022	16 x 0.55	3/HK-P-A	94316
		4/HK-P-A	94317
5/8 x .025	16 x 0.65	3/HK-P-A	94325
		4/HK-P-A	94326
3/4 x .022	19 x .055	3/HK-P-A	94318
		4/HK-P-A	94319

HK - Hook tooth profile | P - Positive rake | A - Alternate set  
SK - Skip tooth profile | S - Straight (zero) rake

Available in 100' (30m), 250' (75m), 500' (150m), random length coils and welded bands.  
All coils supplied within plus or minus 10% of ordered size.

Special products on request.



**Starrett** Meatkutter™ 5/8 x .018" 5/8 x .022" 16 x 0.46mm **X6** OP21221504  
Premium



# FOOD PROCESSING

## MEATKUTTER™ STAINLESS MKS



### SPECIFICATIONS

- Stainless steel AISI 420
- Ground teeth

### FEATURES

- USDA approved
- Rust-proof
- Accurate, balanced, sharp and fast cutting action with less kerf loss per cut
- Laser-etched blade identification guarantees product quality and satisfaction

### MEAT TYPES

- Fresh, frozen, bone-in and boneless
- Broilers and turkeys
- Seafood

### APPLICATIONS

- Suitable for kill/harvest and further process operations
- Fresh/Frozen and prepared food

Width x Thickness		Pitch/Rake	Material No.
in	mm		
5/8 x .018	16 x 0.46	4/HK-P-A	94321
		6/SK-S-A	94322

HK - Hook tooth profile | P - Positive rake | A - Alternate set | S - Straight (zero) rake  
SK - Skip tooth profile

Available in 100' (30m), 250' (75m), 500' (150m), random length coils and welded bands  
All coils supplied within plus or minus 10% of ordered size.

Special products on request

**Starrett®**

**Meatkutter™  
Stainless Steel**

5/8 x .018"  
16 x 0.46mm **X6** OP21221688



# FOOD PROCESSING

## CARCASSKUTTER™ PREMIUM

### CKP



#### SPECIFICATIONS

- Polished high carbon steel
- Hardened, ground teeth
- Hardened back

#### FEATURES

- USDA approved
- Accurate, balanced, sharp and fast cutting action with less kerf loss per cut
- Laser-etched blade identification guarantees product quality and satisfaction

#### CARCASS TYPES

- Animal carcass cuts
- Cattle
- Swine/Hogs

#### APPLICATIONS

- Suitable for kill/harvest and further process operations
- Fresh/Frozen and prepared food
- Cold storage facilities
- Meat packing and processing plants

Width x Thickness		Pitch/Rake	Material No.
in	mm		
3/4 x .022	19 x 0.55	3/HK-P-A	94370
		4/HK-P-A	94371

HK - Hook tooth profile | P - Positive rake | A - Alternate set

Available in 100' (30m), 250' (75m), 500' (150m), random length coils and individually wrapped welded bands  
 All coils supplied within plus or minus 10% of ordered size.

Special products on request





# FOOD PROCESSING

## MEATKUTTER™ FROZEN MKF



### SPECIFICATIONS

- Polished high carbon steel
- Hardened, ground teeth
- Laser-etched blade for easy origin identification and traceability
- Variety of widths and teeth (as shown on the right)

### FEATURES

- USDA approved
- Accurate, balanced, sharp and fast cutting action with less kerf loss per cut
- Excellent cutting precision

### MEAT TYPES

- Fish
- Frozen meat up to -4°F (-20° C)

### APPLICATIONS

- Meat packing industries

Width x Thickness		Pitch/Rake	Material No.
in	mm		
5/8 x .014	16 x 0.35	3/HK-P-A	94360
		3/HL-P-A	94367
5/8 x .016	16 x 0.41	3/HL-P-A	94368
		3/HK-P-A	94361
5/8 x .020	16 x 0.50	4/HK-P-A	94362
		3/HK-P-A	94363
1 x .023	27 x 0.60	3/HK-P-A	94364
1 x .032	27 x 0.80	3/HL-P-A	94357
1-1/4 x .032	34 x 0.80	2/HK-P-A	94365
2 x .035	50 x 0.90	1.3/HK-P-A	94366

HK - Hook tooth profile | P - Positive rake | A - Alternate set | HL - Hook, low profile

Available in 100' (30m), 250' (75m), 500' (150m), random length coils and welded bands  
All coils supplied within plus or minus 10% of ordered size.

Special products on request



# FOOD PROCESSING

## MEATKUTTER™ FROZEN BI-METAL MKB



### SPECIFICATIONS

- Bi-metal high-speed steel band saw blade
- Hardened teeth and back

### FEATURES

- Greater durability compared to conventional blades
- Fast, clean cuts
- Clean, accurate cuts with less waste

### MEAT TYPES

- Frozen fish up to -76°F (-60° C)
- Large fish

### APPLICATIONS

- Suitable for meat packing, portioning and seafood processing

Width x Thickness		Pitch/Rake	Material No.
in	mm		
1-1/4 x .035	34 x 0.90	3/HK-P-A	94380

HK - Hook tooth profile | P - Positive rake | A - Alternate set  
 Available in 100' (30m), 250' (75m), 500' (150m), random length coils and welded bands  
 All coils supplied within plus or minus 10% of ordered size.  
 Special products on request







**POWER HACKSAWS**



# POWER HACKSAWS

## BI-METAL HSS-BS

CUTTING EDGE OF HIGH-SPEED STEEL

### FEATURES

- Available in metric and inch
- Hardened and tempered high-speed steel teeth
- Tough alloy steel back resistant to shock and breakage

### BENEFITS

- Alloy back resists fatigue under the most adverse conditions

### APPLICATIONS

- Ideal for all general steel cutting
- Works well in a wide variety of applications, including interrupted cuts



CUTTING CHART FOR POWER HACKSAW BLADES-BS AND RS

Cross Section to be Cut	Material Thickness				Bow Speeds in Strokes per Minute **
	Up to 3/4" (20mm) Pitch*	From 3/4" to 1-1/2" (From 20mm to 40mm)	From 1-1/2" to 3-1/2" (From 40mm to 90mm)	Above 3-1/2" (Above 90mm)	
Low Carbon Steel	14-10	10-6	6-4	4-2-1/2	70-90
Medium Carbon Steel	14-10	10-6	6-4	4-2-1/2	60-80
High Carbon Steel	14-10	10-6	6-4	4-2-1/2	55-70
Carbon Low Alloy Steel	14-10	10-6	6-4	4-2-1/2	65-80
Carbon High Alloy Steel	14-10	10-6	6-4	4-2-1/2	45-60
Easy to machine steel	14-10	10-6	6-4	4-2-1/2	80-100
Tool Steel	14-10	10-6	6-4	4-2-1/2	55-70
Low-Alloy High-speed steel	14-10	10-6	6-4	4-2-1/2	50-60
High-Alloy High-speed steel	14-10	10-6	6-4	4-2-1/2	45-55
Cast Iron Class 20	14-10	10-6	6-4	4-2-1/2	70-80
Cast Iron Class 40	14-10	10-6	6-4	4-2-1/2	65-75
Cast Iron Class 60	14-10	10-6	6-4	4-2-1/2	40-55
Malleable Cast Iron	14-10	10-6	6-4	4-2-1/2	65-75
Austenitic Cast Iron	14-10	10-6	6-4	4-2-1/2	40-55
Inconel and Monel	14-10	10-6	6-4	4-2-1/2	40-55
Stainless Steels	14-10	10-6	6-4	4-2-1/2	50-60
Copper	14-10	10-6	6-4	4-2-1/2	95-140
Bronze	14-10	10-6	6-4	4-2-1/2	85-105
Brass	14-10	10-6	6-4	4-2-1/2	90-110
Aluminum	14-10	10-6	6-4	4-2-1/2	100-140

\*The blade should be tensioned correctly.

\*\*Since you have two options for each thickness range, use a finer pitch (more teeth per inch) for thinner sections and coarser pitches (fewer teeth per inch) for thick sections.

\*\* For materials with width higher than 3", decrease at least 20% of cutting rates.



## POWER HACKSAWS

### BI-METAL HSS-BS

CUTTING EDGE OF HIGH-SPEED STEEL

Cat. No.	EDP	Length x Width x Thickness		TPI (TP/25mm)	Pinhole Diameter
		in	mm		
BS1210-5	40097	12 x 1-1/8 x .050	300 x 28 x 1.25	10	8.5mm
BS1214-5	40098			14	
BS1410-5	40099	14 x 1-1/8 x .050	350 x 28 x 1.25	10	
BS1414-5	40100			14	
BS1406-6	40101	14 x 1-3/8 x .062	350 x 35 x 1.6	6	10.75mm
BS1410-6	40102			10	
BS1406-7	40105	14 x 1-5/8 x .075	350 x 41 x 2	6	
BS1706-6	40113			6	
BS1710-6	40114	17 x 1-3/8" x .062"	425mm x 35mm x 1.6mm	10	8.5mm
BS1806-6	40115			6	
BS1810-6	40116	18" x 1-3/8" x .062"	450mm x 35mm x 1.6mm	10	10.75mm
BS1804-7	40118			4	
BS1806-7	40119	18 x 1-5/8 x .075	450 x 41 x 2	6	
BS1804-8	40121			4	
BS1806-8	40122	18 x 1-7/8 x .088	450 x 47 x 2.25	6	10.75mm
BS2104-8	40126			4	
BS2106-8	40127	21 x 1-7/8 x .088	525 x 47 x 2.25	6	
				6	

Blades from 12" (300mm) to 20" (500mm) length packaged and sold 5 blades per plastic tube.  
Blades from 21" (525mm) or wider, packaged and sold 1 blade per sleeve.

# POWER HACKSAWS

## HIGH-SPEED STEEL-RS

### HIGH-SPEED STEEL

#### FEATURES

- Available in metric and inch
- Fully hardened molybdenum high-speed steel

#### BENEFITS

- Long wear life and top performance
- Withstands heavier feed pressures providing faster cutting

#### APPLICATIONS

- Ideal for cutting a wide range of materials



CUTTING CHART FOR POWER HACKSAW BLADES-BS AND RS

Cross Section to be Cut	Material Thickness				Bow Speeds in Strokes per Minute **
	Up to 3/4" (20mm) Pitch*	From 3/4" to 1-1/2" (From 20mm to 40mm)	From 1-1/2" to 3-1/2" (From 40mm to 90mm)	Above 3-1/2" (Above 90mm)	
Low Carbon Steel	14-10	10-6	6-4	4-2-1/2	70-90
Medium Carbon Steel	14-10	10-6	6-4	4-2-1/2	60-80
High Carbon Steel	14-10	10-6	6-4	4-2-1/2	55-70
Carbon Low Alloy Steel	14-10	10-6	6-4	4-2-1/2	65-80
Carbon High Alloy Steel	14-10	10-6	6-4	4-2-1/2	45-60
Easy to machine steel	14-10	10-6	6-4	4-2-1/2	80-100
Tool Steel	14-10	10-6	6-4	4-2-1/2	55-70
Low-Alloy High-speed steel	14-10	10-6	6-4	4-2-1/2	50-60
High-Alloy High-speed steel	14-10	10-6	6-4	4-2-1/2	45-55
Cast Iron Class 20	14-10	10-6	6-4	4-2-1/2	70-80
Cast Iron Class 40	14-10	10-6	6-4	4-2-1/2	65-75
Cast Iron Class 60	14-10	10-6	6-4	4-2-1/2	40-55
Malleable Cast Iron	14-10	10-6	6-4	4-2-1/2	65-75
Austenitic Cast Iron	14-10	10-6	6-4	4-2-1/2	40-55
Inconel and Monel	14-10	10-6	6-4	4-2-1/2	40-55
Stainless Steels	14-10	10-6	6-4	4-2-1/2	50-60
Copper	14-10	10-6	6-4	4-2-1/2	95-140
Bronze	14-10	10-6	6-4	4-2-1/2	85-105
Brass	14-10	10-6	6-4	4-2-1/2	90-110
Aluminum	14-10	10-6	6-4	4-2-1/2	100-140

\*The blade should be tensioned correctly.

\*\*Since you have two options for each thickness range, use a finer pitch (more teeth per inch) for thinner sections and coarser pitches (fewer teeth per inch) for thick sections.

\*\* For materials with width higher than 3", decrease at least 20% of cutting rates.



# POWER HACKSAWS

## HIGH-SPEED STEEL-RS

### HIGH-SPEED STEEL

Cat. No.	EDP	Length x Width x Thickness		TPI (TP/25mm)	Pinhole Diameter
		in	mm		
RS1210-5	40046	12 x 1 x .050	300 x 25 x 1.25	10	8.5mm
RS1214-5	40047			14	
RS1410-5	40049	14 x 1 x .050	350 x 25 x 1.25	10	
RS1414-5	40050			14	
RS1406-6	40051	14 x 1-1/4 x .062	350 x 32 x 1.6	6	
RS1410-6	40052			10	
RS1610-6	40058	16 x 1-1/4 x .062	400 x 32 x 1.25	10	
RS1706-6	40062	17 x 1-1/4 x .062	425 x 32 x 1.6	6	
RS1710-6	40063			10	
RS1806-6	40064	18 x 1-1/4 x .062	450 x 32 x 1.6	6	
RS1810-6	40065			10	
RS1804-7	40067	18 x 1-1/2 x .075	450 x 38 x 2	4	
RS1806-7	40068			6	
RS1804-8	40070	18 x 1-3/4 x .088	450 x 45 x 2.25	4	
RS1806-8	40071			6	
RS2104-8	40075	21 x 1-3/4 x .088	450 x 45 x 2.25	4	
RS2106-8	40076			6	
RS2404-0	40081	24 x 2 x .100	600 x 50 x 2.5	4	11.25mm
RS3004-0	40083	30 x 2-1/2 x .100	750 x 63 x 2.5	4	16.75mm

Blades from 12" (300mm) to 20" (500mm) length packaged and sold 5 blades per plastic tube.  
Blades from 21" (525mm) or wider, packaged and sold 1 blade per sleeve.

Cat. No.	EDP	Length x Width x Thickness		TPI (TP/25mm)	Pinhole Diameter
		in	mm		
<b>Metric High-speed steel Power Hacksaw Blades (for KASTO and other metric machines)</b>					
RS400-6	40180	16 x 1-1/4 x .075	400 x 32 x 2	6	10.5mm
RS400-10	40181			10	
RS450-4	40182	18 x 1-1/2 x .075	450 x 38 x 2	4	
RS450-6	40183			6	
RS450-10	40184	10			
RS500-6	16171	20 x 1-3/4 x .075	500 x 45 x 2	6	
RS500-10	16172			10	
RS550-4	40173	22 x 1-3/4 x .075	550 x 45 x 2	4	
RS550-10	40185			10	
RS575-4	40175	23 x 2 x .100	575 x 50 x 2.5	4	
RS575-6	40176			6	
RS600-4	16173	24 x 2 x .100	600 x 50 x 2.5	4	
RS600-6	16174			6	
RS650-4	40186	26 x 2-3/16 x .100	650 x 55 x 2.5	4	
RS650-6	40187			6	
RS700-4	40188	28 x 2-3/16 x .100	700 x 55 x 2.5	4	
RS700-6	40189			6	
RS850-4	16175	34 x 2-3/8 x .118	850 x 60 x 3	4	
RS900-2 1/2	68716	36 x 4-1/2 x .138	900 x 114 x 3.5	2-1/2 TPI	
RS1000-2 1/2	16177	40 x 5 x .138	1000 x 126 x 3.5		

Blades from 12" (300mm) to 20" (500mm) length packaged and sold 5 blades per plastic tube.  
Blades from 21" (525mm) or wider, packaged and sold 1 blade per sleeve.





PRECISION MAKES THE DIFFERENCE



## NO CONTACT IS THE SOLUTION.

Profile360™ is an in-line, real-time, non-contact solution for continuously monitoring key profile dimensions in complex shapes such as rubber, ceramic, plastic, and wood-plastic composite extrusions, roll-formed metal profiles, and profiled wire.



# Starrett®

(978) 249-3551 • starrett.com

Follow us!





RECOMMENDATIONS AND RESOURCES



# RECOMMENDATIONS

## BLADE BREAK-IN

Using the right break-in procedures for a bi-metal blade ensures longer blade life, faster cuts for a longer period of time and consistent performance. Conversely, blade life can be significantly compromised if the proper break-in procedures are not followed.

### Softer material such as carbon steel and aluminum:

- Run the normal surface feet per minute (SFPM).
- Adjust the feed pressure to 50% the normal cutting rate for 50-100 square inches (323-645 sq.cm).
- Increase to 100% cutting rate.
- Avoid vibration.

### Harder materials such as nickel-based alloys like inconel, hardened steels, tool steels and stainless steels:

- Run the normal surface feet per minute (SFPM).
- Adjust the feed pressure to 75% of the normal cutting rate for 25-75 square inches (161-484 sq.cm).
- Gradually increase cutting rate to reach 100% after 50 square inches (323 sq.cm).
- Avoid vibration.



New blade with razor sharp teeth

Tooth correctly broken in

Tooth incorrectly broken in



Start to cut material at reduced cutting rate



After break-in when the blade has fully entered the work-piece, increase the feed rate over a series of cuts until the recommended cutting rate is achieved.



# RECOMMENDATIONS

## BAND SAW BLADE INSTALLATION GUIDELINES

Always follow the machine manufacturer's instruction and recommendations for blade changes and the safe operation for the band saw machine. Starrett nor its employees shall not be held responsible for the accuracy or completeness of these guidelines.


The general information contained in the guidelines is intended to assist in the proper installation of band saw blades.

Proper blade installation achieves more efficient blade performance.

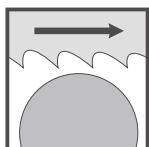
- Wear gloves when handling band saw blade



- Use eye protection, safety shoes, and hearing protection





- Select appropriate blade for cutting application
- Unfold blade properly. Do not throw. Throwing the blade will result in tooth damage that will reduce saw blade performance
- Install blade with saw teeth pointing in proper direction



- Apply appropriate tension to the blade
- Be aware of pinch points and keep hands and clothing clear of rotating blade



- Adjust guide arms to appropriate positions to workpiece
- Adjust blade guides for proper blade support
- Adjust chip brush to fully engage saw blade teeth to ensure proper chip removal



- Check hydraulic fluid levels when applicable
- Ensure appropriate cutting fluid placement and mix ratios as applicable per machine, cutting fluid, and blade manufacturer's recommendations

## FOLLOW THESE INSTRUCTIONS CAREFULLY

- Follow all the safety instructions shown in the band saw machine operator's manual and on the machine labels. Recognize and read safety and warning signs such as Danger, Warning and Caution
- Follow the saw blade installation instructions on the specific make and model of the band saw machine requiring a blade change

## BASIC BLADE CHANGE GUIDELINES

- Remove any chips from saw guides and band wheels
- Position chip brush away from saw
- Relieve saw blade tension and remove blade

## ACCESSORIES

### POCKET LASER TACHOMETER KIT WITH CASE No. S7793Z

- Powerful tachometer with 32 functions for measurements with or without contact
- From 200.000 RPM (optical measurement) to 20.000 RPM
- Measurement with contact up to 20.000 RPM
- Measurement with contact 2.000 m/min.(linear speed)
- Different measurement units: RPM, cm, inches, feet, yards etc



### SAW TENSION GAGE FOR BAND SAW BLADES No. 682EMZ

- Check for proper tension in either English or metric
- Graduated in kg/cm<sup>2</sup> (0 to 4.000) and in pounds/in<sup>2</sup> (0 to 60.000)
- Supplied in a case with instructions

### BAND SAW BLADE ALIGNMENT GAGE No. PT92925

This gage enables you to make sure your blade is running square to the cut.



# STARRETT RESOURCES

## STARRETT WEBSITE

STARRETT.COM

Browse the full range of Starrett products, locate Starrett authorized distributors, and download product datasheets, white papers, user manuals and other informational documentation on the Starrett website.

## BAND SAW BLADE REFERENCE GUIDE BULLETIN 1037

The Band Saw Reference Guide provides basic charts and tables to help users achieve the best results with Starrett band saw blades.

### Charts include:

- Cutting Table for Bi-Metal Band Saw Blades
- Troubleshooting
- Cut Rate Chart
- Cut-Off Calculations



The Band Saw Blade Reference Guide is available as a PDF at [starrett.com](http://starrett.com).

## POWERCALC APP



The PowerCalc App helps users choose the right Starrett band saw blade for their application on a smartphone. The PowerCalc App is free and easy to install on any smartphone or mobile device.

The PowerCalc App is available on the following sites:



## FIND STARRETT ON YOUTUBE

[YOUTUBE.COM/LSSTARRETT](http://YOUTUBE.COM/LSSTARRETT)

Learn more about band saw blades and other Starrett products by watching a variety of videos available on the Starrett YouTube page.

### Videos include:


- Instructional
- Product Information
- Tradeshow and Events

## STARRETT LITERATURE AT YOUR FINGERTIPS

Our digital catalogs contain all of the information you have come to expect from our printed literature, but without taking up space on your desk.

### FEATURES

- Access to all Starrett catalogs, brochures, datasheets and educational materials
- Easy sharing through email
- Print a page
- Quickly download the whole catalog for convenient offline viewing







PRECISION MAKES THE DIFFERENCE

## FOR OVER 130 YEARS, WITH INNOVATIVE TECHNOLOGIES.

More than 5,000 products including precision tools, vision systems, force measurement systems, non-contact measurement systems, profile projectors, band saw blades, band saw machines, hand tools and power tools accessories. Read more: [www.starrett.com](http://www.starrett.com)



# Starrett®

(978) 249-3551 • [starrett.com](http://starrett.com)

Follow us!







INDEX

## A

### Accessories ..... 60

682EMZ Saw Tension Gage .....	60
PT92925 Band Saw Alignment Gage .....	60
S7793Z Pocket Laser Tachometer Kit .....	60

## B

### Band Knives ..... 39

### Bi-Metal ..... 17–23

Intenss™ PRO .....	20
Intenss™ PRO-DIE .....	23
Intenss™ PRO-VTH .....	19
Intenss™ .....	22
Primalloy™ .....	18
Versatix™ MP .....	21

## C

### Carbide ..... 27–33

Advanz™ CG .....	33
Advanz™ CS .....	31
Advanz™ FS .....	32
Advanz™ MC5 .....	29
Advanz™ MC7 .....	28
Advanz™ TS .....	30

### Carbon ..... 35–40

Duratec™ FC .....	38
Duratec™ SFB .....	36–37

## D

### Diamond Grit ..... 27

Advanz™ DG .....	34
------------------	----

## F

### Food Processing 45–50

CarcassKutter™ Premium (CKP) .....	48
Meatkutter™ Frozen Bi-Metal (MKB) .....	50
Meatkutter™ Frozen (MKF) .....	49
Meatkutter™ Premium (MKP) .....	46
Meatkutter™ Stainless (MKS) .....	47

## P

### Portaband ..... 24–25

Univerz™ .....	25
----------------	----

### Power Hacksaws ..... 51–55

Bi-Metal HSS-BS .....	52–53
High-speed steel-RS .....	54–55

## R

### Recommendations ..... 58–59

### Resources ..... 61

Band Saw Blade Reference Guide .....	61
PowerCalc .....	16, 61
Website .....	61
YouTube .....	61

## T

### Technical Assistance ..... 26

## W

### Wood Cutting ..... 41–43

Woodpecker™ Premium .....	42
Woodpecker™ Pro .....	43



<b>682EMZ</b>	Saw Tension Gage . . . . .	60	<b>91434</b>	Duratec™ SFB Band Saw . . . . .	37
<b>10079</b>	Duratec™ SFB Band Saw . . . . .	37	<b>91435</b>	Duratec™ SFB Band Saw . . . . .	37
<b>91050</b>	Duratec™ SFB Band Saw . . . . .	37	<b>91450</b>	Duratec™ SFB Band Saw . . . . .	37
<b>91060</b>	Duratec™ SFB Band Saw . . . . .	37	<b>91471</b>	Duratec™ SFB Band Saw . . . . .	37
<b>91080</b>	Duratec™ SFB Band Saw . . . . .	37	<b>91510</b>	Duratec™ SFB Band Saw . . . . .	37
<b>91090</b>	Duratec™ SFB Band Saw . . . . .	37	<b>91515</b>	Duratec™ SFB Band Saw . . . . .	37
<b>91120</b>	Duratec™ SFB Band Saw . . . . .	37	<b>91528</b>	Duratec™ SFB Band Saw . . . . .	37
<b>91130</b>	Duratec™ SFB Band Saw . . . . .	37	<b>91529</b>	Duratec™ SFB Band Saw . . . . .	37
<b>91140</b>	Duratec™ SFB Band Saw . . . . .	37	<b>91531</b>	Duratec™ SFB Band Saw . . . . .	37
<b>91147</b>	Duratec™ SFB Band Saw . . . . .	37	<b>91550</b>	Duratec™ SFB Band Saw . . . . .	37
<b>91151</b>	Duratec™ SFB Band Saw . . . . .	37	<b>91570</b>	Duratec™ SFB Band Saw . . . . .	37
<b>91161</b>	Duratec™ SFB Band Saw . . . . .	37	<b>91621</b>	Duratec™ SFB Band Saw . . . . .	37
<b>91181</b>	Duratec™ SFB Band Saw . . . . .	37	<b>91622</b>	Duratec™ SFB Band Saw . . . . .	37
<b>91190</b>	Duratec™ SFB Band Saw . . . . .	37	<b>91670</b>	Duratec™ SFB Band Saw . . . . .	37
<b>91204</b>	Duratec™ SFB Band Saw . . . . .	37	<b>91680</b>	Duratec™ SFB Band Saw . . . . .	37
<b>91210</b>	Duratec™ SFB Band Saw . . . . .	37	<b>91689</b>	Duratec™ SFB Band Saw . . . . .	37
<b>91230</b>	Duratec™ SFB Band Saw . . . . .	37	<b>91695</b>	Duratec™ SFB Band Saw . . . . .	37
<b>91250</b>	Duratec™ SFB Band Saw . . . . .	37	<b>91696</b>	Duratec™ SFB Band Saw . . . . .	37
<b>91261</b>	Duratec™ SFB Band Saw . . . . .	37	<b>91701</b>	Duratec™ SFB Band Saw . . . . .	37
<b>91264</b>	Duratec™ SFB Band Saw . . . . .	37	<b>91720</b>	Duratec™ SFB Band Saw . . . . .	37
<b>91265</b>	Duratec™ SFB Band Saw . . . . .	37	<b>91726</b>	Duratec™ FC Band Saw . . . . .	38
<b>91271</b>	Duratec™ SFB Band Saw . . . . .	37	<b>91730</b>	Duratec™ SFB Band Saw . . . . .	37
<b>91281</b>	Duratec™ SFB Band Saw . . . . .	37	<b>91740</b>	Duratec™ FC Band Saw . . . . .	38
<b>91291</b>	Duratec™ SFB Band Saw . . . . .	37	<b>91761</b>	Duratec™ SFB Band Saw . . . . .	37
<b>91300</b>	Duratec™ SFB Band Saw . . . . .	37	<b>91769</b>	Duratec™ FC Band Saw . . . . .	38
<b>91307</b>	Duratec™ SFB Band Saw . . . . .	37	<b>91930</b>	Duratec™ SFB Band Saw . . . . .	37
<b>91330</b>	Duratec™ SFB Band Saw . . . . .	37	<b>91992</b>	Woodpecker™ Premium Band Saw . . . . .	42
<b>91340</b>	Duratec™ SFB Band Saw . . . . .	37	<b>91996</b>	Woodpecker™ Premium Band Saw . . . . .	42
<b>91350</b>	Duratec™ SFB Band Saw . . . . .	37	<b>91997</b>	Woodpecker™ Premium Band Saw . . . . .	42
<b>91361</b>	Duratec™ SFB Band Saw . . . . .	37	<b>92000</b>	Woodpecker™ Premium Band Saw . . . . .	42
<b>91372</b>	Duratec™ SFB Band Saw . . . . .	37	<b>92001</b>	Woodpecker™ Premium Band Saw . . . . .	42
<b>91373</b>	Duratec™ SFB Band Saw . . . . .	37	<b>92002</b>	Woodpecker™ Premium Band Saw . . . . .	42
<b>91374</b>	Duratec™ SFB Band Saw . . . . .	37	<b>92003</b>	Woodpecker™ Premium Band Saw . . . . .	42
<b>91380</b>	Duratec™ SFB Band Saw . . . . .	37	<b>92004</b>	Woodpecker™ Premium Band Saw . . . . .	42
<b>91401</b>	Duratec™ SFB Band Saw . . . . .	37	<b>92007</b>	Woodpecker™ Premium Band Saw . . . . .	42
<b>91420</b>	Duratec™ SFB Band Saw . . . . .	37	<b>92010</b>	Woodpecker™ Premium Band Saw . . . . .	42
<b>91430</b>	Duratec™ SFB Band Saw . . . . .	37	<b>92017</b>	Woodpecker™ Premium Band Saw . . . . .	42

<b>92018</b>	Woodpecker™ Premium Band Saw . . . . .	42	<b>92561</b>	Advanz™ TS Band Saw . . . . .	30
<b>92022</b>	Woodpecker™ Premium Band Saw . . . . .	42	<b>92563</b>	Advanz™ TS Band Saw . . . . .	30
<b>92026</b>	Woodpecker™ Premium Band Saw . . . . .	42	<b>92564</b>	Advanz™ CS Band Saw . . . . .	31
<b>92030</b>	Woodpecker™ Premium Band Saw . . . . .	42	<b>92565</b>	Advanz™ CS Band Saw . . . . .	31
<b>92035</b>	Woodpecker™ Premium Band Saw . . . . .	42	<b>92569</b>	Advanz™ TS Band Saw . . . . .	30
<b>92036</b>	Woodpecker™ Premium Band Saw . . . . .	42	<b>92570</b>	Advanz™ CS Band Saw . . . . .	31
<b>92042</b>	Woodpecker™ Premium Band Saw . . . . .	42	<b>92572</b>	Advanz™ MC5 Band Saw . . . . .	29
<b>92043</b>	Woodpecker™ Premium Band Saw . . . . .	42	<b>92573</b>	Advanz™ MC7 Band Saw . . . . .	28
<b>92100</b>	Woodpecker™ Pro Band Saw . . . . .	43	<b>92574</b>	Advanz™ MC5 Band Saw . . . . .	29
<b>92101</b>	Woodpecker™ Pro Band Saw . . . . .	43	<b>92575</b>	Advanz™ MC7 Band Saw . . . . .	28
<b>92102</b>	Woodpecker™ Pro Band Saw . . . . .	43	<b>92576</b>	Advanz™ CS Band Saw . . . . .	31
<b>92103</b>	Woodpecker™ Pro Band Saw . . . . .	43	<b>92577</b>	Advanz™ MC5 Band Saw . . . . .	29
<b>92104</b>	Woodpecker™ Pro Band Saw . . . . .	43	<b>92578</b>	Advanz™ MC7 Band Saw . . . . .	28
<b>92108</b>	Woodpecker™ Pro Band Saw . . . . .	43	<b>92580</b>	Advanz™ MC5 Band Saw . . . . .	29
<b>92109</b>	Woodpecker™ Pro Band Saw . . . . .	43	<b>92581</b>	Advanz™ MC7 Band Saw . . . . .	28
<b>92110</b>	Woodpecker™ Pro Band Saw . . . . .	43	<b>92582</b>	Advanz™ MC7 Band Saw . . . . .	28
<b>92111</b>	Woodpecker™ Pro Band Saw . . . . .	43	<b>92583</b>	Advanz™ MC7 Band Saw . . . . .	28
<b>92500</b>	Advanz™ TS Band Saw . . . . .	30	<b>92584</b>	Advanz™ MC7 Band Saw . . . . .	28
<b>92503</b>	Advanz™ TS Band Saw . . . . .	30	<b>92585</b>	Advanz™ MC5 Band Saw . . . . .	29
<b>92504</b>	Advanz™ TS Band Saw . . . . .	30	<b>92586</b>	Advanz™ MC5 Band Saw . . . . .	29
<b>92507</b>	Advanz™ FS Band Saw . . . . .	32	<b>92592</b>	Advanz™ CS Band Saw . . . . .	31
<b>92509</b>	Advanz™ TS Band Saw . . . . .	30	<b>92594</b>	Advanz™ MC7 Band Saw . . . . .	28
<b>92513</b>	Advanz™ FS Band Saw . . . . .	32	<b>92595</b>	Advanz™ MC7 Band Saw . . . . .	28
<b>92515</b>	Advanz™ TS Band Saw . . . . .	30	<b>93126</b>	Band Knife . . . . .	39
<b>92516</b>	Advanz™ TS Band Saw . . . . .	30	<b>93135</b>	Band Knife . . . . .	39
<b>92517</b>	Advanz™ TS Band Saw . . . . .	30	<b>93160</b>	Band Knife . . . . .	39
<b>92519</b>	Advanz™ TS Band Saw . . . . .	30	<b>93189</b>	Band Knife . . . . .	39
<b>92521</b>	Advanz™ TS Band Saw . . . . .	30	<b>93388</b>	Band Knife . . . . .	39
<b>92522</b>	Advanz™ TS Band Saw . . . . .	30	<b>93580</b>	Band Knife . . . . .	39
<b>92528</b>	Advanz™ TS Band Saw . . . . .	30	<b>93590</b>	Band Knife . . . . .	39
<b>92550</b>	Advanz™ FS Band Saw . . . . .	32	<b>93609</b>	Band Knife . . . . .	39
<b>92551</b>	Advanz™ FS Band Saw . . . . .	32	<b>93629</b>	Band Knife . . . . .	39
<b>92552</b>	Advanz™ FS Band Saw . . . . .	32	<b>93637</b>	Band Knife . . . . .	39
<b>92553</b>	Advanz™ FS Band Saw . . . . .	32	<b>93715</b>	Band Knife . . . . .	39
<b>92555</b>	Advanz™ FS Band Saw . . . . .	32	<b>93717</b>	Band Knife . . . . .	39
<b>92559</b>	Advanz™ TS Band Saw . . . . .	30	<b>93794</b>	Band Knife . . . . .	39
<b>92560</b>	Advanz™ TS Band Saw . . . . .	30	<b>93796</b>	Band Knife . . . . .	39

<b>93806</b>	Band Knife . . . . .	39	<b>95414</b>	Advanz™ CG Saw Blade . . . . .	33
<b>93809</b>	Band Knife . . . . .	39	<b>95416</b>	Advanz™ CG Saw Blade . . . . .	33
<b>93912</b>	Band Knife . . . . .	39	<b>95417</b>	Advanz™ CG Saw Blade . . . . .	33
<b>94310</b>	Meatkutter™ Premium Band Saw (MKP) . . . . .	46	<b>95418</b>	Advanz™ CG Saw Blade . . . . .	33
<b>94311</b>	Meatkutter™ Premium Band Saw (MKP) . . . . .	46	<b>95419</b>	Advanz™ CG Saw Blade . . . . .	33
<b>94312</b>	Meatkutter™ Premium Band Saw (MKP) . . . . .	46	<b>95421</b>	Advanz™ CG Saw Blade . . . . .	33
<b>94314</b>	Meatkutter™ Premium Band Saw (MKP) . . . . .	46	<b>95422</b>	Advanz™ CG Saw Blade . . . . .	33
<b>94315</b>	Meatkutter™ Premium Band Saw (MKP) . . . . .	46	<b>95423</b>	Advanz™ CG Saw Blade . . . . .	33
<b>94316</b>	Meatkutter™ Premium Band Saw (MKP) . . . . .	46	<b>95425</b>	Advanz™ CG Saw Blade . . . . .	33
<b>94317</b>	Meatkutter™ Premium Band Saw (MKP) . . . . .	46	<b>95430</b>	Advanz™ CG Saw Blade . . . . .	33
<b>94318</b>	Meatkutter™ Premium Band Saw (MKP) . . . . .	46	<b>95431</b>	Advanz™ CG Saw Blade . . . . .	33
<b>94319</b>	Meatkutter™ Premium Band Saw (MKP) . . . . .	46	<b>95432</b>	Advanz™ CG Saw Blade . . . . .	33
<b>94321</b>	Meatkutter™ Stainless Band Saw (MKS) . . . . .	47	<b>99078</b>	Intenss™ PRO-DIE Band Saw . . . . .	23
<b>94322</b>	Meatkutter™ Stainless Band Saw (MKS) . . . . .	47	<b>99079</b>	Intenss™ PRO-DIE Band Saw . . . . .	23
<b>94325</b>	Meatkutter™ Premium Band Saw (MKP) . . . . .	46	<b>99080</b>	Intenss™ PRO-DIE Band Saw . . . . .	23
<b>94326</b>	Meatkutter™ Premium Band Saw (MKP) . . . . .	46	<b>99087</b>	Intenss™ PRO-DIE Band Saw . . . . .	23
<b>94357</b>	Meatkutter™ Frozen Band Saw (MKF) . . . . .	49	<b>99093</b>	Intenss™ PRO-DIE Band Saw . . . . .	23
<b>94360</b>	Meatkutter™ Frozen Band Saw (MKF) . . . . .	49	<b>99102</b>	Intenss™ PRO-DIE Band Saw . . . . .	23
<b>94361</b>	Meatkutter™ Frozen Band Saw (MKF) . . . . .	49	<b>99109</b>	Intenss Band Saw Blade . . . . .	22
<b>94362</b>	Meatkutter™ Frozen Band Saw (MKF) . . . . .	49	<b>99122</b>	Intenss™ PRO-DIE Band Saw . . . . .	23
<b>94363</b>	Meatkutter™ Frozen Band Saw (MKF) . . . . .	49	<b>99124</b>	Intenss™ PRO-DIE Band Saw . . . . .	23
<b>94364</b>	Meatkutter™ Frozen Band Saw (MKF) . . . . .	49	<b>99125</b>	Intenss™ PRO-DIE Band Saw . . . . .	23
<b>94365</b>	Meatkutter™ Frozen Band Saw (MKF) . . . . .	49	<b>99138</b>	Intenss™ PRO-DIE Band Saw . . . . .	23
<b>94366</b>	Meatkutter™ Frozen Band Saw (MKF) . . . . .	49	<b>99143</b>	Intenss™ PRO-DIE Band Saw . . . . .	23
<b>94367</b>	Meatkutter™ Frozen Band Saw (MKF) . . . . .	49	<b>99144</b>	Intenss™ PRO-DIE Band Saw . . . . .	23
<b>94368</b>	Meatkutter™ Frozen Band Saw (MKF) . . . . .	49	<b>99151</b>	Intenss™ PRO-DIE Band Saw . . . . .	23
<b>94370</b>	CarcassKutter™ Premium Band Saw (CKP) . . . . .	48	<b>99152</b>	Intenss™ PRO-DIE Band Saw . . . . .	23
<b>94371</b>	CarcassKutter™ Premium Band Saw (CKP) . . . . .	48	<b>99154</b>	Intenss™ PRO-DIE Band Saw . . . . .	23
<b>94380</b>	Meatkutter™ Frozen Bi-Metal Band Saw (MKB) . . . . .	50	<b>99165</b>	Intenss™ PRO-DIE Band Saw . . . . .	23
<b>95123</b>	Advanz™ DG Saw Blade . . . . .	34	<b>99167</b>	Intenss™ PRO-DIE Band Saw . . . . .	23
<b>95401</b>	Advanz™ CG Saw Blade . . . . .	33	<b>99171</b>	Univerz™ Coil Stock . . . . .	25
<b>95403</b>	Advanz™ CG Saw Blade . . . . .	33	<b>99175</b>	Intenss™ PRO-DIE Band Saw . . . . .	23
<b>95404</b>	Advanz™ CG Saw Blade . . . . .	33	<b>99176</b>	Intenss Band Saw Blade . . . . .	22
<b>95406</b>	Advanz™ CG Saw Blade . . . . .	33	<b>99178</b>	Intenss™ PRO-DIE Band Saw . . . . .	23
<b>95407</b>	Advanz™ CG Saw Blade . . . . .	33	<b>99179</b>	Univerz™ Coil Stock . . . . .	25
<b>95408</b>	Advanz™ CG Saw Blade . . . . .	33	<b>99180</b>	Univerz™ Coil Stock . . . . .	25
<b>95410</b>	Advanz™ CG Saw Blade . . . . .	33	<b>99181</b>	Intenss Band Saw Blade . . . . .	22



<b>99182</b>	Univerz™ Coil Stock . . . . .	25	<b>99500</b>	Intenss™ PRO Band Saw Blade . . . . .	20
<b>99184</b>	Univerz™ Coil Stock . . . . .	25	<b>99518</b>	Versatix™ MP Band Saw Blade . . . . .	21
<b>99185</b>	Intenss Band Saw Blade . . . . .	22	<b>99519</b>	Versatix™ MP Band Saw Blade . . . . .	21
<b>99186</b>	Intenss™ PRO-DIE Band Saw . . . . .	23	<b>99562</b>	Versatix™ MP Band Saw Blade . . . . .	21
<b>99187</b>	Univerz™ Coil Stock . . . . .	25	<b>99563</b>	Versatix™ MP Band Saw Blade . . . . .	21
<b>99188</b>	Intenss™ PRO-DIE Band Saw . . . . .	23	<b>99564</b>	Versatix™ MP Band Saw Blade . . . . .	21
<b>99190</b>	Intenss™ PRO-DIE Band Saw . . . . .	23	<b>99565</b>	Versatix™ MP Band Saw Blade . . . . .	21
<b>99191</b>	Intenss™ PRO Band Saw Blade . . . . .	20	<b>99566</b>	Versatix™ MP Band Saw Blade . . . . .	21
<b>99192</b>	Intenss Band Saw Blade . . . . .	22	<b>99693</b>	Intenss Band Saw Blade . . . . .	22
<b>99195</b>	Intenss Band Saw Blade . . . . .	22	<b>99801</b>	Primalloy™ Band Saw Blade . . . . .	18
<b>99198</b>	Intenss Band Saw Blade . . . . .	22	<b>99803</b>	Primalloy™ Band Saw Blade . . . . .	18
<b>99206</b>	Intenss™ PRO Band Saw Blade . . . . .	20	<b>99804</b>	Primalloy™ Band Saw Blade . . . . .	18
<b>99210</b>	Versatix™ MP Band Saw Blade . . . . .	21	<b>99805</b>	Primalloy™ Band Saw Blade . . . . .	18
<b>99211</b>	Versatix™ MP Band Saw Blade . . . . .	21	<b>99807</b>	Primalloy™ Band Saw Blade . . . . .	18
<b>99212</b>	Versatix™ MP Band Saw Blade . . . . .	21	<b>99808</b>	Primalloy™ Band Saw Blade . . . . .	18
<b>99222</b>	Versatix™ MP Band Saw Blade . . . . .	21	<b>99809</b>	Primalloy™ Band Saw Blade . . . . .	18
<b>99234</b>	Versatix™ MP Band Saw Blade . . . . .	21	<b>99902</b>	Intenss™ PRO Band Saw Blade . . . . .	20
<b>99238</b>	Intenss Band Saw Blade . . . . .	22	<b>99903</b>	Intenss™ PRO Band Saw Blade . . . . .	20
<b>99282</b>	Intenss Band Saw Blade . . . . .	22	<b>99905</b>	Intenss™ PRO Band Saw Blade . . . . .	20
<b>99297</b>	Intenss Band Saw Blade . . . . .	22	<b>99906</b>	Intenss™ PRO Band Saw Blade . . . . .	20
<b>99307</b>	Intenss Band Saw Blade . . . . .	22	<b>99907</b>	Intenss™ PRO Band Saw Blade . . . . .	20
<b>99318</b>	Intenss™ PRO Band Saw Blade . . . . .	20	<b>99908</b>	Intenss™ PRO Band Saw Blade . . . . .	20
<b>99329</b>	Versatix™ MP Band Saw Blade . . . . .	21	<b>99912</b>	Intenss™ PRO Band Saw Blade . . . . .	20
<b>99331</b>	Intenss Band Saw Blade . . . . .	22	<b>99913</b>	Intenss™ PRO Band Saw Blade . . . . .	20
<b>99334</b>	Versatix™ MP Band Saw Blade . . . . .	21	<b>99914</b>	Intenss™ PRO Band Saw Blade . . . . .	20
<b>99340</b>	Versatix™ MP Band Saw Blade . . . . .	21	<b>99915</b>	Intenss™ PRO Band Saw Blade . . . . .	20
<b>99341</b>	Versatix™ MP Band Saw Blade . . . . .	21	<b>99917</b>	Intenss™ PRO Band Saw Blade . . . . .	20
<b>99342</b>	Versatix™ MP Band Saw Blade . . . . .	21	<b>99923</b>	Intenss™ PRO Band Saw Blade . . . . .	20
<b>99343</b>	Versatix™ MP Band Saw Blade . . . . .	21	<b>99924</b>	Intenss™ PRO Band Saw Blade . . . . .	20
<b>99411</b>	Intenss Band Saw Blade . . . . .	22	<b>99926</b>	Intenss™ PRO Band Saw Blade . . . . .	20
<b>99423</b>	Intenss Band Saw Blade . . . . .	22	<b>99927</b>	Intenss™ PRO Band Saw Blade . . . . .	20
<b>99430</b>	Intenss Band Saw Blade . . . . .	22	<b>99928</b>	Intenss™ PRO Band Saw Blade . . . . .	20
<b>99434</b>	Intenss Band Saw Blade . . . . .	22	<b>99931</b>	Intenss™ PRO Band Saw Blade . . . . .	20
<b>99495</b>	Versatix™ MP Band Saw Blade . . . . .	21	<b>99933</b>	Intenss™ PRO Band Saw Blade . . . . .	20
<b>99496</b>	Versatix™ MP Band Saw Blade . . . . .	21	<b>99934</b>	Intenss™ PRO Band Saw Blade . . . . .	20
<b>99497</b>	Versatix™ MP Band Saw Blade . . . . .	21	<b>99937</b>	Intenss™ PRO Band Saw Blade . . . . .	20
<b>99498</b>	Versatix™ MP Band Saw Blade . . . . .	21	<b>99938</b>	Intenss™ PRO Band Saw Blade . . . . .	20

<b>99941</b>	Intenss™ PRO Band Saw Blade . . . . .	20	<b>BS2104-8</b>	Bi-Metal HSS-BS Power Hacksaw . . . . .	53
<b>99942</b>	Intenss™ PRO Band Saw Blade . . . . .	20	<b>BS2106-8</b>	Bi-Metal HSS-BS Power Hacksaw . . . . .	53
<b>99943</b>	Intenss™ PRO Band Saw Blade . . . . .	20	<b>CG4CM</b>	Advanz™ CG Portaband . . . . .	33
<b>99947</b>	Intenss™ PRO Band Saw Blade . . . . .	20	<b>PT92925</b>	Band Saw Alignment Gage . . . . .	60
<b>99949</b>	Intenss™ PRO-VTH Band Saw Blade . . . . .	19	<b>RS300-10</b>	High-speed steel-RS Power Hacksaw . . . . .	55
<b>99950</b>	Intenss™ PRO-VTH Band Saw Blade . . . . .	19	<b>RS350-6</b>	High-speed steel-RS Power Hacksaw . . . . .	55
<b>99954</b>	Intenss™ PRO-VTH Band Saw Blade . . . . .	19	<b>RS350-10</b>	High-speed steel-RS Power Hacksaw . . . . .	55
<b>99962</b>	Intenss™ PRO Band Saw Blade . . . . .	20	<b>RS400-4</b>	High-speed steel-RS Power Hacksaw . . . . .	55
<b>99965</b>	Intenss™ PRO Band Saw Blade . . . . .	20	<b>RS400-6</b>	High-speed steel-RS Power Hacksaw . . . . .	55
<b>99967</b>	Intenss™ PRO-VTH Band Saw Blade . . . . .	19	<b>RS400-10</b>	High-speed steel-RS Power Hacksaw . . . . .	55
<b>BM10B</b>	Portaband - Univerz™ . . . . .	24	RS450-4	High-speed steel-RS Power Hacksaw . . . . .	55
<b>BM10</b>	Portaband - Univerz™ . . . . .	24	<b>RS450-6</b>	High-speed steel-RS Power Hacksaw . . . . .	55
<b>BM14B</b>	Portaband - Univerz™ . . . . .	24	<b>RS450-10</b>	High-speed steel-RS Power Hacksaw . . . . .	55
<b>BM14</b>	Portaband - Univerz™ . . . . .	24	<b>RS500-4</b>	High-speed steel-RS Power Hacksaw . . . . .	55
<b>BM18B</b>	Portaband - Univerz™ . . . . .	24	<b>RS500-6</b>	High-speed steel-RS Power Hacksaw . . . . .	55
<b>BM18</b>	Portaband - Univerz™ . . . . .	24	<b>RS500-10</b>	High-speed steel-RS Power Hacksaw . . . . .	55
<b>BM24B</b>	Portaband - Univerz™ . . . . .	24	<b>RS550-4</b>	High-speed steel-RS Power Hacksaw . . . . .	55
<b>BM24</b>	Portaband - Univerz™ . . . . .	24	<b>RS550-6</b>	High-speed steel-RS Power Hacksaw . . . . .	55
<b>BM1014B</b>	Portaband - Univerz™ . . . . .	24	<b>RS550-10</b>	High-speed steel-RS Power Hacksaw . . . . .	55
<b>BM1014</b>	Portaband - Univerz™ . . . . .	24	<b>RS575-4</b>	High-speed steel-RS Power Hacksaw . . . . .	55
<b>BM1418B</b>	Portaband - Univerz™ . . . . .	24	<b>RS575-6</b>	High-speed steel-RS Power Hacksaw . . . . .	55
<b>BM1418</b>	Portaband - Univerz™ . . . . .	24	<b>RS600-4</b>	High-speed steel-RS Power Hacksaw . . . . .	55
<b>BS1210-5</b>	Bi-Metal HSS-BS Power Hacksaw . . . . .	53	<b>RS600-6</b>	High-speed steel-RS Power Hacksaw . . . . .	55
<b>BS1214-5</b>	Bi-Metal HSS-BS Power Hacksaw . . . . .	53	<b>RS650-4</b>	High-speed steel-RS Power Hacksaw . . . . .	55
<b>BS1406-6</b>	Bi-Metal HSS-BS Power Hacksaw . . . . .	53	<b>RS650-6</b>	High-speed steel-RS Power Hacksaw . . . . .	55
<b>BS1406-7</b>	Bi-Metal HSS-BS Power Hacksaw . . . . .	53	<b>RS700-4</b>	High-speed steel-RS Power Hacksaw . . . . .	55
<b>BS1410-5</b>	Bi-Metal HSS-BS Power Hacksaw . . . . .	53	<b>RS700-6</b>	High-speed steel-RS Power Hacksaw . . . . .	55
<b>BS1410-6</b>	Bi-Metal HSS-BS Power Hacksaw . . . . .	53	<b>RS850-4</b>	High-speed steel-RS Power Hacksaw . . . . .	55
<b>BS1414-5</b>	Bi-Metal HSS-BS Power Hacksaw . . . . .	53	<b>RS850-6</b>	High-speed steel-RS Power Hacksaw . . . . .	55
<b>BS1706-6</b>	Bi-Metal HSS-BS Power Hacksaw . . . . .	53	<b>RS900-2 1/2</b>	High-speed steel-RS Power Hacksaw . . . . .	55
<b>BS1710-6</b>	Bi-Metal HSS-BS Power Hacksaw . . . . .	53	<b>RS1000-2 1/2</b>	High-speed steel-RS Power Hacksaw . . . . .	55
<b>BS1804-7</b>	Bi-Metal HSS-BS Power Hacksaw . . . . .	53	<b>S7793Z</b>	Pocket Laser Tachometer Kit . . . . .	60
<b>BS1804-8</b>	Bi-Metal HSS-BS Power Hacksaw . . . . .	53			
<b>BS1806-6</b>	Bi-Metal HSS-BS Power Hacksaw . . . . .	53			
<b>BS1806-7</b>	Bi-Metal HSS-BS Power Hacksaw . . . . .	53			
<b>BS1806-8</b>	Bi-Metal HSS-BS Power Hacksaw . . . . .	53			
<b>BS1810-6</b>	Bi-Metal HSS-BS Power Hacksaw . . . . .	53			

A man wearing safety glasses, large red earmuffs, and work gloves is using a yellow and red Starrett power tool to cut a metal piece. The background shows a factory setting with a sign that reads "PACIFIC HIDRAULICA" and "359".

WHEN IT NEEDS  
TO BE DONE  
RIGHT

DO IT WITH STARRETT

**Starrett**<sup>®</sup>

(978) 249-3551 • starrett.com

Follow us!





## CORPORATE HEADQUARTERS AND MAIN FACTORY

### THE L.S. STARRETT COMPANY

121 Crescent Street  
Athol, MA 01331-1915 - U.S.A.

Tel: (978) 249-3551  
Main Fax: (978) 249-8495

## INTERNATIONAL LOCATIONS

### BRAZIL

Starrett Indústria e Comércio Ltda.  
Av. Laroy S. Starrett 1880 - Bairro Pinheirinho  
Caixa Postal 171  
13306-900 Itu, São Paulo - Brazil

Tel: 55 11 2118-8200  
Fax: 55 11 2118-8003

### SCOTLAND

The L.S. Starrett Company Ltd.  
Jedburgh TD8 6LR - Scotland

Tel: 44 (0) 1835 863501  
Fax: 44 (0) 1835 863018

### CHINA

Starrett Tools (Suzhou) Company Limited  
Suzhou Industrial Park  
No. 339. Su Hong Zhong Road  
Suzhou, Jiangsu Province  
P.R. China 215021

Tel: 86 512 6741940  
Fax: 86 512 67415697



## HOW TO ORDER

For prompt delivery, technical support and assistance, contact your nearest industrial distributor.

## PRODUCT DEMONSTRATION

All Starrett manufacturing and branch locations and many distributors can demonstrate an array of Starrett products at work. Contact your local distributor to learn more.



## STARRETT PRODUCT LINES

Band Saw Blades

Force Measurement

Jobsite & Workshop Tools

Laser Measurement

Metrology Equipment

Precision Granite

Precision Ground Solutions

Precision Measuring Tools

PTA & Hand Tools

Service

Webber Gage Blocks

# BAND SAW BLADES



Follow us!



# Starrett®

Phone: (978) 249-3551 | Fax: (978) 249-8495  
121 Crescent Street-Athol, MA 01331-1915-USA